

# LED FIXTURE

## SSL Series

# LED Flood SSL-FL1

Outstanding photometric performance, excellent uniform illumination, low profile construction, high efficacy and long lifespan, it's ideal for commercial lighting application.



## Features & Benefits

CUL listed

Protective architectural dark bronze power coating to ensure long lasting performance even in harsh environment

Compact and light weighted, ideal for confined spaces

IES type V for optimized light distribution, type III or IV by special order

Optional installation of Slipfitter, Pole Mount and Wall Mount

Bi-level motion sensor or photocell optional, factory ordered

CRI>70, L70 @ 50,000 Hrs, LM80 certified

Voltage 120-277V/347V/480V, support 0-10V dimmable

IP66 rated, wet location

## Warranty

5-year limited warranty in commercial use from the date of purchase

Operating temperature range between -40°C and +45°C

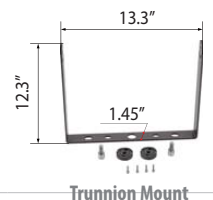
## Applications

Parks, Shopping Malls, Outlets, Plazas, City Halls, Historical Sites, Road Lighting



## Product Specification

Ordering Code	Model Number	Mounting	Wattage (W)	Input Voltage (V)	Hour Rating	Optics/ Distribution	Initial Delivered Lumens (lm)	CCT (K)	CRI	Dimension <sup>1</sup> L×W×H(inch)	Case QTY.
3666107	SSL-FL1/105W/50/UNV/DB/YK/D	Yoke	105	120-277	50,000	Type V	13400	5000K	70	11.25 X 12.4 X 3.07	1
3666212	SSL-FL1/110W/50/HVU/DB/YK/D	Yoke	105	347-480	50,000	Type V	13400	5000K	70	11.25 X 12.4 X 3.07	1
3667104	SSL-FL1/150W/50/UNV/DB/YK/D	Yoke	150	120-277	50,000	Type V	21150	5000K	70	15.8 X 12.99 X 3.15	1
3667205	SSL-FL1/150W/50/HVU/DB/YK/D	Yoke	150	347-480	50,000	Type V	21150	5000K	70	15.8 X 12.99 X 3.15	1
3667105	SSL-FL1/200W/50/UNV/DB/YK/D	Yoke	200	120-277	50,000	Type V	26200	5000K	70	15.8 X 12.99 X 3.15	1
3667206	SSL-FL1/200W/50/HVU/DB/YK/D	Yoke	200	347-480	50,000	Type V	27200	5000K	70	15.8 X 12.99 X 3.15	1
3668102	SSL-FL1/250W/50/UNV/DB/YK/D	Trunnion	250	120-277	50,000	Type V	35250	5000K	70	25.03 X 14.29 X 3.15	1
3668200	SSL-FL1/250W/50/HVU/DB/YK/D	Trunnion	250	347-480	50,000	Type V	33250	5000K	70	25.03 X 14.29 X 3.15	1
3668103	SSL-FL1/300W/50/UNV/DB/YK/D	Trunnion	300	120-277	50,000	Type V	39300	5000K	70	25.03 X 14.29 X 3.15	1
3668201	SSL-FL1/300W/50/HVU/DB/YK/D	Trunnion	300	347-480	50,000	Type V	39000	5000K	70	25.03 X 14.29 X 3.15	1
3660014	SSL-FL/SB/SQ-RD-MTG/DB	RD / SQ Pole Mount									
3660015	SSL-FL/SB/WALL-MTG/DB	Wall Mount									
3660016	SSL-FL/SB/ARM-SSF/DB	90° Wall Mount with 2-3/8" O.D. Tenon									
	SSL-FL/SB/SSF-23/8/DB	Slipfitter Mount fits 2 3/8" O.D. pipe									
	"S"	Bi-Level motion Sensor, factory ordered (non field install)									
	"P"	Photocell									



<sup>1</sup> W/O MTG bracket

# LED Flood

## SSL-FL1

### Ordering Information Example: SSL-FL1/105W/50/UNV/DB/YK/D

Family Name	Fixture Type	Wattage	CCT	Voltage (V)	Body Finish	Mounting	Dimmable	Options**
SSL (Solid State Lighting)	FL1 (Flood)	300W 250W 200W 150W 110W 105W	50 (5000K) 40 (4000K)*	UNV (120-277V) HVV (347-480V)	DB (Dark Bronze)	YK (Yoke 105W/110W/200W) (Trunnion 250W/300W)	D (Dimmable)	SSL-FL/SB/SSF-23/8/DB SSL-FL/SB/SQ-RD-MTG/DB SSL-FL/SB/WALL-MTG/DB SSL-FL/SB/ARM-SSF/DB  S (Bi-level motion Sensor) P (Photocell)

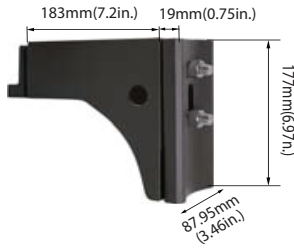
\* 4000K available, factory order

\*\* The model number reflects stocked item with yoke or trunnion MTG hardware. Optional MTG hardware available see options.


### Mounting Options




SSL-FL/SB/SSF-23/8/DB



SSL-FL/SB/SQ-RD-MTG/DB



SSL-FL/SB/WALL-MTG/DB



SSL-FL/SB/ARM-SSF/DB

#### Slipfitter Mount

For pole mounting. Aluminum mast arm adapter secures fixture head to nominal 2" (2-3/8" O.D. pipe size) horizontal steel tenon arm. Furnished with two 1/2" hex head stainless-steel screw.

#### Round / Square Pole Mount

Standard versatile mounting arm for Area Light application, with K/O to install Photocell or sensor. Furnished with two 5/16" hex head stainless-steel bolts and two 1/2" hex head stainless-steel screw. Suitable for 4" & 5" round or square poles.

#### Wall Mount

Wall Mount is easy to install for direct wall mounting with 1/2" conduit wiring or standard J-box mounting, and with K/O to install Photocell or sensor. Furnished with two 5/16" hex head stainless-steel bolts.

#### 90° Wall Mount with 2-3/8" O.D. Tenon

The 90° wall mount bracket with 2-3/8" tenon attaches an floodlight to almost any surface: wall, roof, or wood pole. Provides wiring access and a built-in 2-3/8" O.D. tenon to mount a fixture with our adjustable slipfitter. Suggested 3/8" diameter bolts for mounting. Mounting holes are spaced 3-1/4" apart.

### Mounting Dimensions

