


Wall Mounted Pendant



Key Features

- High Pressure die cast aluminum alloy casting with powder coating for corrosion resistance and durable use
- Heat resistant acrylic hood with beautiful contour and no glare effect
- Optional photocell

Electronic Features

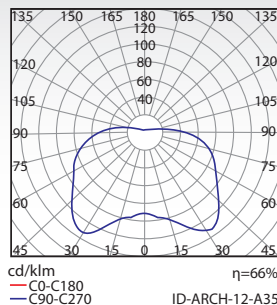
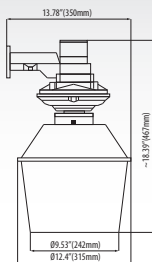
- Round tubular or ball type induction lamp with high lumen efficiency and life span of 100,000hours.
- Stable lumen output and high lumen maintenance
- CRI higher than 80
- High power factor (>0.95), flickering free operation with low ballast loss and constant output

Applications

- Roadways
- Gardens
- Buildings
- Streets

Order Code	Model Number	Description	Lamp	Volts (V)	IP	Gear Box L xW xH (mm)	G.W. (kg)	Initial Lumens	UL cUL	CSA
3885503	ID-ARCH-12-A35	35W Ind. ARCH,5000K&Blst	A35L	120-277	55	455X375X350	2.3	2450	Yes	-
3885512	ID-ARCH-12-A55	55W Ind. ARCH,5000K&Blst	A55L	120-277	55	455X375X350	2.3	4125	Yes	-
3886544	ID-ARCH-12-A85	85W Ind. ARCH,5000K&Blst	A85L	120-277	55	455X375X350	2.3	6375	Yes	-
3885507	ID-ARCH-12-C40	40W Ind. ARCH,5000K&Blst	C40L	120-277	55	455X375X350	2.3	2800	Yes	-
3886527	ID-ARCH-12-C70	70W Ind. ARCH,5000K&Blst	C70L	120-277	55	455X375X350	2.3	4900	Yes	-
3886539	ID-ARCH-12-C80	80W Ind. ARCH,5000K&Blst	C80L	120-277	55	455X375X350	2.3	6000	Yes	-
3886514	ID-ARCH-12-C100	100W Ind. ARCH,5000K&Blst	C100L	120-277	55	455X375X350	2.3	7500	Yes	-

*CCT(K) 5000K, Ambient Temp: -20 ~ +40, Round Pole Ø1.57(40) Installation, Average Life 100,000 hours.



Distributed by: