



Physical Features

- White powder coated finish die cast aluminum housing prevents corrosion and looks incredible
- Long life advanced thermal dynamics and heat dissipation
- Frosted PC Lens type
- Pole or hook mounting available



Application

Warehouses, factories, workshops, sports arenas, supermarkets, retail showrooms, exhibition halls, airports, railway stations, gymnasiums

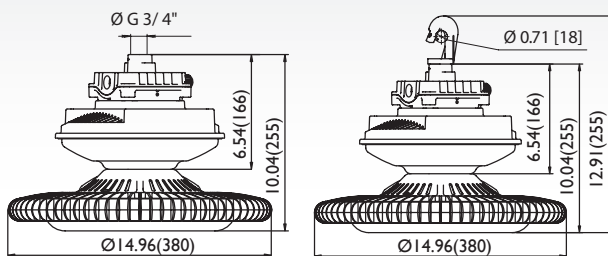
Electronic Features

- Light output from 7,950 lumen up to 39,420 lumen
- High lighting efficiency of 135 lm/W and long life span of 50,000 hours
- Stable lumen output and high lumen maintenance (L90-36,000 hour, L70-50,000 hour)
- CRI higher than 80, and IP rating IP65 (whole fixture)
- High power factor (>0.95), flickering free operation
- 0-10V dimming optional
- Sensor optional

Other information

- cUL listed and DLC listed
- 5-year limited warranty for DLC approved

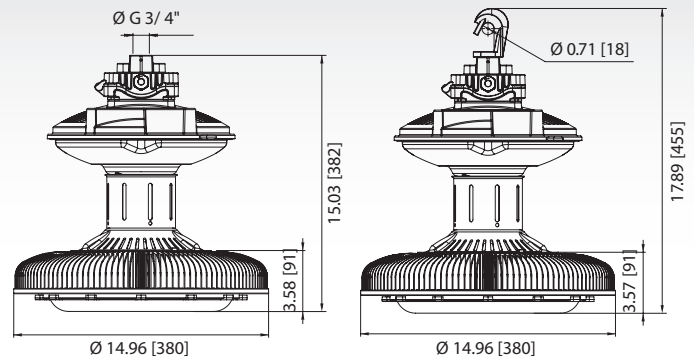
Dimensions / Drawing



Pole Installation

Hook installation

















60W~150W



Pole Installation

Hook installation

200W~300W












Order Code	Model Number	Description	DLC	Watts	Volts (V)	IP	Init. Lm	Av. Life L70 L90	CCT(K)	CRI	IES type	Wt (kg)	Dimensions LxWxH (mm)	CS Qty.
3686110	NXL-HB/60W/5/50/UNV/PCF/HK	New XL 60W LED High Bay, IES Type V, 50K, 120-277V, PC Lens Frosted, Hook Mounting		60	120-277	65	7,950	50,000 36,000	5000	80	V	6.6	380 x 380 x 255	1
3686111	NXL-HB/80W/5/50/UNV/PCF/HK	New XL 80W LED High Bay, IES Type V, 50K, 120-277V, PC Lens Frosted, Hook Mounting		80	120-277	65	11,010	50,000 36,000	5000	80	V	6.6	380 x 380 x 255	1
3686112	NXL-HB/100W/5/50/UNV/PCF/HK	New XL 100W LED High Bay, IES Type V, 50K, 120-277V, PC Lens Frosted, Hook Mounting		100	120-277	65	13,030	50,000 36,000	5000	80	V	6.6	380 x 380 x 255	1
3687104	NXL-HB/120W/5/50/UNV/PCF/HK	New XL 120W LED High Bay, IES Type V, 50K, 120-277V, PC Lens Frosted, Hook Mounting		120	120-277	65	15,680	50,000 36,000	5000	80	V	6.6	380 x 380 x 255	1
3687105	NXL-HB/150W/5/50/UNV/PCF/HK	New XL 150W LED High Bay, IES Type V, 50K, 120-277V, PC Lens Frosted, Hook Mounting		150	120-277	65	20,190	50,000 36,000	5000	80	V	6.6	380 x 380 x 255	1
3687106	NXL-HB/200W/5/50/UNV/PCF/HK	New XL 200W LED High Bay, IES Type V, 50K, 120-277V, PC Lens Frosted, Hook Mounting		200	120-277	65	26,020	50,000 36,000	5000	80	V	8.5	380 x 380 x 255	1
3688101	NXL-HB/250W/5/50/UNV/PCF/HK	New XL 250W LED High Bay, IES Type V, 50K, 120-277V, PC Lens Frosted, Hook Mounting		250	120-277	65	33,130	50,000 36,000	5000	80	V	8.5	380 x 380 x 382	1
3688102	NXL-HB/300W/5/50/UNV/PCF/HK	New XL 300W LED High Bay, IES Type V, 50K, 120-277V, PC Lens Frosted, Hook Mounting		300	120-277	65	39,420	50,000 36,000	5000	80	V	8.5	380 x 380 x 382	1
3686200	NXL-HB/60W/5/50/HVU/PCF/HK	New XL 60W LED High Bay, IES Type V, 50K, 347-480V, PC Lens Frosted, Hook Mounting		60	347-480	65	7,950	50,000 36,000	5000	80	V	6.6	380 x 380 x 255	1
3686201	NXL-HB/80W/5/50/HVU/PCF/HK	New XL 80W LED High Bay, IES Type V, 50K, 347-480V, PC Lens Frosted, Hook Mounting		80	347-480	65	11,010	50,000 36,000	5000	80	V	6.6	380 x 380 x 255	1
3686202	NXL-HB/100W/5/50/HVU/PCF/HK	New XL 100W LED High Bay, IES Type V, 50K, 347-480V, PC Lens Frosted, Hook Mounting		100	347-480	65	13,030	50,000 36,000	5000	80	V	6.6	380 x 380 x 255	1
3687200	NXL-HB/120W/5/50/HVU/PCF/HK	New XL 120W LED High Bay, IES Type V, 50K, 347-480V, PC Lens Frosted, Hook Mounting		120	347-480	65	15,680	50,000 36,000	5000	80	V	6.6	380 x 380 x 255	1
3687201	NXL-HB/150W/5/50/HVU/PCF/HK	New XL 150W LED High Bay, IES Type V, 50K, 347-480V, PC Lens Frosted, Hook Mounting		150	347-480	65	20,190	50,000 36,000	5000	80	V	6.6	380 x 380 x 255	1
3687202	NXL-HB/200W/5/50/HVU/PCF/HK	New XL 200W LED High Bay, IES Type V, 50K, 347-480V, PC Lens Frosted, Hook Mounting		200	347-480	65	26,020	50,000 36,000	5000	80	V	8.5	380 x 380 x 255	1
3688200	NXL-HB/250W/5/50/HVU/PCF/HK	New XL 250W LED High Bay, IES Type V, 50K, 347-480V, PC Lens Frosted, Hook Mounting		250	347-480	65	33,130	50,000 36,000	5000	80	V	8.5	380 x 380 x 382	1
3688201	NXL-HB/300W/5/50/HVU/PCF/HK	New XL 300W LED High Bay, IES Type V, 50K, 347-480V, PC Lens Frosted, Hook Mounting		300	347-480	65	39,420	50,000 36,000	5000	80	V	8.5	380 x 380 x 382	1

Ambient Operating Temperature -30°C ~ +50°C

For the latest stock status please refer to your price list or send us an email at sales@turolight.com

How our Model No. Works:

Ordering Information

										
Family	Fixture Style	Wattage	IES Classification	CCT (K)	Voltage	Lens Material	Lens Type	Bracket Type	Dimming	Sensor
	HB - High Bay	60W 80W 100W 120W 150W 200W 250W 300W	5 - Type V	40 - 4000K 50 - 5000K	UNV - 120-277V HVU - 347-480V	PC - PC	F - Frosted	HK - Hook Mounting PP - Pipe(Conduit)	D - 0~10V Dimming	S - Sensor

Distributed by: