



# LED FIXTURE

## SSL Series

# LED Shoe Box SSL-SB1

Outstanding photometric performance, excellent uniform illumination, low profile construction, high efficacy and long lifespan, it's ideal for commercial lighting application.



### Features & Benefits

CUL listed, DLC

Protective architectural dark bronze power coating to ensure long lasting performance even in harsh environment

Compact and light weighted, ideal for confined spaces

IES type III for optimized light distribution, type IV or V by special order

Optional installation of Pole Mount and Wall Mount

Bi-level motion sensor or photocell optional, factory ordered

CRI>70, L70 @ 50,000 Hrs, LM80 certified

Voltage 120-277V/347V/480V, support 0-10V dimmable

IP66 rated, wet location

### Warranty

5-year limited warranty in commercial use from the date of purchase

Operating temperature range between -40°C and +45°C

### Applications

Parks, Shopping Malls, Outlets, Plazas, City Halls, Historical Sites, Road Lighting



### Product Specification

Ordering Code	DLC	Model Number	Mounting	Wattage (W)	Input Voltage (V)	Hour Rating	Optics/ Distribution	Initial Delivered Lumens (lm)	CCT (K)	CRI	Dimension <sup>1</sup> L×W×H(inch)	Case QTY.
3667106	Y	SSL-SB1/105W/50/UNV/DB/SSF/D	Square Slipfitter	105	120-277	50,000	Type III	13400	5000K	70	11.26 X 12.4 X 3.07	1
3667207	Y	SSL-SB1/110W/50/HVU/DB/SSF/D	Square Slipfitter	105	347-480	50,000	Type III	13000	5000K	70	11.26 X 12.4 X 3.07	1
3667107	Y	SSL-SB1/150W/50/UNV/DB/SSF/D	Square Slipfitter	150	120-277	50,000	Type III	19700	5000K	70	15.79 X 12.99 X 3.15	1
3667208	Y	SSL-SB1/150W/50/HVU/DB/SSF/D	Square Slipfitter	150	347-480	50,000	Type III	19700	5000K	70	15.79 X 12.99 X 3.15	1
3667108	Y	SSL-SB1/200W/50/UNV/DB/SSF/D	Square Slipfitter	200	120-277	50,000	Type III	26200	5000K	70	15.79 X 12.99 X 3.15	1
3667209	Y	SSL-SB1/200W/50/HVU/DB/SSF/D	Square Slipfitter	200	347-480	50,000	Type III	26000	5000K	70	15.79 X 12.99 X 3.15	1
3668100	Y	SSL-SB1/250W/50/UNV/DB/SSF/D	Square Slipfitter	250	120-277	50,000	Type III	33250	5000K	70	25.04 X 13.39 X 3.15	1
3668202	Y	SSL-SB1/250W/50/HVU/DB/SSF/D	Square Slipfitter	250	347-480	50,000	Type III	33250	5000K	70	25.04 X 13.39 X 3.15	1
3668101	Y	SSL-SB1/300W/50/UNV/DB/SSF/D	Square Slipfitter	300	120-277	50,000	Type III	39300	5000K	70	25.04 X 13.39 X 3.15	1
3668203	Y	SSL-SB1/300W/50/HVU/DB/SSF/D	Square Slipfitter	300	347-480	50,000	Type III	39000	5000K	70	25.04 X 13.39 X 3.15	1
3660014		SSL-FL/SB/SQ-RD-MTG/DB	RD/ SQ Pole Mount									
3660015		SSL-FL/SB/WALL-MTG/DB	Wall Mount									
3660016		SSL-FL/SB/ARM-SSF/DB	90° Wall Mount with 2-3/8" O.D. Tenon									
		"S"	Bi-Level motion Sensor, factory ordered (non field install)									
		"P"	Photocell									

<sup>1</sup> W/O Slipfitter

# LED Shoe Box

## SSL-SB1

### Ordering Information Example: SSL-SB1/105W/50/UNV/DB/SSF/D

Family Name	Fixture Type	Wattage	CCT	Voltage (V)	Body Finish	Mounting	Dimmable	Options**
SSL (Solid State Lighting)	SB1 (Shoe Box)	300W 250W 200W 150W 110W 105W	50 (5000K) 40 (4000K)*	UNV (120-277V) HVV (347-480V)	DB (Dark Bronze)	SSF (Square Slipfitter)	D (Dimmable)	SSL-FL/SB/SQ-RD-MTG/DB SSL-FL/SB/WALL-MTG/DB SSL-FL/SB/ARM-SSF/DB  S (Bi-level motion Sensor) P (Photocell)

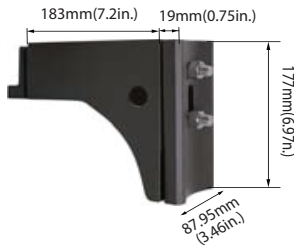
\*4000K available, factory order

\*\*The model number reflects stocked item with slipfitter MTG hardware. Optional MTG hardware available see options.


### Mounting Options




SSL-FL/SB/SSF-23/8/DB



SSL-FL/SB/SQ-RD-MTG/DB



SSL-FL/SB/WALL-MTG/DB



SSL-FL/SB/ARM-SSF/DB

#### Slipfitter Mount

For pole mounting. Aluminum mast arm adapter secures fixture head to nominal 2" (2-3/8" O.D. pipe size) horizontal steel tenon arm. Furnished with two 1/2" hex head stainless-steel screw.

#### Round / Square Pole Mount

Standard versatile mounting arm for Area Light application, with K/O to install Photocell or sensor. Furnished with two 5/16" hex head stainless-steel bolts and two 1/2" hex head stainless-steel screw. Suitable for 4" & 5" round or square poles.

#### Wall Mount

Wall Mount is easy to install for direct wall mounting with 1/2" conduit wiring or standard J-box mounting, and with K/O to install Photocell or sensor. Furnished with two 5/16" hex head stainless-steel bolts.

#### 90° Wall Mount with 2-3/8" O.D. Tenon

The 90° wall mount bracket with 2-3/8" tenon attaches an floodlight to almost any surface: wall, roof, or wood pole. Provides wiring access and built-in 2-3/8" O.D. tenon to mount a fixture with our adjustable slipfitter. Suggested 3/8" diameter bolts for mounting. Mounting holes are spaced 3-1/4" apart.

### Mounting Dimensions

