

# LED FIXTURE

## RIGID Series





## LED Backlit Panel RGD-BLP2

Ultra slim LED backlit panel luminaire with the latest options,  
Multiple Wattage - Multiple Kelvin, 120-347V auto-sensing driver



5-year limited warranty

Operating temperature range -20° C ~ +40° C

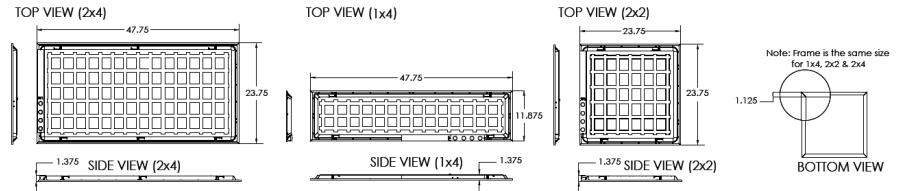


For recessed grid ceiling installations, our mounting clips may be used to securely mount the RGD-BLP luminaire to the T-Bar frame or as to act as suspension points.

### Features & Benefits

- cULus listed, DLC, 125lm/W
- Multiple Wattage and Multiple Kelvin (CCT)
- 3 Convenient sizes (1'x4', 2'x4', 2'x2'), no UV & IR emission
- 120-347V auto-sensing driver, PF >0.9
- L70 @ 50,000 Hrs, CRI ≥80
- 0-10V Dimmable
- Aluminum body, 110°+ beam angle
- Damp location rated

### Dimensional Drawing



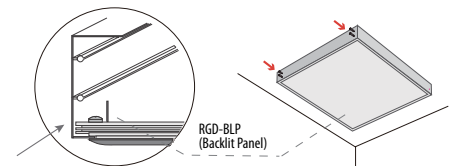
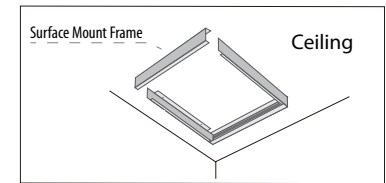
	L	W	H
2'x2'	23.75"	23.75"	1.38"
1'x4'	47.75"	11.88"	1.38"
2'x4'	47.75"	23.75"	1.38"

### Ordering Information Example: RGD-BLP2/22/MW/MK/120-347/D

Family Name	Fixture Type	Size	Wattage	CCT	Voltage	Dimmable	Sensor
RGD (Rigid)	BLP2 (Backlit panel)	22 (2'x2') 14 (1'x4') 24 (2'x4')	40W-36W-30W (2'x2') 30W-25W-21W (2'x2') 40W-36W-30W (1'x4') 45W-40W-36W (2'x4')	35-40-50K	120-347V	D (0-10V dimmable)	S (Sensor)

### Product Specification

Ordering Code	DLC	Model Number	Wattage (W)	Input Voltage (V)	Hour Rating (L70)	Beam Angle	Initial Delivered Lumens (Lumen)	CCT (K)	CRI	Damp Location	Case QTY.
3665311		RGD-BLP2/22/MW/MK/120-347/D	40-36-30W	120-347V	50,000	120	4917-4500-3750	35-40-50	>80	Yes	2
3680310	Yes	RGD-BLP2/22/S/MW/MK/120-347/D	30-25-21W	120-347V	50,000	120	3750-3125-2625	35-40-50	>80	Yes	2
3665312		RGD-BLP2/14/MW/MK/120-347/D	40-36-30W	120-347V	50,000	120	4969-4500-3750	35-40-50	>80	Yes	2
3665313		RGD-BLP2/24/MW/MK/120-347/D	45-40-36W	120-347V	50,000	120	5368-5000-4500	35-40-50	>80	Yes	2
-	-	RGD-BLP2/EM/RACK	Rigid backlit2 panel EM rack, holds emergency driver and battery packs								
3660156	-	RGD-BLP2/EM/DRIVER	Rigid backlit2 Panel emergency driver pack								
3660157	-	RGD-BLP2/EM/BATTERY	Rigid backlit2 Panel emergency battery pack								
3660148	-	RGD-BLP2/22/FRM/WH	Rigid backlit panel surface mount frame 2x2								
3660149	-	RGD-BLP2/14/FRM/WH	Rigid backlit panel surface mount frame 1x4								
3660150	-	RGD-BLP2/24/FRM/WH	Rigid backlit panel surface mount frame 2x4								
3660151	-	RGD-BLP2/SUSP	Rigid backlit panel suspension kits, (2 10' AC cable hangers per kit)								



Insert the Backlit Panel into the surface mount frame