TUROLIGHT®

Lamps & Luminaires
Catalogue

2021

Tel: 905-479-7093 • Toll Free: 1-888-425-7093
sales@turolight.com • www.turolight.com

D-01V. 2021

TUROLIGHT®

Brighter, Better, for Less

More LED Options,
More Savings, More Profits

WHO WE ARE

Turolight has been redefining the very definition of light since its inception. By introducing wave after wave of new, exciting, innovative leading edge, high quality, energy saving lighting products we've captured the hearts and minds of countless organization and individuals alike.

Global warming is a reality; it is our purpose to create sustainable solutions that achieve in higher efficiencies then required by law. Our products feature some of the most impressive traits in the industry. Featuring break-thru products like LED bulbs and fixtures, we've just begun to explore the alternatives to further support in the effort to create a sustainable future.

These initiatives will help reduce greenhouse gases, promote energy conservation, reduce waste both at the manufacturing level and at the consumer level, while protecting our children's future. Turolight goes further than just engineering environmentally friendly products, we take it to the streets and work hard to promote and support programs that will contribute to the realization of sustainability in this new reality.

We understand the need for safety in all electrical products and lighting products are no exception. Turolight strongly promotes the strictest of safety standards by adhering to CSA and cUL guidelines.

We create and distribute, through our distribution partners, a host of unique lighting products that are quickly becoming the standard in our industry today. If you are a distributor or an agent of electrical products and are interested in becoming a Turolight partner, contact us today at www.turolight.com.

Turolight continues to capture the lighting marketplace, and takes pride in making it affordable, practical and sustainable for all.

MISSION STATEMENT

Turolight is a leading manufacturer of premium, energy efficient and environmentally friendly lighting technologies. Our products allow industries and consumers alike to make positive choices for themselves, their communities, and the planet.

TUROLIGHT | Redefining Energy Saving Lighting Products

Tel: 905-479-7093 • Toll Free: 1-888-425-7093 • Email: customerservice@turolight.com • Website: www.turolight.com

NEW PRODUCT

LED Doorway Light
(SSL-DW2)

LED Wall Pack
(SSL-WP1S, SSL-WP1T)

LED Full Cutoff Wall Pack
(SSL-WP3T)

LED Canopy
(SSL-CP3)

LED Garage Canopy
(SSL-CPG)

LED Mini Flood
(SSL-MFL)

LED Circular HighBay
(SSL-CHB)

LED Area Light
(SSL-AL2)

LED Linear High Bay
(SSL-LHB3)


LED Backlit Panel
(RGD-BLP2)

LED Flush Mount, 1 Ring
(RGD-FM15)

LED Flush Mount, PC
(RGD-FM14)

LED Downlight
(RGD-CDF)

Eco-Commercial Strip
(DL-EC/MW/MK)

LED String Lights
(SSL-STRINGER/RGBW)

LED LUMINAIRES

Backlit Panel	»	Flat Panel	»
Centre Basket	»	Downlight	»
3″ Downlight	»	4″ Gimbal	»
Ceiling Dome Light	»	Downlight With J-Box	»
Slim Panel	»	Surface Discus	»
Flush Mount (Ring, PC)	»	Vanity & Wall Sconce	»
Wrap Light	»	Eco-Commercial Strip	»
Connected Strip	»	Vapor Tight	»
Circular Highbay	»	Linear High Bay	»
Area Light	»	Mini Flood & Slim Flood	»
Wall Pack	»	Doorway Light	»
Canopy	»	Decorative Light Set	»
Running Man Sign, Combo	»	Emergency Sign, Light, Backup Battery	»
Sports Light	»	Sensor	»

LED LAMPS

Dim to Warm	»	High Lumen PS25, PS30, A21	»
A15, A19	»	G9, G4, MR11	»
MR16	»	PAR Lamp	»
BR Lamp	»	Retrofit Kit	»
Filament-Low Flicker,Regular,Aesthetic	»	Wi-Fi A19	»
T5 - Direct Fit (Shatterprotect, Glass)			»
T5 - Bypass (Shatterprotect)			»
T8 - Direct Fit (Shatterprotect, Glass, Nano, Metric Size)			»
T8 - Hybrid (U1, U6 Bend)			»
T8 - Bypass (Flicker Free, Shatterprotect, Glass, Dim)			»
T8 - Bypass (8 Foot , 5 Foot, 6 Foot)			»
T8 - Bypass (Full Spectrum R9 >90, High CRI 95+)			»
T8 - Bypass (Nano Sigh Light, Freezer/ Cooler)			»
T8 Electronic Ballast	»	PL, PLL, PLS	»

Back to Menu >>

TUROLIGHT®

LED FIXTURE

RIGID Series

LED Backlit Panel

RGD-BLP2

Ultra Slim LED Backlit Panel Luminaire with the latest options,
Multiple Wattage - Multiple Kelvin, Auto-Sensing Driver

c UL LISTED FC

Features & Benefits

- cUL listed, 125lm/W
- Multiple Wattage and Multiple Kelvin (CCT)
- Ultra slim design, no UV & IR emission
- 3 Convenient sizes (1'×4', 2'×4', 2'×2')
- 120-347V Auto-sensing driver, PF >0.9
- L70 @ 50,000 Hrs, CRI ≥80
- 0-10V Dimmable
- Aluminum body, 110°+ beam angle
- Excellent illuminating uniformity is accomplished with the use of our polymer diffusing lens and acrylic covered-optics
- Damp location rated

For recessed grid ceiling installations, our mounting clips may be used to securely mount the RGD-BLP luminiare to the T-Bar frame or as to act as suspension points.

Warranty

- 5-year limited warranty in commercial use from the date of purchase
- Operating temperature range between -20˚C and +40˚C

Dimensional drawing

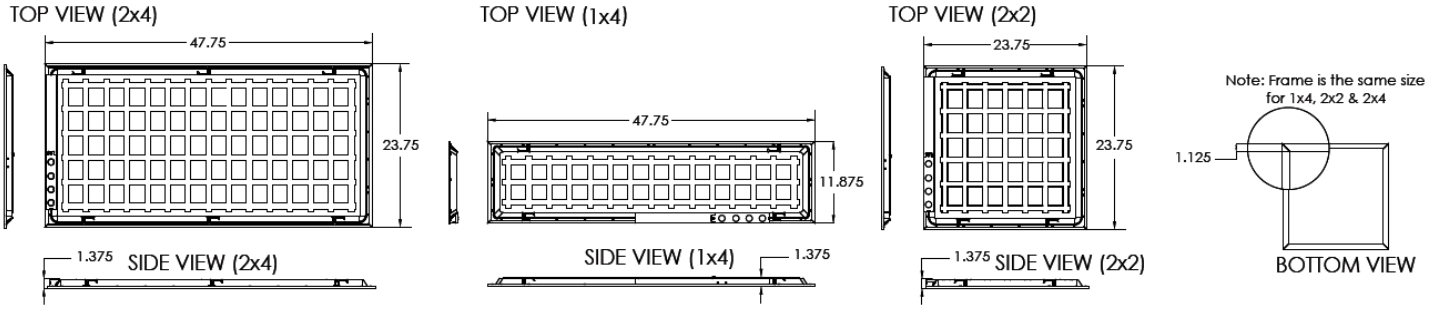

Ordering Information

Example: **RGD-BLP2/22/MW/MK/120-347/D**

Family Name	Fixture Type	Size	Wattage	CCT (Kelvin)	Voltage	Dimmable
RGD (Rigid)	BLP2 (Backlit Panel)	22 (2′×2′) 14 (1′×4′) 24 (2′×4′)	40W-36W-30W (2′×2′) 40W-36W-30W (1′×4′) 45W-40W-36W (2′×4′)	35-40-50K	120 -347V	D (0-10V Dim)

	W	L	H
2′×2′	23.75″	23.75″	1.375"
1′×4′	11.875″	47.75″	1.375″
2′×4′	23.75″	47.75″	1.375″

Product Specification

Ordering Code	Model Number	Wattage (W)	Voltage (V)	Hour Rating	Initial Delivered Lumens (lumen)	CCT (K)	CRI	Case QTY.
3665311	RGD-BLP2/22/MW/MK/120-347/D	40-36-30W	120-347V	50,000	5000-4500-3750	35K-40K-50K	>80	2
3665312	RGD-BLP2/14/MW/MK/120-347/D	40-36-30W	120-347V	50,000	5000-4500-3750	35K-40K-50K	>80	2
3665313	RGD-BLP2/24/MW/MK/120-347/D	45-40-36W	120-347V	50,000	5625-5000-4500	35K-40K-50K	>80	2

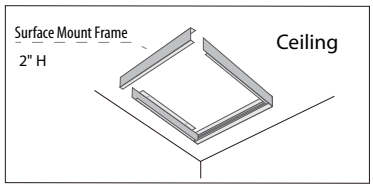

Ordering Code	Model Number	Description	Ordering Code	Model Number	Description
3660148	RGD-BLP/22/FRM/WH	Surface Mount Frame 2'x2' White	3660149	RGD-BLP/14/FRM/WH	Surface Mount Frame 1'x4' White
3660150	RGD-BLP/24/FRM/WH	Surface Mount Frame 2'x4' White	3660151	RGD-BLP/SUSP	Suspension Kits, (2 10' AC Cable Hangers per Kit)

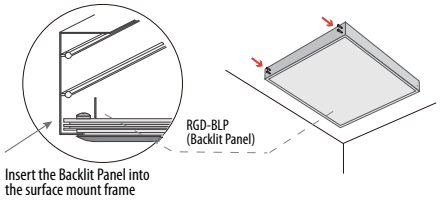

Tel: 905-479-7093 • Toll Free: 1-888-425-7093 • Email: customerservice@turolight.com • Website: www.turolight.com

Back to Menu >>

TUROLIGHT®

LED FIXTURE

RIGID Series

LED Flat Panel

RGD-FP2

Ultra Slim LED Flat Panel Luminaire

Features & Benefits

- CETL listed, DLC Premium*
- CRI >80
- Ultra slim design, no UV & IR emission
- 3 Convenient sizes
- 120-347V LED Driver, PF >0.95, 125Lm/W
- L70 @ 75,000 Hrs
- 0-10V Dimmable
- Aluminum frame, PMMA Opal lens
- 110° Beam spread
- Excellent illuminating surface uniformity
- Large wiring box



For recessed grid ceiling installations, our 4 mounting clips may be used to securely mount the RGD-FP luminiare to the T-Bar frame or as to act as suspension points.

Warranty

- 5-year limited warranty in commercial use from the date of purchase
- Operating temperature range between -20˚C and +60˚C

* DLC under qualifying process Q2, 2019

Dimensional drawing

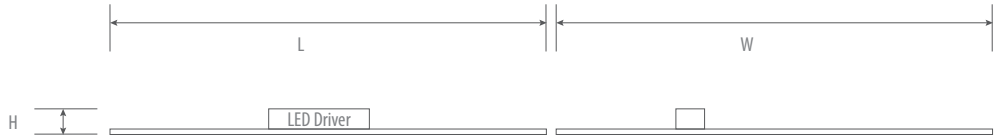

	L	W	H
2′×2′	23 3/4″	23 3/4″	2 1/4"
1′×4′	11 3/4″	47 3/4″	2 1/4″
2′×4′	23 3/4″	47 3/4″	2 1/4″

Ordering Information Example: **PRO-FP2/22/36W/35/120-347V/D**

Family Name	Fixture Type	Size	Wattage	CCT (Kelvin)	Voltage	Dimmable
RGD (Rigid)	FP2 (Flat Panel)	22 (2′×2′) 14 (1′×4′) 24 (2′×4′)	36W 30W 40W	35 (3500K) 40 (4000K) 50 (5000K)	120 -347V	D (0-10V Dim)

Product Specification

Ordering Code	DLC Premium	Model Number	Wattage (W)	Input Voltage (V)	Hour Rating	Initial Delivered Lumens (lumen)	CCT (K)	CRI	Dimension (inch)	Case QTY.
3665234	Yes	RGD-FP2/22/36W/35/120-347V/D	36	120-347V	75,000	4,500	3500	>80	24X24	2
3665235	Yes	RGD-FP2/22/36W/40/120-347V/D	36	120-347V	75,000	4,500	4000	>80	24X24	2
3665238	Yes	RGD-FP2/22/36W/50/120-347V/D	36	120-347V	75,000	4,500	5000	>80	24X24	2
3664209	Yes	RGD-FP2/14/30W/35/120-347V/D	30	120-347V	75,000	3,750	3500	>80	12X48	2
3664210	Yes	RGD-FP2/14/30W/40/120-347V/D	30	120-347V	75,000	3,750	4000	>80	12X48	2
3664211	Yes	RGD-FP2/14/30W/50/120-347V/D	30	120-347V	75,000	3,750	5000	>80	12X48	2
3665236	Yes	RGD-FP2/24/40W/35/120-347V/D	40	120-347V	75,000	5,000	3500	>80	24X48	1
3665237	Yes	RGD-FP2/24/40W/40/120-347V/D	40	120-347V	75,000	5,000	4000	>80	24X48	1
3665239	Yes	RGD-FP2/24/40W/50/120-347V/D	40	120-347V	75,000	5,000	5000	>80	24X48	1
3660088	-	RGD-FP2/14/FRM/WH	1' × 4' surface mount frame							
3660087	-	RGD-FP2/22/FRM/WH	2' × 2' surface mount frame							
3660089	-	RGD-FP2/24/FRM/WH	2' × 4' surface mount frame							

Tel: 905-479-7093 • Toll Free: 1-888-425-7093 • Email: customerservice@turolight.com • Website: www.turolight.com

Back to Menu >>

TUROLIGHT®

LED FIXTURE

RIGID Series

LED Flat Panel

PRO-FP2

Ultra Slim LED Flat Panel Luminaire

Features & Benefits

- CUL listed, DLC*
- CRI >80
- Ultra slim design, no UV & IR emission
- 3 Convenient sizes
- 120-277V LED Driver, PF >0.95
- L70 @ 50,000 Hrs
- Large wiring box
- 0-10V Dimmable
- Aluminum frame, PMMA Opal lens
- 120° Beam spread
- Excellent illuminating surface uniformity

Warranty

- 5-year limited warranty in commercial use from the date of purchase
- Operating temperature range between -20˚C and +60˚C

Applications

Commercial/ Industrial/ Retail location
For use in Offices, Stores, Bank, Airport, Show-room, Restaurant etc.
Installation suspension/ surface mounted/ recessed drywall & T-Bar applicable

* DLC under qualifying process Q1, 2020

Dimensional drawing

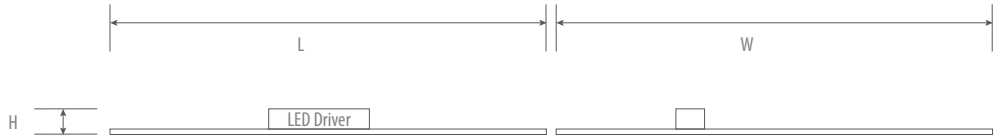

	L	W	H
2′×2′	23 3/4″	23 3/4″	2"
1′×4′	11 3/4″	47 3/4″	2"
2′×4′	23 3/4″	47 3/4″	2″

Ordering Information Example: **PRO-FP/22/40W/10/UNV/D**

Family Name	Fixture Type	Size	Wattage	CCT (Kelvin)	Voltage	Dimmable
PRO	FP2 (Flat Panel)	14 (1′×4′) 22 (2′×2′) 24 (2′×4′)	40W 40W 50W	40 (4000K)	UNV (120-277V)	D (0-10V Dim)

Product Specification

Ordering Code	DLC	Model Number	Wattage (W)	Input Voltage (V)	Hour Rating	Initial Delivered Lumens (lumen)	CCT (K)	CRI	Dimension (inch)	Case QTY.
3665158	Yes	PRO-FP2/22/40W/40/UNV/D	40	120-277V	50,000	4000	4000	>80	24X24	2
3665159	Yes	PRO-FP2/14/40W/40/UNV/D	40	120-277V	50,000	4000	4000	>80	12X48	2
3665160	Yes	PRO-FP2/24/50W/40/UNV/D	50	120-277V	50,000	5000	4000	>80	24X48	1

Tel: (416) 736-0447 • Toll Free: 1 (877) 736-0447 • Fax: (416) 736-4890 • Email: info@turolight.com • Website: www.turolight.com

Back to Menu >>

TUROLIGHT®

LED FIXTURE

RIGID Series

LED Centre Basket

RGD-CB2

Recessed commercial grade lay-in luminaire, clean contemporary low glare design
Multiple Wattage - Multiple Kelvin

Features & Benefits

- 120-347V LED auto-sensing driver
- Multiple Wattage and Multiple Kelvin (CCT)
- PC (Poly Carbonate) lens offers clean look and low glare
- Range of sizes (1′×4′, 2′×2′, 2′×4′ available)
- High quality metal construction in white powder coat finish
- cUL listed, DLC Premium
- L70 @ 100,000 Hrs
- 0-10V Dimmable
- High CRI (80+)
- Damp location rated, Type IC

Warranty

- 5-year limited warranty in commercial use from the date of purchase
- Operating temperature range between -20˚C and +50˚C

Applications

Commercial/ Industrial/ Retail location
For use in Offices, Stores, Schools, Medical buildings and wherever quality lighting is required.

Dimensional drawing

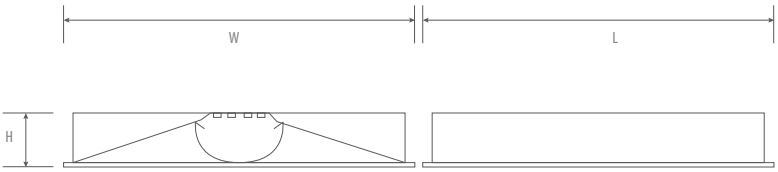

	L	W	H
2′×2′	23 3/4″	23 3/4″	2 3/4″
2′×4′	47 3/4″	23 3/4″	2 3/4″
1′×4′	47 3/4″	11 3/4″	2 3/4″

Ordering Information

Example: **RGD-CB2/22/MW/MK/120-347/D**

Family Name	Fixture Type	Size	Wattage	CCT (Kelvin)	Voltage	Dimmable
RGD (Rigid)	CB2 (Centre Basket)	22 (2′×2′) 14 (1′×4′) 24 (2′×4′)	30W-25W-20W (2′×2′) 30W-25W-20W (1′×4′) 45W-38W-34W (2′×4′)	35-40-50K	120 -347V	D (0-10V Dim)

Product Specification

Ordering Code	DLC Premium	Model Number	Wattage (W)	Input Voltage (V)	Hour Rating	Initial Delivered Lumens (lumen)	CCT (K)	CRI	Dimension (inch)	Case QTY.
3664303	Yes	RGD-CB2/14/MW/MK/120-347V/D	30-25-20W	120-347V	100,000	3750-3125-2500	35K-40K-50K	>80	11 3/4"×47 3/4"	1
3664304	Yes	RGD-CB2/22/MW/MK/120-347V/D	30-25-20W	120-347V	100,000	3750-3125-2500	35K-40K-50K	>80	23 3/4"×23 3/4"	1
3664305	Yes	RGD-CB2/24/MW/MK/120-347V/D	45-38-34W	120-347V	100,000	5625-4750-4250	35K-40K-50K	>80	23 3/4"×47 3/4"	1

Tel: 905-479-7093 • Toll Free: 1-888-425-7093 • Email: customerservice@turolight.com • Website: www.turolight.com

Back to Menu >>

TUROLIGHT®

LED FIXTURE

RIGID Series

LED Centre Basket

RGD-CB

Recessed commercial grade lay-in luminaire, clean contemporary low glare design, incorporating switchable CCT.

Features & Benefits

- 110-347V LED auto-sensing driver
- Switchable CCT (30K/ 35K/ 40K)*
- PMMA lens offers clean look low glare
- Range of sizes (1'×4', 2'×2', 2'×4' available)
- High quality metal construction in white powder coat finish
- DLC approved
- L70 @ 50,000 Hrs
- 0-10V Dimmable
- High CRI (80+)

* 50K for specific applications available

Warranty

- 5-year limited warranty in commercial use from the date of purchase
- Operating temperature range between -20˚C and +40˚C

Applications

Commercial/ Industrial/ Retail location
For use in Offices, Stores, Schools, Medical building where ever quality light is required.

Dimensional drawing

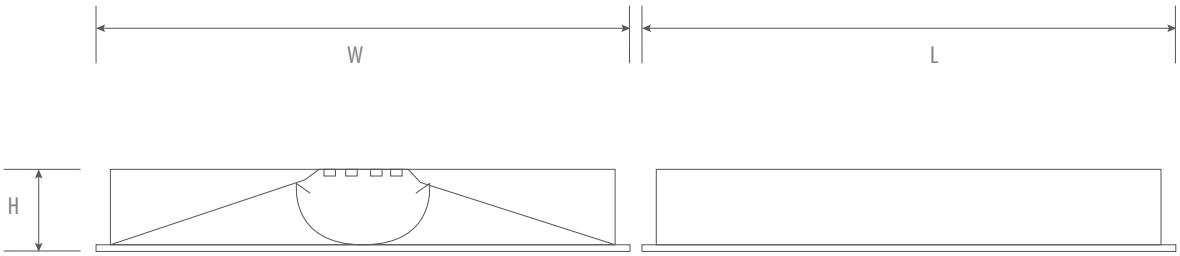

	L	W	H
2'×2'	23 3/4"	23 3/4"	2 3/4"
2'×4'	47 3/4"	23 3/4"	2 3/4"
1'×4'	47 3/4"	11 3/4"	2 3/4"

Tel: 905-479-7093 • Toll Free: 1-888-425-7093 • Email: customerservice@turolight.com • Website: www.turolight.com

TUROLIGHT®

LED Centre Basket

RGD-CB

Ordering Information

Example: **RGD-CB/22/24W/MULTI-K/110-347V**

Family Name	Fixture Type	Size	Wattage	CCT (Kelvin)	Voltage	Options
RGD (Rigid)	CB (Centre Basket)	22 (2'×2')	24W 30W	MULTI-K (Multiple CCT, 30K/35K/40K Switchable) 50 (50K)	110-347V	
		14 (1'×4')	30W			
		24 (2'×4')	37W 50W			

Product Specification

Ordering Code	DLC	Model Number	Wattage (W)	Input Voltage (V)	Hour Rating	Initial Lumens (lumen)	CCT (K)	CRI	Dimension (inch)	Case QTY.
3664200	Yes	RGD-CB/22/24W/MULTI-K/110-347V	24	110-347V	50,000	3,100	30K,35K,40K	>80	24X24	1
3664201	Yes	RGD-CB/22/30W/MULTI-K/110-347V	30	110-347V	50,000	3,700	30K,35K,40K	>80	24X24	1
3665219	Yes	RGD-CB/24/37W/MULTI-K/110-347V	37	110-347V	50,000	4,500	30K,35K,40K	>80	24X48	1
3665220	Yes	RGD-CB/24/50W/MULTI-K/110-347V	50	110-347V	50,000	6,000	30K,35K,40K	>80	24X48	1
3664202	Yes	RGD-CB/22/30W/50/110-347V	30	110-347V	50,000	3,700	50K	>80	24X24	1
3665221	Yes	RGD-CB/24/50W/50/110-347V	50	110-347V	50,000	6,000	50K	>80	24X48	1
3664300	Yes	RGD-CB/14/30W/MULTI-K/110-347V	30	110-347V	50,000	3,930	30K,35K,40K	>80	12X48	1

Tel: 905-479-7093 • Toll Free: 1-888-425-7093 • Email: customerservice@turolight.com • Website: www.turolight.com

Back to Menu >>

TUROLIGHT®

LED FIXTURE

RIGID Series

LED Commercial Downlight

RGD-CDF

Designed to replace traditional CFL fixtures.
Wide range of lumen packages and apperture sizes for every application.
No voltage guess work, 120-347V Auto-Sensing Driver.
Multiple Wattage and Multiple Kevin Selection

Features & Benefits

- Energy Star appoved, cUL listed
- Switchable CCT (30K/35K/40K), Switchable Wattage
- Range of sizes (4", 6", 8", 10" available)
- Die-cast aluminum body material, White Finish
- L70 @ 50,000 HRS
- 24" flexible conduit w/ Strain relief, 15" Safety Cable
- 120V-347V Auto-Sensing Driver
- 0-10V Dimming
- Beam angle: 4" 95°, 6"-8"-10" 106°+
- High CRI (90+)
- Damp location rated

Applications

Residential / Commercial, Schools, Retirement Homes, University, Supermarkets, Shops, Hotels, Conference Rooms, Office Lighting, Show Room, Corridor, Kitchens, vestibules, wall niche and etc.

Warranty

- 5-year limited warranty in commercial use from the date of purchase
- Operating temperature range between -20˚C and +40˚C

Dimensional drawing

	Cut-out	M.O.D.	M.O.H
RGD-CDF/4	3.75"	5.91"	3.5"
RGD-CDF/6	6.0"	8.29"	4.0"
RGD-CDF/8	7.5"	10.26"	4.25"
RGD-CDF/10	8.5"	11.28"	4.75"

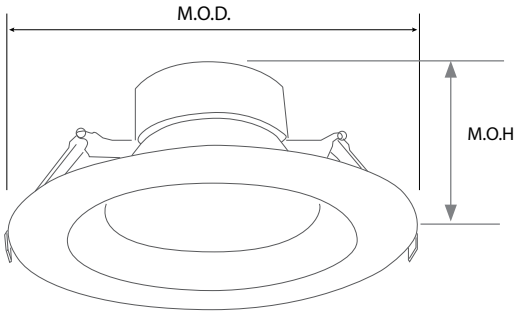

Product Specification

Ordering Code	Model Number	Wattage (W)	Input Voltage (V)	Hour Rating	Initial Delivered Lumens (lumen)	CCT (K)	CRI	Damp Location	M.O.D (inch)	Case QTY.
3662223	RGD-CDF/4/12W/MK9/120-347V/WH/D	12	120-347V	50,000	930	30-35-40	≥90	Yes	5.91"	6
3662224	RGD-CDF/6/MW/MK9/120-347V/WH/D	10-12-17	120-347V	50,000	800-1000-1400	30-35-40	≥90	Yes	8.29"	6
3662225	RGD-CDF/8/MW/MK9/120-347V/WH/D	14-17-20	120-347V	50,000	1200-1450-1750	30-35-40	≥90	Yes	10.26"	6
3662226	RGD-CDF/10/MW/MK9/120-347V/WH/D	30-35-40	120-347V	50,000	2300-2700-3150	30-35-40	≥90	Yes	11.28"	6

Ordering Information Example: RGD-CDF/10/MW/MK9/120-347V/WH/D

Family Name	Fixture Type	Size	Wattage	CCT (Kelvin)	Voltage	Finish	Dimmable
RGD (Rigid)	CDF (Commercial Downlight)	4 (4") 6 (6") 8 (8") 10 (10")	12W MW (Multi Wattage)	MK9 (Multi CCT)	120-347V	WH (White)	D (Dimmable)

Tel: 905-479-7093 • Toll Free: 1-888-425-7093 • Email: customerservice@turolight.com • Website: www.turolight.com

Back to Menu >>

TUROLIGHT®

LED FIXTURE

RIGID series

Round Frame

Square Frame

LED MULTI SPOTLIGHT

Design for accent lighting, general lighting and vertical lighting

RGD-LAD

ENERGY STAR

Intertek

Features & Benefits

- Anti-glare design, square frame optional
- Beam angle: 24° ,38° ,60° and 80°x45°
- Ultra low glare light with shielding angle 15°
- High CRI 82+
- Up to 100lm/W
- 350° gimbal and 50° adjustable
- High power factor over 0.95
- Type Non IC, for commercial new construction building

Dimensional drawing

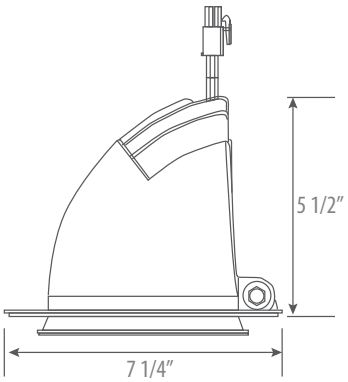

Warranty

- 5-year limited warranty in commercial use from the date of purchase
- Operating temperature range between -20˚C and +40˚C
- Energy Star, ETL listed

Applications

Residential, Retail, Art Gallery, Museum, Automotive and Parking, Hospitality , Offices and Banks, etc.

Product Specification

Energy Star	Model Number	Size*	Wattage (W)	Input Voltage (V)	CCT Optial	Beam Angle	Power Factor	Dimmable	Lumen Flux	CRI Optial
Yes	RGD-LAD/6/21W/120/30K/38/RD/D/WH	6" DIA	21	120	3000K	24°, 38°, 60°, 80° x45°	>0.95	Triac/ELV(option)	2,050lm	CRI82
Yes	RGD-LAD/6/43W/120/30K/60/RD/D/WH	6" DIA	43	120	3000K	24°, 38°, 60°, 80° x45°	>0.95	1-10V Dim	4,000lm	CRI82
	RGD-LAD/SQ	Square frame 6.88" × 6.88", square frame sold separately (field install)								
	RGD-LAD/JOINER	1 set per square frame								

*Cut out 6 11/16"

Docking

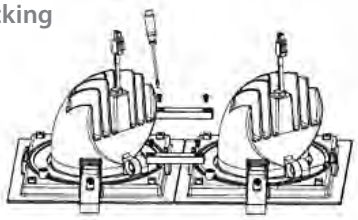

Make sure the frame are at the same direction.
Screw the docking blocks to fix the frame

Finished

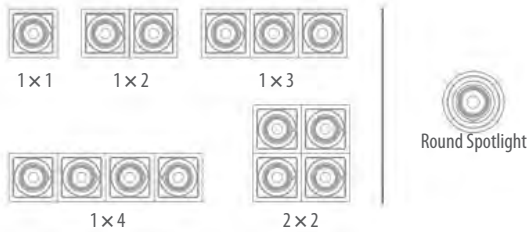

Ordering Information

Example: RGD-LAD/6/22W/120/30K/38/RD/D/WH

FAMILY NAME	FIXTURE TYPE	SIZE	WATTAGE	INPUT VOLTAGE (V)	CCT	BEAM ANGLE	FRAME	DIMMABLE	COLOR FINISH
RGD (Rigid)	LAD (Linkable, Adjustabl Downlight)	6 (6")	21W 43W**	120	30K	38	RD (Round) SQ (Square)	D	WH (White)

**43W 1-10V Dim, non IC

Tel: 905-479-7093 • Toll Free: 1-888-425-7093 • Email: customerservice@turolight.com • Website: www.turolight.com

Back to Menu >>

TUROLIGHT®

LED FIXTURE

RIGID Series

LED 3" DOWNLIGHT

RGD-SMT

3" Dimmable LED Downlight

with surface trim

with deep trim

Intertek

Features & Benefits

- cETL rated, Type IC rated
- 6W 480lm, 8W 700lm, 12W 1000lm and 13W 820lm selection
- 3000K (6W, 8W & 12W), DIM-to-Warm 2000K-3000K(13W)
- 120V Input, PF>0.9
- Brush Nickel, White or Black trim
- TRIAC/ ELV (10-100%) dimming, beam angle 38°
- High CRI (82+), CRI (95+) for 13W
- L70@ 50000 Hrs
- Damp location approved

Warranty

- 5-year limited warranty in commercial use from the date of purchase
- Operating temperature range between -20˚C and +40˚C

Applications

Residential / Commercial, Schools, Retirement Homes, University, Supermarkets, Shops, Hotels, Conference Rooms, Office Lighting, Show Room, Corridor, Kitchens etc.

Surface Trims

RGD-SMT/531 IP20

RGD-SMT/531 IP65

RGD-SMT/532 IP20

RGD-SMT/532 IP65

Deep Trims

RGD-SMT/591

RGD-SMT/592

RGD-SMT/593

RGD-SMT/594

Tel: 905-479-7093 • Toll Free: 1-888-425-7093 • Email: customerservice@turolight.com • Website: www.turolight.com

Back to Menu >>

TUROLIGHT®

LED 3" DOWNLIGHT
RGD-SMT

Ordering Information Example: RGD-SMT/3/6W/30/120/38/D

Family Name	Fixture Type	Size	Wattage	CCT (Kelvin)	Voltage (V)	Beam Angle	Dimmable	Trim
RGD (Rigid)	SMT (Module & Driver, Down Light)	3 (3")	6W 8W 12W 13W	30 (3000K) 13W, (2000K-3000K Dim to Warm)	120 (120V)	38 (38°)	D (TRIAC/ ELV (10-100%) DTW (2000K-3000K Dim to Warm)	Refer to Chart

Product Specification

Ordering Code	Model Number	Description	Wattage (W)	Voltage (V)	Hour Rating	Initial Lumens (lumen)	CCT (K)	CRI	Damp Location	Case QTY.
3662140	RGD-SMT/3/6W/30/120/38/D	3" Recess Module & Driver, Down Light, 6W, 30K, Dimmable, FT4 Cable	6	120	50,000	480	3000	82	Yes	12
3662141	RGD-SMT/3/8W/30/120/38/D	3" Recess Module & Driver, Down Light, 8W, 30K, Dimmable, FT4 Cable	8	120	50,000	700	3000	82	Yes	12
3662142	RGD-SMT/3/12W/30/120/38/D	3" Recess Module & Driver, Down Light, 12W, 30K, Dimmable, FT4 Cable	12	120	50,000	1000	3000	82	Yes	12
3662143	RGD-SMT/3/13W/30/120/38/DTW	3" Recess Module & Driver, Down Light, 13W, 30K, Dim to Warm, FT4 Cable	13	120	50,000	820	2000-3000	95	Yes	12
3660098	RGD-SMT/531/BN	3" Dia. Brushed Nickel, Adjustable Trim, Damp Location, IP20, IC Rated								
3660099	RGD-SMT/531/WH	3" Dia. White, Adjustable Trim, Damp Location, IP20, IC Rated								
3660127	RGD-SMT/531/BK	3" Dia. Black, Adjustable Trim, Damp Location, IP20, IC Rated								
3660100	RGD-SMT/531/WP/BN	3" Dia. Brushed Nickel, Fixed Trim, Wet Location, IP65, IC Rated								
3660101	RGD-SMT/531/WP/WH	3" Dia. White, Fixed Trim, Wet Location, IP65								
3660128	RGD-SMT/531/WP/BK	3" Dia. Black, Fixed Trim, Wet Location, IP65								
3660102	RGD-SMT/532/BN	3" SQ. Brushed Nickel, Adjustable Trim, Damp Location, IP20, IC Rated								
3660103	RGD-SMT/532/WH	3" SQ. White, Adjustable Trim, Damp Location, IP20, IC Rated								
3660129	RGD-SMT/532/BK	3" SQ. Black, Adjustable Trim, Damp Location, IP20, IC Rated								
3660104	RGD-SMT/532/WP/BN	3" SQ. Brushed Nickel, Fixed Trim, Wet Location, IP65, IC Rated								
3660105	RGD-SMT/532/WP/WH	3" SQ. White, Fixed Trim, Wet Location, IP65, IC Rated								
3660130	RGD-SMT/532/WP/BK	3" SQ. Black, Fixed Trim, Wet Location, IP65, IC Rated								
3660106	RGD-SMT/591/WH	3" Dia. White, Adjustable Regressed Open Trim, Damp Location, IP20, IC Rated								
3660107	RGD-SMT/592/WH	3" Dia. White, Adjustable Regressed Pinhole Trim, Damp Location, IP20, IC Rated								
3660108	RGD-SMT/593/WH	3" Dia. White, Adjustable Regressed Wallwash Trim, Damp Location, IP20, IC Rated								
3660109	RGD-SMT/594/WH	3" Dia. White, Adjustable Regressed Slot Hole Trim, Damp Location, IP20, IC Rated								

Surface trims (3.2" cut-out)

Deep trims (3.2" cut-out)

Module

Module & Trim Dimensional Drawing

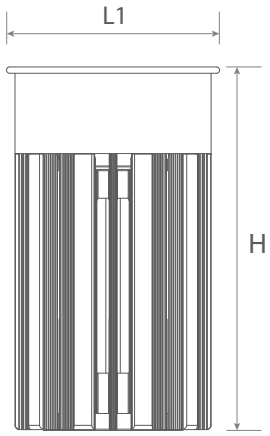

	M.O.L1	H
6W	1.97"	1.98"
8W	1.97"	1.98"
12W	1.97"	3.36"
13W	1.97"	3.36"

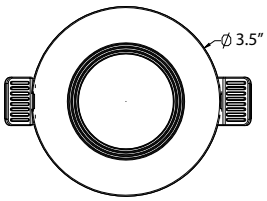

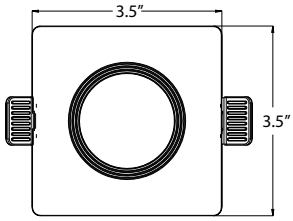

Tel: 905-479-7093 • Toll Free: 1-888-425-7093 • Email: customerservice@turolight.com • Website: www.turolight.com

Back to Menu >>

TUROLIGHT®

LED FIXTURE

RIGID Series

LED 4" GIMBAL

RGD-CHY/4

4" gimbal light, CCT switchable

Packaging Inside

Intertek

Features & Benefits

- 3 Colour temperature switchable (3000K, 4000K, 5000K)
- Available in Brush Nickel, Black and White
- 8W, 700lm
- 120V Input, PF>0.94
- Adjustable with 360° rotation
- Beam angle 40°
- TRIAC dimmable
- High CRI (80+)
- Type IC rated, FT4 cable
- L70@ 39000hrs
- Damp location approved
- Default with 4" trim, 3" trim sold separately

Warranty

- 5-year limited warranty in commercial use from the date of purchase
- Operating temperature range between -20˚C and +40˚C

Applications

Residential / Commercial, Schools, Retirement Homes, University, Supermarkets, Shops, Hotels, Conference Rooms, Office Lighting, Show Room, Corridor, Kitchens etc.

Dimensional drawing

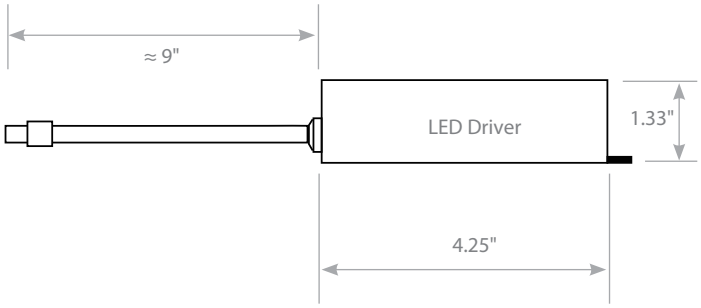

	H	Cut Out Size
3" Trim	1.8"	2.6"
4" Trim	2.25"	2.6"

Tel: 905-479-7093 • Toll Free: 1-888-425-7093 • Email: customerservice@turolight.com • Website: www.turolight.com

Back to Menu >>

TUROLIGHT®

LED 4" GIMBAL
RGD-CHY/4

Ordering Information Example: **RGD-CHY/4/8W/MULTI-K/WH/D**

Family Name	Fixture Type	Trim Size	Wattage	CCT (Kelvin)	Dimmable
RGD (Rigid)	CHY (Module & Driver, Gimbal Light)	4 (4")	8W	MULTI-K (3000K, 4000K, 5000K Swichable)	D (TRIAC Dimmable)

Product Specification

Ordering Code	Model Number	Description	Wattage (W)	Voltage (V)	Hour Rating	Lumens (lm)	CCT (K)	CRI	Damp Location	Case QTY.
3662146	RGD-CHY/4/8W/MULTI-K/WH/D	RIGID 4' Dia. White, Gimbal Module & Trim, Selectable CCT, Triac Dimmable, 120V, 40 Deg. FT4 Cable	8	120	39,000	700	30/40/50	≥80	Yes	40
3662147	RGD-CHY/4/8W/MULTI-K/BN/D	RIGID 4' Dia. Brushed Nickel, Gimbal Module & Trim, Selectable CCT, Triac Dimmable, 120V, 40 Deg. FT4 Cable	8	120	39,000	700	30/40/50	≥80	Yes	40
3662148	RGD-CHY/4/8W/MULTI-K/BLK/D	RIGID 4' Dia. Black, Gimbal Module & Trim, Selectable CCT, Triac Dimmable, 120V, 40 Deg. FT4 Cable	8	120	39,000	700	30/40/50	≥80	Yes	40
3660124	RGD-CHY/3/TRIM/WH	RIGID 3" Dia. White Trim								
3660125	RGD-CHY/3/TRIM/BN	RIGID 3" Dia. Brushed Nickel Trim								
3660126	RGD-CHY/3/TRIM/BLK	RIGID 3" Dia. Black Trim								

White

Brushed Nickel

Black



Tel: 905-479-7093 • Toll Free: 1-888-425-7093 • Email: customerservice@turolight.com • Website: www.turolight.com

Back to Menu >>

TUROLIGHT®

LED FIXTURE

RIGID Series

Round

Square

LED Ceiling Dome Light

RGD-CD

LED 4″ & 6″ ceiling dome light, round / square shape

Intertek

Features & Benefits

- cETL listed
- Special design to reduce glare for a better quality of light
- Gentle light comes out after being redirected off of the reflector lighting without a visible light source
- Die-cast aluminum body material with good heat dissipation
- White, Black Finish available
- L70 @ 50,000 HRS
- 120V
- Triac dimming
- High CRI (80+)
- Damp location rated (with feed through wiring)
- Independent drive junction box, with quick connects FT4 cable

Warranty

- 3-year limited warranty in commercial use from the date of purchase
- Operating temperature range between -20˚C and +40˚C

Applications

Residential / Commercial, Schools, Retirement Homes, University, Supermarkets, Shops, Hotels, Conference Rooms, Office Lighting, Show Room, Corridor, Kitchens, vestibules, wall niche and etc.

Dimensional drawing

4″

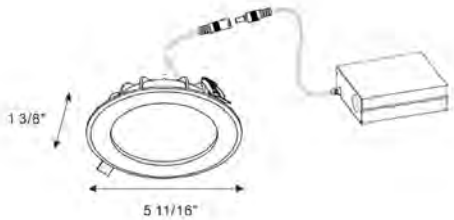

cut-out 4″ is 5 3/8″ (136mm)

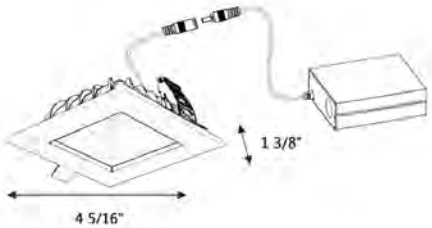

cut-out 4″ square is 3 7/8″ SQ (98×98mm)

6″

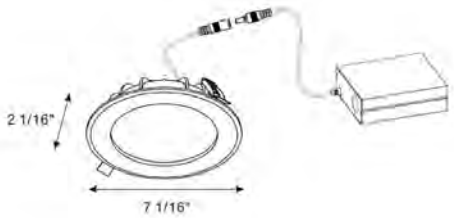

cut-out 6″ is 6 5/16″ (160mm)

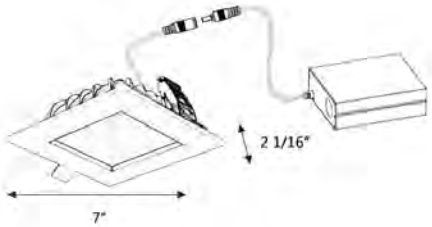

cut-out 6″ square is 5 1/2″ SQ (140×140mm)

Tel: 905-479-7093 • Toll Free: 1-888-425-7093 • Email: customerservice@turolight.com • Website: www.turolight.com

Back to Menu >>

TUROLIGHT®

LED Ceiling Dome Light

RGD-CD

Ordering Information Example: **RGD-CD/4/10W/30/D/WH**

Family Name	Fixture Type	Size	Shape	Wattage	CCT	Dimmable	Body Finish	Options
RGD (Rigid)	CD (Ceiling Dome)	4 (4″) 6 (6″)	Blank (Round) S (Square)	10W 14W	30 (3000K)	D (Dimmable)	WH (White) BK (Black)	CD-NC4R CD-NC4S CD-NC6R CD-NC6S

Product Specification

Ordering Code	Model Number	Wattage (W)	Input Voltage (V)	Hour Rating	Initial Delivered Lumens (lumen)	CCT (K)	CRI	Damp Location*	M.O.D (inch)	M.O.H (inch)
3662128	RGD-CD/4/10W/30/D/WH	10	120V	50,000	650	3000K	>80	Yes	5 11/16″	1 3/8″
3662129	RGD-CD/6/14W/30/D/WH	14	120V	50,000	850	3000K	>80	Yes	7 1/16″	2 1/16″
3662130	RGD-CD/4/S/10W/30/D/WH	10	120V	50,000	650	3000K	>80	Yes	4 5/16″	1 3/8″
3662131	RGD-CD/6/S/14W/30/D/WH	14	120V	50,000	850	3000K	>80	Yes	7″	2 1/16″
3660064	CD-NC4R	Ceiling dome light, new construction mounting plate for round 4″								
3660065	CD-NC6R	Ceiling dome light, new construction mounting plate for round 6″								
3660066	CD-NC4S	Ceiling dome light, new construction mounting plate for square 4″								
3660067	CD-NC6S	Ceiling dome light, new construction mounting plate for square 6″								

* Damp location rated (with feed through)

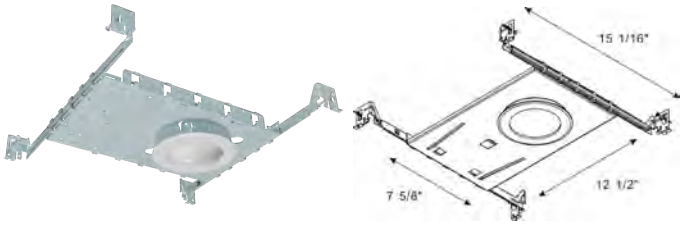

CD-NC4R

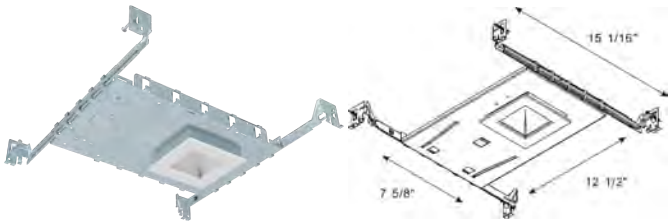

CD-NC4S

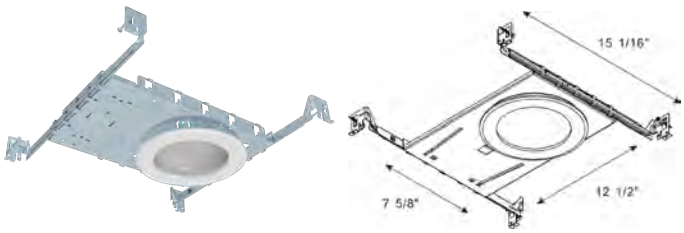

CD-NC6R

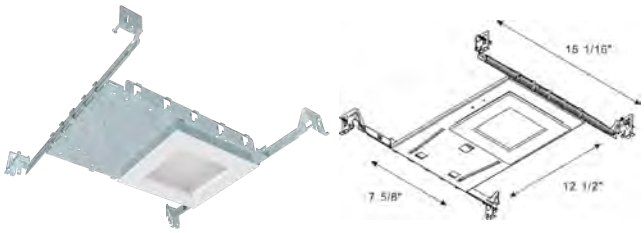

CD-NC6S

Tel: 905-479-7093 • Toll Free: 1-888-425-7093 • Email: customerservice@turolight.com • Website: www.turolight.com

Back to Menu >>

TUROLIGHT®

LED FIXTURE

RIGID Series

6 inch

8 inch

LED Downlight With J-Box

RGD-DLJ

LED downlight with integral junction box for easy and fast installation

Features & Benefits

- cETL listed, Energy Star
- Size 6", 8" available
- 6" CRI ≥92, 97° Beam spread
  8" CRI ≥81, 94° Beam spread
- 120V input voltage
- Dimmable
- L70 @ 50,000 Hrs
- 6" Wet location approved
  8" Damp location approved

Warranty

- 5-year limited warranty in commercial use from the date of purchase
- Operating temperature range between -20˚C and +40˚C

Product Specification

Ordering Code	Energy Star	Model Number	Description	Wattage (W)	Input Voltage (V)	Hour Rating	Beam Angle	Initial Delivered Lumens (lumen)	CCT (K)	CRI	Wet Location	Damp Location	M.O.D. (inch)	Case QTY.
3662106	Y	RGD-DLJ/6/15W/30/D	Downlight with J-Box 6" 15W 30K Dimmable	15	120	50,000	97°	1000	3000	92	Y	-	7.3	12
3662107	Y	RGD-DLJ/6/15W/35/D	Downlight with J-Box 6" 15W 35K Dimmable	15	120	50,000	97°	1000	3500	92	Y	-	7.3	12
3662108	Y	RGD-DLJ/6/15W/40/D	Downlight with J-Box 6" 15W 40K Dimmable	15	120	50,000	97°	1050	4000	94	Y	-	7.3	12
3665117	Y	RGD-DLJ/8/35W/30/D	Downlight with J-Box 8" 35W 30K Dimmable	35	120	50,000	94°	2600	3000	81	-	Y	9.1	6
3665118	Y	RGD-DLJ/8/35W/35/D	Downlight with J-Box 8" 35W 35K Dimmable	35	120	50,000	94°	2600	3500	81	-	Y	9.1	6
3665119	Y	RGD-DLJ/8/35W/40/D	Downlight with J-Box 8" 35W 40K Dimmable	35	120	50,000	94°	2700	4000	81	-	Y	9.1	6

Applications

Residential / Institution Lighting, School, Colleges, University and Hospitals, Supermarkets, Shops, Hotels, Conference Rooms, Office Lighting, Show Room, Corridor, Kitchen Room and etc.

Ordering Information Example: RGD-DLJ/6/15W/30/D

Family Name	Fixture Type	Size	Wattage	CCT (Kelvin)	Dimmable
RGD (Rigid)	DLJ (Downlight with J-Box)	6 (6") 8 (8")	35W 15W	40 (4000K) 35 (3500K) 30 (3000K)	D(Dimmable)

Dimensional drawing

Ceiling cut-out 7 1/2"

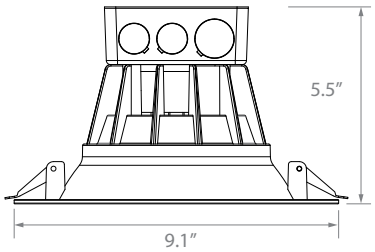

Ceiling cut-out 6"

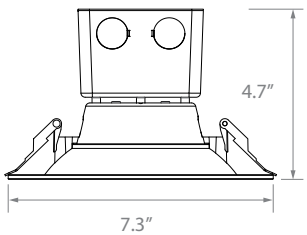

Tel: 905-479-7093 • Toll Free: 1-888-425-7093 • Email: customerservice@turolight.com • Website: www.turolight.com

Back to Menu >>

TUROLIGHT®

LED FIXTURE

RIGID Series

LED Slim Panel

RGD-SP

Slim design switchable CCT, now 120V & 347V

Features & Benefits

- Type IC Rated – approved for direct contact with insulation
- Isolated internal driver in junction box – fast and easy to install
- Switchable CCT (30K/40K/50K)
- Range of sizes (4", 6", 8" available)
- Finish Color White (Interchangeable trim ring for black or brushed nickel finish)
- Wet location rated
- J-Box c/w 3×3 wire quick connectors, allowing for easy through wiring
- Energy Star approved
- L70 @ 50,000 Hrs
- 120V - TRIAC dimmable down to 10%, FT4 cable
  347V - Non dimmable, FT6 cable
- High CRI (80+)
- 120V / 347V LED Driver, PF>0.9
- PC lens aluminium body
- Beam angle 110°

Warranty

- 5-year limited warranty in commercial use from the date of purchase
- Operating temperature range between -20˚C and +40˚C

Applications

Residential / Commercial, Schools, Retirement Homes, University, Supermarkets, Shops, Hotels, Conference Rooms, Office Lighting, Show Room, Corridor, Kitchens etc.

Dimensional drawing

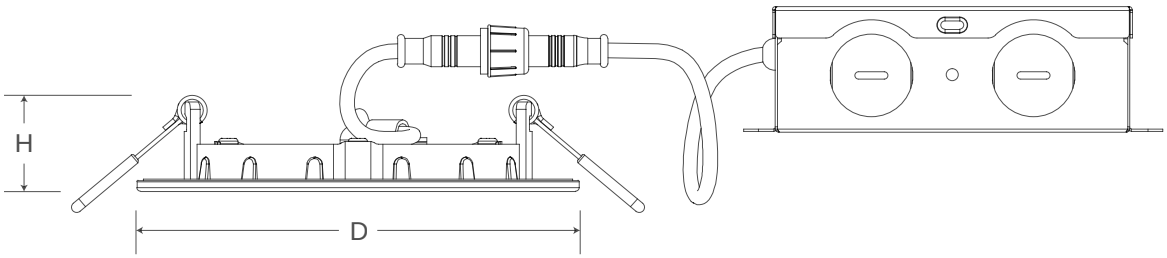

	M.O.D	Cut-Out	H
SP/4	4.92"	4"	0.96"
SP/6	6.77"	6.1"	0.96"
SP/8	9.13"	8.2"	0.96"

Tel: 905-479-7093 • Toll Free: 1-888-425-7093 • Email: customerservice@turolight.com • Website: www.turolight.com

Back to Menu >>

TUROLIGHT®

LED Slim Panel

RGD-SP

Ordering Information Example: **RGD-SP/4/8W/MULTI-K/WH/D**

Family Name	Fixture Type	Size	Wattage	CCT (Kelvin)	Voltage	Finish Color	D	Options
RGD (Rigid)	SP (Slim Panel)	4 (4") 6 (6") 8 (8")	8W 10.5W 24.5W	MULTI-K (Multiple CCT, 30K/40K/50K Switchable)	Blank (120V) 347V	WH (White)	D (Dimmable)	Black Trim Ring Brush Nickel Trim Ring (Sell seperately)

Product Specification

Ordering Code	ES	Model Number	Wattage (W)	Input Voltage (V)	Hour Rating	Initial Lumens (lumen)	CCT (K) Adjustable	CRI	Beam Angle	Wet Location	Dimmable	Dimension D×H (inch)	Case QTY.
3662134	Yes	RGD-SP/4/8W/MULTI-K/WH/D	8	120	50,000	650	30/40/50	>80	110°	Yes	Y	4.92" × 0.96"	6
3662221	Yes	RGD-SP/4/8W/MULTI-K/347V/WH	8	347	50,000	650	30/40/50	>80	110°	Yes	N	4.92" × 0.96"	6
3662135	Yes	RGD-SP/6/10.5W/MULTI-K/WH/D	10.5	120	50,000	1000	30/40/50	>80	110°	Yes	Y	6.77" × 0.96"	6
3662222	Yes	RGD-SP/6/10.5W/MULTI-K/347V/WH	10.5	347	50,000	1000	30/40/50	>80	110°	Yes	N	6.77" × 0.96"	6
3664130	Yes	RGD-SP/8/24.5W/MULTI-K/WH/D	24.5	120	50,000	2100	30/40/50	>80	110°	Yes	Y	9.13" × 0.96"	6
3664212	Yes	RGD-SP/8/24.5W/MULTI-K/347V/WH	24.5	347	50,000	2100	30/40/50	>80	110°	Yes	N	9.13" × 0.96"	6
3660094		RGD-SP/4/CCT/BK	RIGID 4" Slim Panel, Black Trim Ring for 3-CCT Selectable									4.92"	
3660095		RGD-SP/4/CCT/BN	RIGID 4" Slim Panel, Brush Nickel Trim Ring for 3-CCT Selectable									4.92"	
3662120		RGD-SP/6/BK	RIGID 6" Slim Panel, Black Trim Ring for 3-CCT Selectable									6.77"	
3662121		RGD-SP/6/BN	RIGID 6" Slim Panel, Brush Nickel Trim Ring for 3-CCT Selectable									6.77"	
3664113		RGD-SP/8/BK	RIGID 8" Slim Panel, Black Trim Ring for 3-CCT Selectable									9.13"	
3664115		RGD-SP/8/BN	RIGID 8" Slim Panel, Brush Nickel Trim Ring for 3-CCT Selectable									9.13"	

Tel: 905-479-7093 • Toll Free: 1-888-425-7093 • Email: customerservice@turolight.com • Website: www.turolight.com

Back to Menu >>

TUROLIGHT®

Pot Light

Mult-Cutout Plate

PL-AMP-MULTI-V

Ordering Code: 3660147

One Plate for all Turolight 4 family recessed LED fixtures
(RGD-CHY, RGD-SMT, RGD-SP/4, PRO-SP2/4)



Plate dimensions 13.3″ × 6.5″

One Plate for all Turolight 4 family recessed LED fixtures.

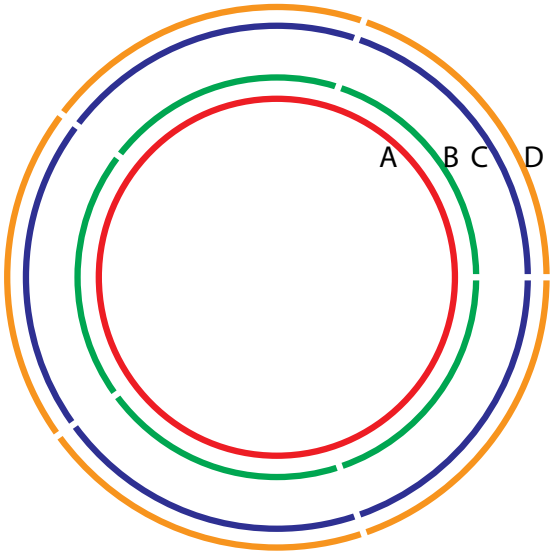

Easy K.O. type rings to achieve the desired cut-out.

- A-Cutout for CHY Series (all)& SMT Series 53-Trims
- B-Cutout for SMT Series 59-Trims
- C--Cutout for RGD-SP/4/Multi-K Series & RGD-CDF/4/MW/MK Series
- D-Cutout for PRO-SP2/4 Series

LED 4“ Gimbal
RGD-CHY/4

RGD-SMT/53 Series Trim

RGD-SMT/59 Series Trim

LED 3“ Downlight
RGD-SMT

LED 4“ Slim Panel
RGD-SP/4
PRO-SP2/4

LED 4“ Commercial Downlight
RGD-CDF/4/MW/MK

Tel: 905-479-7093 • Toll Free: 1-888-425-7093 • Email: customerservice@turolight.com • Website: www.turolight.com

Back to Menu >>

TUROLIGHT®

LED FIXTURE

RIGID Series

LED Slim Panel

PRO-SP2

Slim design allows it to be installed in low plenum ceilings.

ENERGY STAR

Intertek

Features & Benefits

- Type IC Rated – approved for direct contact with insulation, FT4 rated cable
- Isolated internal driver in junction box – fast and easy to install
- Finish colour white, damp location rated
- PC lens aluminium body, 120° beam angle
- Energy Star approved
- L70 @ 60000 Hrs, High CRI (80+)
- Dimmable Triac down to 10%
- PL-AMP4 mounting plate ordered seperately

Warranty

- 3-year limited warranty
- Operating temperature range between -20˚C and +40˚C

Applications

Residential / Commercial, Schools, Retirement Homes, University, Supermarkets, Shops, Hotels, Conference Rooms, Office Lighting, Show Room, Corridor, Kitchens etc.

Dimensional drawing

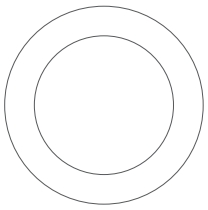

M.O.D	Cut-Out	H
5 3/8"	4 1/4"	7/8"

Ordering Information Example: **PRO-SP/4/9.5W/30/120/WH/D**

Family Name	Fixture Type	Size	Wattage	CCT (Kelvin)	Voltage	Finish Color	Dimmable
PRO	SP2 (Slim Panel)	4 (4")	9W	30 (3000K) 40 (4000K)	120 (120V)	WH (White) BK (Black) BN (Brushed Nickel)	TRIAC

Product Specification

Ordering Code	Energy Star	Model Number	Wattage (W)	Input Voltage (V)	Hour Rating(Hrs)	Initial Delivered Lumens (lumen)	CCT (K)	CRI	Case QTY.
3662138	Yes	PRO-SP2/4/9W/30/120/WH/D	9W	120V	60,000	650	3000	≥80	50
3662139	Yes	PRO-SP2/4/9W/40/120/WH/D	9W	120V	60,000	650	4000	≥80	50
3662155	Yes	PRO-SP2/4/9W/30/120/BK/D	9W	120V	60,000	650	3000	≥80	50
3662156	Yes	PRO-SP2/4/9W/30/120/BN/D	9W	120V	60,000	650	3000	≥80	50

Tel: 905-479-7093 • Toll Free: 1-888-425-7093 • Email: customerservice@turolight.com • Website: www.turolight.com

Back to Menu >>

TUROLIGHT®

LED FIXTURE

RIGID Series

LED Discus

RGD-HS

Slim design switchable CCT

ENERGY STAR

Intertek

Features & Benefits

- Slim design **H** ≈ 0.6"
- Mounts directly to J-box or retrofit 4", 5", 6" downlight
- Switchable CCT (30K/40K/50K)
- Range of sizes (4", 6", 8", 11" available)
- Finish color white (interchangeable trim ring for matt black or satin nickel finish)
- Damp location rated
- Energy Star approved
- L70 @ 50,000 Hrs
- 120V - TRIAC dimmable down to 10%
- High CRI (80+)
- Beam angle 120°

Warranty

- 5-year limited warranty in commercial use from the date of purchase
- Operating temperature range between -20˚C and +40˚C

Applications

Residential / Commercial, Schools, Retirement Homes, University, Supermarkets, Shops, Hotels, Conference Rooms, Office Lighting, Show Room, Corridor, Kitchens etc.

Dimensional drawing

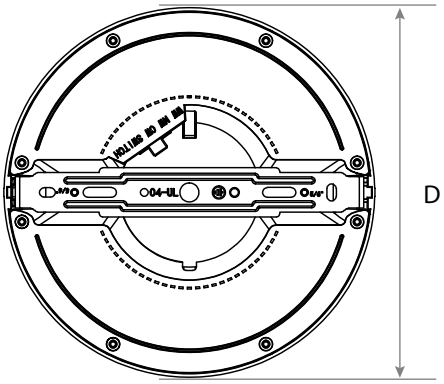

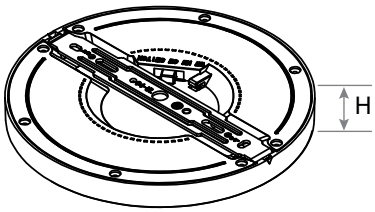

	M.O.D	M.O.H
HS/4	5 1/2"	0.61"
HS/6	6 1/2"	0.59"
HS/8	8 1/2"	0.59"
HS/11	11 1/2"	0.61"

Tel: 905-479-7093 • Toll Free: 1-888-425-7093 • Email: customerservice@turolight.com • Website: www.turolight.com

Back to Menu >>

TUROLIGHT®

LED Discus
RGD-HS

Ordering Information Example: RGD-HS/4/8W/MULTI-K/WH/D

Family Name	Fixture Type	Size	Wattage	CCT (Kelvin)	Finish Color	D	Options
RGD (Rigid)	HS (Surface Discus)	4 (4") 6 (6") 8 (8") 11 (11")	6W 12W 18W 24W	MULTI-K (Multiple CCT, 30K/40K/50K Switchable) 30K (3000K, 11")	WH (White)	D (Dimmable)	Matt Black Trim Ring Satin Nickel Trim Ring (Sold seperately)

Product Specification

Ordering Code	ES	Model Number	Wattage (W)	Input Voltage (V)	Hour Rating	Initial Lumens (lumen)	CCT (K) Adjustable	CRI	Beam Angle	Damp Location	Dimmable	Dimension D×H (inch)	Case QTY.
3662144	Yes	RGD-HS/4/6W/MULTI-K/WH/D	6	120	50,000	360	30/40/50	≥80	120°	Yes	Y	5 1/2" × 0.61"	60
3662145	Yes	RGD-HS/6/12W/MULTI-K/WH/D	12	120	50,000	840	30/40/50	≥80	120°	Yes	Y	6 1/2" × 0.59"	40
3663127	Yes	RGD-HS/8/18W/MULTI-K/WH/D	18	120	50,000	1260	30/40/50	≥80	120°	Yes	Y	8 1/2" × 0.59"	20
3664134	Yes	RGD-HS/11/24W/MULTI-K/WH/D	24	120	50,000	1920	30/40/50	≥80	120°	Yes	Y	11 1/2" × 0.61"	10
3664151	Yes	RGD-HS/11/24W/30K/WH/D	24	120	50,000	1920	3000	≥80	120°	Yes	Y	11 1/2" × 0.61"	10
3660112	-	RGD-HS/4/SN	Satin Nickel Metal Trim for HS/4, (Dia. 141.0mm, Height 15.6mm)										
3660113	-	RGD-HS/4/MB	Matt Black Metal Trim for HS/4, (Dia. 141.0mm, Height 15.6mm)										
3660114	-	RGD-HS/6/SN	Satin Nickel Metal Trim for HS/6, (Dia. 166.2mm, Height 15.6mm)										
3660115	-	RGD-HS/6/MB	Matt Black Metal Trim for HS/6, (Dia. 166.2mm, Height 15.6mm)										
3660116	-	RGD-HS/8/SN	Satin Nickel Metal Trim for HS/8, (Dia. 218.8mm, Height 15.6mm)										
3660117	-	RGD-HS/8/MB	Matt Black Metal Trim for HS/8, (Dia. 218.8mm, Height 15.6mm)										
3660118	-	RGD-HS/11/SN	Satin Nickel Metal Trim for HS/11, (Dia. 293.6mm, Height 15.6mm)										
3660119	-	RGD-HS/11/MB	Matt Black Metal Trim for HS/11, (Dia. 293.6mm, Height 15.6mm)										
3660120	-	RGD-HS/4/TC/KIT	Tension Clip For HS/4, Includes 1pc E26 Adaptor, 2 clips to Fit 4" Housing										
3660121	-	RGD-HS/5/6/TC/KIT	Tension Clip For HS/6/8/11, Includes 1pc E26 Adaptor, 2 clips Fit 5/6" Housing										

RGD-HS/4/TC/KIT RGD-HS/5/6/TC/KIT

Tel: 905-479-7093 • Toll Free: 1-888-425-7093 • Email: customerservice@turolight.com • Website: www.turolight.com

Back to Menu >>

TUROLIGHT®

LED FIXTURE

RIGID Series

LED Flush Mount (Slim 1 Ring)

RGD-FM15/MK/D/1R/BN

LED Slim 1 Ring round ceiling light
15", 5 Multi-K selectable

ENERGY STAR · Intertek · FC · RoHS COMPLIANT

Features & Benefits

- CETL listed, Energy Star
- Size 15", CRI >80
- 5 CCT colour selectable 2700/3000/3500/4000/5000K
- L70 @ 50,000 Hrs
- TRIAC dimmable
- 1 Ring Brushed Nickel finish, PMMA Opal lens
- Damp location approved

2700K soft white · 3000K warm white · 3500K neutral white · 4000K cool white · 5000K daylight

5 CCT Colour Selectable

Warranty

- 5-year limited warranty in commercial use from the date of purchase
- Operating temperature range between -20˚C and +40˚C

Product Specification

Ordering Code	Energy Star	Model Number	Description	Wattage (W)	Input Voltage (V)	Hour Rating	Initial Delivered Lumens (lumen)	CRI	Damp Location	M.O.D. (inch)	Case QTY.
3664156	Y	RGD-FM15/24W/MK/D/1R/BN	LED Flush Mount 15" 24W Multiple Kelvin 1Brush Nickle Ring	24	120	50,000	1800	80	Y	15	8

Applications

Bedrooms, living rooms, hallways, kitchens and etc

Dimensional drawing

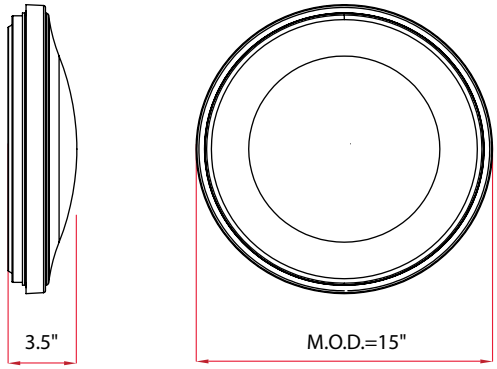

Ordering Information

Example: RGD-FM15/24W/MK/D/1R/BN

Family Name	Fixture Type	Wattage	CCT (Kelvin)	Dimmable	Body
RGD (Rigid)	FM15 (LED 15" Flush Mount)	24W	MK (Multiple Kelvin Selection)	D (Dimmable)	1R/BN (1 Ring Brush Nickel)

Tel: 905-479-7093 • Toll Free: 1-888-425-7093 • Email: customerservice@turolight.com • Website: www.turolight.com

Back to Menu >>

TUROLIGHT®

LED FIXTURE

RIGID Series

sensor built-in

LED Flush Mount (2 Ring)

RGD-FM/----/2R

LED double ring designed, deliver maximum light levels, ideal for low ceilings

Features & Benefits

- CUL listed, Energy Star
- Size 14", 18" available
- CRI >80, 120° Beam spread
- 120V input voltage, PF >0.9
- L70 @ 50,000 Hrs
- TRIAC dimmable down to 10%
- Microwave sensor optional, 100% to preset 30% dim
- Brushed Oxidation finish, PMMA Opal lens
- Damp location approved
- Non-IC rated
- Multi-K 14"&18"selectable CCT 3000/4000/5000K

Warranty

- 5-year limited warranty in commercial use from the date of purchase
- Operating temperature range between -20˚C and +40˚C

Applications

Bedrooms, living rooms, hallways, kitchens and etc

Dimensional drawing

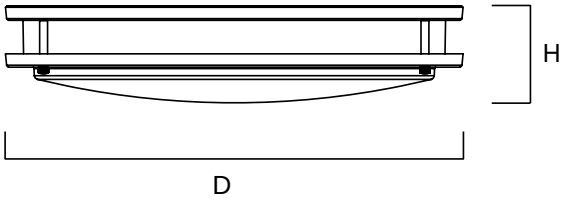

	D	H
RGD-FM14	14"	3.8"
RGD-FM14 (with MC sensor)	14"	3.8"
RGD-FM18	18"	3.8"

Tel: 905-479-7093 • Toll Free: 1-888-425-7093 • Email: customerservice@turolight.com • Website: www.turolight.com

Back to Menu >>

TUROLIGHT®

LED Flush Mount (2 Ring)

RGD-FM/----/2R

Ordering Information

Example: **RGD-FM14/21W/30/D/2R**

Family Name	Fixture Type	Size	Wattage	CCT (Kelvin)	Dimmable Option	Body
RGD (Rigid)	FM (Flush Mount, 2 Ring)	14 (14") 18 (18''')*	21W/22W 28W/32W	40 (4000K) 30 (3000K) Multi-K (3000/4000/5000K)	D (Dimmable) S (Microwave Sensor)	2R (Double Ring)

* Sensor not available

Product Specification

Ordering Code	Energy Star	Model Number	Description	Wattage (W)	Input Voltage (V)	Hour Rating	Initial Delivered Lumens (lumen)	CCT (K)	CRI	Damp Location	M.O.D. (inch)	Dimmable	Option Sensor	Case QTY.
3674100	Y	RGD-FM14/22W/MULTI-K/D/2R	LED 14" 22W 3000/4000/5000K 2 Ring	22	120	50,000	1600	3000/4000/5000	80	Y	14	Y	-	6
3664129	Y	RGD-FM18/32W/MULTI-K/D/2R	LED 18" 32W 3000/4000/5000K 2 Ring	32	120	50,000	2000	3000/4000/5000	80	Y	18	Y	-	4
3684102	Y	RGD-FM14/21W/30/D/2R	LED 14" 21W 3000K 2 Ring	21	120	50,000	1500	3000	80	Y	14	Y	-	6
3684103	Y	RGD-FM14/21W/40/D/2R	LED 14" 21W 4000K 2 Ring	21	120	50,000	1500	4000	80	Y	14	Y	-	6
3664120	Y	RGD-FM14/21W/30/S/2R	LED 14" 21W 3000K 2 Ring, with sensor	21	120	50,000	1470	3000	80	Y	14	N	Y	6
3664121	Y	RGD-FM14/21W/40/S/2R	LED 14" 21W 4000K 2 Ring with sensor	21	120	50,000	1470	4000	80	Y	14	N	Y	6
3684104	Y	RGD-FM18/28W/30/D/2R	LED 18" 28W 3000K 2 Ring	28	120	50,000	2000	3000	80	Y	18	Y	-	4
3684105	Y	RGD-FM18/28W/40/D/2R	LED 18" 28W 4000K 2 Ring	28	120	50,000	2000	4000	80	Y	18	Y	-	4

Sensor Adjustment

Default sensor setting: sensitivity **50%**, hold-time **90s**, daylight sensor **disable**.

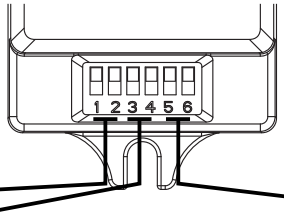

1	2	Sensitivity
●	●	100%
●	○	75%
○	●	50%
○	○	10%

Sensitivity is the level where motion is detected, a higher sensitivity detects motion easier.

3	4	Hold - time
●	●	5s
●	○	90s
○	●	5min
○	○	15min

Hold-time is the duration that the light will stay on after motion is detected before switching down to approximate 30% light output once motion is not present.

5	6	Daylight Sensor
●	●	Disable
●	○	50Lux
○	●	10Lux
○	○	2Lux

Daylight sensor will set the trigger point of the photocell to determine when the sensor will detect daylight and not operate the light unnecessarily.

Tel: 905-479-7093 • Toll Free: 1-888-425-7093 • Email: customerservice@turolight.com • Website: www.turolight.com

Back to Menu >>

TUROLIGHT®

LED FIXTURE

RIGID Series

LED Flush Mount (Polycarbonate)

RGD-FM14/MK/D/SLIM/PC

LED Slim PC round ceiling light
14", 5 Multi-K selectable

ENERGY STAR · Intertek · FC · RoHS COMPLIANT

Features & Benefits

- CETL listed, Energy Star
- Size 14", CRI >80
- 5 CCT colour selectable 2700/3000/3500/4000/5000K
- L70 @ 50,000 Hrs
- TRIAC dimmable
- PMMA diffuser, white finish
- Damp location approved

2700K soft white · 3000K warm white · 3500K neutral white · 4000K cool white · 5000K daylight

5 CCT Colour Selectable

Warranty

- 5-year limited warranty in commercial use from the date of purchase
- Operating temperature range between -20˚C and +40˚C

Product Specification

Ordering Code	Energy Star	Model Number	Description	Wattage (W)	Input Voltage (V)	Hour Rating	Initial Delivered Lumens (lumen)	CRI	Damp Location	M.O.D. (inch)	Case QTY.
3664155	Y	RGD-FM14/24W/MK/D/SLIM/PC	LED Flush Mount 14" 24W Multiple Kelvin Polycarbonate	24	120	50,000	1800	80	Y	14	8

Applications

Bedrooms, living rooms, hallways, kitchens and etc

Dimensional drawing

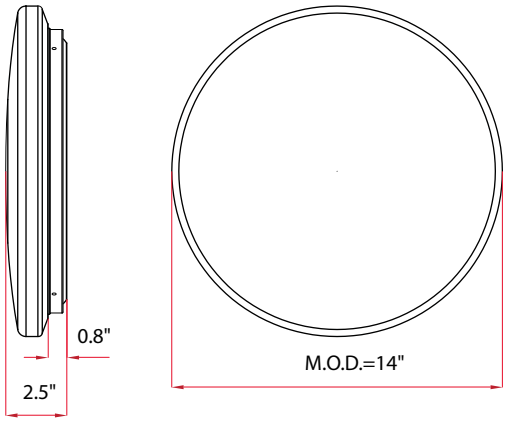

Ordering Information

Example: RGD-FM14/24W/MK/D/SLIM/PC

Family Name	Fixture Type	Wattage	CCT (Kelvin)	Dimmable	Body
RGD (Rigid)	FM14 (LED 14" Flush Mount)	24W	MK (Multiple Kelvin Selection)	D (Dimmable)	SLIM/PC (Slim Polycarbonate)

Tel: 905-479-7093 • Toll Free: 1-888-425-7093 • Email: customerservice@turolight.com • Website: www.turolight.com

Back to Menu >>

TUROLIGHT®

LED FIXTURE

RIGID Series

LED Flush Mount (PC)

RGD-FM/----/PC

Traditional and eye-catching design, deliver maximum light levels, ideal for low ceilings

ENERGY STAR · c UL us LISTED · FC · RoHS COMPLIANT

Features & Benefits

- CUL listed, Energy Star
- Size 13", 19" available
- CRI >80, 120° Beam spread
- 120V input voltage
- L70 @ 50,000 Hrs
- TRIAC dimmable down to 10%
- PMMA diffuser, white finish
- Damp location approved

Warranty

- 5-year limited warranty in commercial use from the date of purchase
- Operating temperature range between -20˚C and +40˚C

Product Specification

Ordering Code	Energy Star	Model Number	Description	Wattage (W)	Input Voltage (V)	Hour Rating	Initial Delivered Lumens (lumen)	CCT (K)	CRI	Damp Location	M.O.D. (inch)	Case QTY.
3663114	Y	RGD-FM13/18W/30/D/PC	LED Flush Mount 13" 18W 3000K PC	18	120	50,000	1300	3000	80	Y	13	6
3663115	Y	RGD-FM13/18W/40/D/PC	LED Flush Mount 13" 18W 4000K PC	18	120	50,000	1300	4000	80	Y	13	6
3664108	Y	RGD-FM19/32W/30/D/PC	LED Flush Mount 19" 32W 3000K PC	32	120	50,000	2300	3000	80	Y	19	4
3664109	Y	RGD-FM19/32W/40/D/PC	LED Flush Mount 19" 32W 4000K PC	32	120	50,000	2300	4000	80	Y	19	4

Applications

Bedrooms, living rooms, hallways, kitchens and etc

Ordering Information Example: RGD-FM13/18W/30/D/PC

Family Name	Fixture Type	Size	Wattage	CCT (Kelvin)	Dimmable	Body
RGD (Rigid)	FM (Flush Mount, PC)	13 (13") 19 (19")	18W 32W	40 (4000K) 30 (3000K)	D(Dimmable)	PC (Polycarbonate)

Dimensional drawing

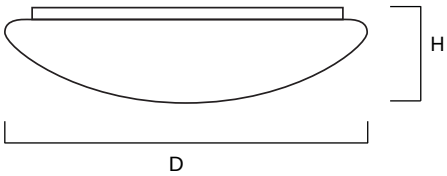

	D	H
RGD-FM13	13"	3.44"
RGD-FM19	19"	3.44"

Tel: 905-479-7093 • Toll Free: 1-888-425-7093 • Email: customerservice@turolight.com • Website: www.turolight.com

Back to Menu >>

TUROLIGHT®

LED FIXTURE

RIGID Series

LED Vanity

RGD-VN

2 Ring LED Vanity Lighting

Features & Benefits

- Energy Star and cUL rated
- Alumimium frame, great lighting distribution without any shadow
- White PMMA lens
- 14W 1,450lm, 120V 60 Hz Input, PF>0.9
- TRIAC (10-100%)dimmable
- High CRI (80+), Beam angle 120°
- L70@ 50,000 Hrs
- Damp location approved

Warranty

- 5-year limited warranty in commercial use from the date of purchase
- Operating temperature range between -20˚C and +45˚C

Applications

Ideal replacement for traditional incandescent wall mount fixture.
Restaurant, Community, Office, Retail, Hospitality and etc.

Dimensional drawing

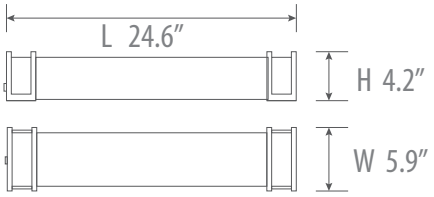

Ordering Information

Example: **RGD-VN/2F/14W/30/D/2R**

Family Name	Fixture Type	Length	Wattage	CCT (Kelvin)	Dimmable	Type
RGD (Rigid)	VN (Vanity)	2F (2 Foot)	14W	30 (3000K) 40 (4000K)	D (Dimmable)	2R (2 Ring)

Product Specification

Energy Star	Model Number	Description	Wattage (W)	Input Voltage (V)	Hour Rating	Initial Delivered Lumens (lumen)	CCT (K)	CRI	Damp Location	M.O.D. L×W×H (inch)
Y	RGD-VN/2F/14W/30/D/2R	LED Vanity 2' 14W 3000K Dimmable 2Ring	14	120	50,000	1,450	3000	80+	Y	24.6 × 5.9 × 4.2
Y	RGD-VN/2F/14W/40/D/2R	LED Vanity 2' 14W 4000K Dimmable 2Ring	14	120	50,000	1,450	4000	80+	Y	24.6 × 5.9 × 4.2

Installation

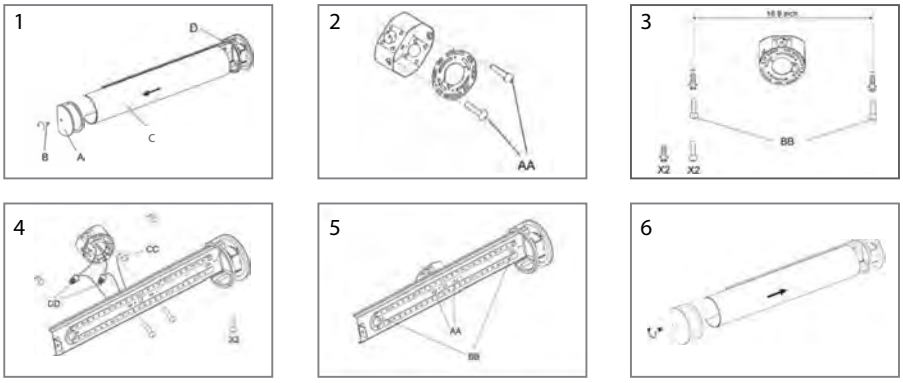

1. Remove the ring and lens from the housing.
2. Insert long srews(AA) into aligned holes,and tighten the two long screws.
3. Mark the keyhole slots and drill the two holes, then insert long srews into anchors.
4. Connect the fixture wires accordingly.
5. Put the long screws through the keyholes, and thread into the J-box.
6. Secure the lens and top ring up to the housing.

Tel: 905-479-7093 • Toll Free: 1-888-425-7093 • Email: customerservice@turolight.com • Website: www.turolight.com

Back to Menu >>

TUROLIGHT®

LED FIXTURE

RIGID Series

LED Wall Sconce

RGD-WS

2 Ring LED Wall Sconce

Features & Benefits

- Energy Star and cETL rated
- Alumimium frame, great lighting distribution without any shadow
- White PMMA lens
- 15W 1,100lm, 120V 60 Hz Input, PF>0.9
- TRIAC (10-100%)dimmable
- High CRI (80+)
- L70@ 50,000 Hrs
- Damp location approved, meets ADA requirements

Warranty

- 5-year limited warranty in commercial use from the date of purchase
- Operating temperature range between -20˚C and +40˚C

Applications

Ideal replacement for traditional incandescent wall mount fixture.
Restaurant, Community, Office, Retail, Hospitality and etc.

Dimensional drawing

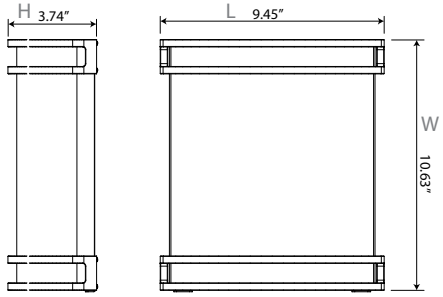

Ordering Information

Example: **RGD-WS/15W/30/D/2R**

Family Name	Fixture Type	Wattage	CCT (Kelvin)	Dimmable	Type
RGD (Rigid)	WS (Wall Sconce)	15W	30 (3000K) 40 (4000K)	D (Dimmable)	2R (2 Ring)

Product Specification

Ordering Code	Energy Star	Model Number	Description	Wattage (W)	Input Voltage (V)	Hour Rating	Initial Delivered Lumens (lumen)	CCT (K)	CRI	Damp Location	M.O.D. L×W×H (inch)
3663125	Y	RGD-WS/15W/30/D/2R	2 Ring LED Wall Sconce 15W 3000K Dimmable	15	120	50,000	1,100	3000	80+	Y	9.45× 10.63 × 3.74
3663126	Y	RGD-WS/15W/40/D/2R	2 Ring LED Wall Sconce 15W 4000K Dimmable	15	120	50,000	1,100	4000	80+	Y	9.45× 10.63 × 3.74

Installation

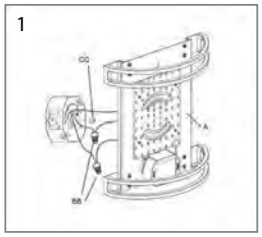

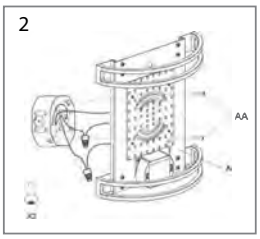

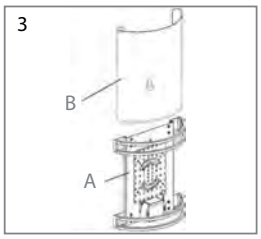

1. Connect the fixture wires accordingly.
2. Put the long screws through the keyholes, and thread into the J-box.
3. Align the tabs on fixture pan(A) with the channels on lens(B), then insert lens(B) into fixture pan(A).

Tel: 905-479-7093 • Toll Free: 1-888-425-7093 • Email: customerservice@turolight.com • Website: www.turolight.com

Back to Menu >>

TUROLIGHT®

DELTALUM

LED FIXTURE

DL Series

LED Wrap Around

DL-WA1, DL-WA2, DL-WA3

DL-WA1 (LED 4' Wrap Light)
DL-WA2 (LED 2'/ 4' Hinged Wrap Light)
DL-WA3 (LED 4' Eco-Wrap Light), Newly added 120-347V Auto-sensing Driver

Features & Benefits

- CUL listed, DLC*
- 0-10V dimmable*
- High CRI (80+)
- Wall or ceiling mounted
- L70 @ *
- PMMA Lens
- Damp location rated
- Shallow profile, excellent for low ceilings

Warranty

- 5-year limited warranty in commercial use from the date of purchase
- Operating temperature range between -20˚C and +40˚C

Applications

Corridors, Carports, storage rooms, retail, commercial, etc.

* For applicable models, see product specification below

Dimensional drawing

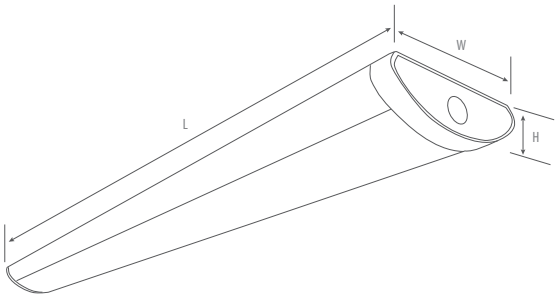

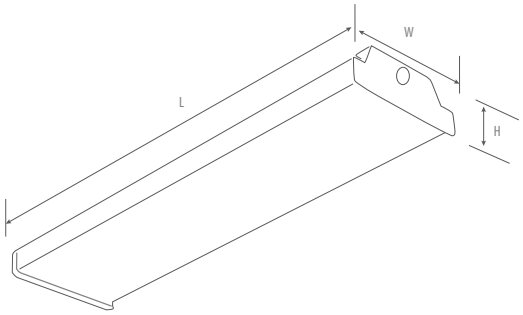

	L	W	H
DL-WA1/4F	48.5″	5 .56″	2″
DL-WA2/2F	24.5″	7.09″	2.8″
DL-WA2/4F	48″	7.09″	2.8″
DL-WA3/4F	48.6″	6.5″	2.5″

Tel: 905-479-7093 • Toll Free: 1-888-425-7093 • Email: customerservice@turolight.com • Website: www.turolight.com

Back to Menu >>

TUROLIGHT®

LED Wrap Around
DL-WA1, DL-WA2, DL-WA3

Ordering Information Example: **DL-WA2/2F/25W/40/UNV/D**

Family Name	Fixture Type	Size	Wattage	CCT	Input Voltage	Dimmable	Options
DL (Deltalum)	WA1 (Wrap Around 1)	4F (4′)	40W	30 (3000K) 40 (4000K) 50 (5000K)	Blank (120-277V)	Blank (non-dimmable)	
	WA2 (Wrap Around 2)	2F (2′) 4F (4′)	25W 40W	40 (4000K)	UNV (120-277V)	D (Dimmable)	
	WA3 (Wrap Around 3)	4F (4′)	42W	35 (3500K) 40 (4000K) 50 (5000K)	UNV (120-277V) 120-347V	Blank (non-dimmable) D (Dimmable)	

Product Specification

Ordering Code	DLC/ DLC Premium	Model Number	Wattage (W)	Input Voltage (V)	Hour Rating	Beam Angle	Initial Delivered Lumens (lumen)	CCT (K)	CRI	Damp Location	M.O.L (inch)	Case QTY.
3665129	-	DL-WA1/4F/40W/30	40	120-277V	50,000	120°	4,200	3000K	>80	Yes	48	4
3665124	Y	DL-WA1/4F/40W/40	40	120-277V	50,000	120°	4,200	4000K	>80	Yes	48	4
3665125	Y	DL-WA1/4F/40W/50	40	120-277V	50,000	120°	4,200	5000K	>80	Yes	48	4
3664124	Y	DL-WA2/2F/25W/40/UNV/D	25	120-277V	100,000	120°	3250	4000K	>80	Yes	24.5	4
3665135	Y	DL-WA2/4F/40W/40/UNV/D	40	120-277V	100,000	120°	5200	4000K	>80	Yes	48	4
3665309	Y (Premium)	DL-WA3/4F/42W/35/120-347V/D	42	120-347V	100,000	120°	5460	3500K	>80	Yes	48	4
3665310	Y (Premium)	DL-WA3/4F/42W/40/120-347V/D	42	120-347V	100,000	120°	5460	4000K	>80	Yes	48	4
3665136	Y	DL-WA3/4F/42W/35/UNV	42	120-277V	100,000	120°	5460	3500K	>80	Yes	48	4
3665137	Y	DL-WA3/4F/42W/40/UNV	42	120-277V	100,000	120°	5460	4000K	>80	Yes	48	4
3665138	Y	DL-WA3/4F/42W/50/UNV	42	120-277V	100,000	120°	5460	5000K	>80	Yes	48	4
3660052		DL-WA2/2F/LENS	DeltaLum Hinged-Wrap Light 2ft. Replacement PMMA Lens									
3660053		DL-WA2/4F/LENS	DeltaLum Hinged-Wrap Light 4ft. Replacement PMMA Lens									
3660054		DL-WA3/4F/LENS	DeltaLum Eco-Wrap Light 4ft. Replacement PMMA Lens									

Tel: 905-479-7093 • Toll Free: 1-888-425-7093 • Email: customerservice@turolight.com • Website: www.turolight.com

Back to Menu >>

TUROLIGHT®

DELTALUM

LED FIXTURE

DL Series

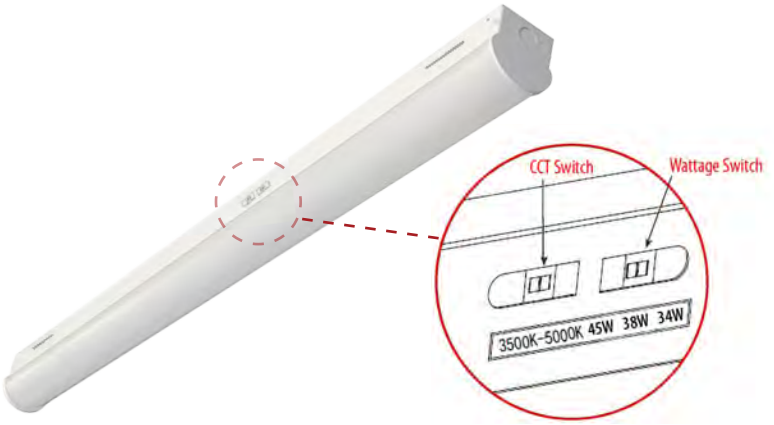

LED Eco-Commercial Strip

DL-EC NEW MW-MK

Linear 4' and 8' LED strip light, 120-347V auto-sensing driver
Multiple Wattage - Multiple Kelvin

Features & Benefits

- cUL listed, DLC(Premium)
- Selectable wattage and adjustable CCT
- 4' and 8' length selection
- 120-347V Auto-sensing driver, 0-10V dimming
- Average rated life 100,000 hrs L70 (TM-21 @ 70 °C), CRI ≥ 80
- White metal finish, PMMA Opal Lens
- Surface or Suspended mounting, row mountable w/ joiner plate
- Damp location rated
- Operating temperature range between -20˚C and +50˚C

Dimensional Drawing

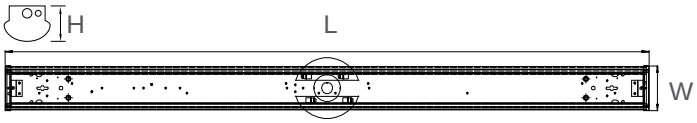

Unique J-Box cover supplied



	L	W	H
4FT	47.3"	3.3"	3.6"
8FT	94.2"	3.3"	3.6"

Warranty

5-year limited warranty in commercial use from the date of purchase

Applications

Offices, Hallways, Multipurpose Rooms, Warehouse etc.

Ordering Information

Example: **DL-EC/4F/56W/MK/120-347V/D**

Family Name	Fixture Type	Size	Wattage	CCT	Voltage	Dimmable	Sensor	Option
DL (Deltalum)	EC (Eco-Commercial)	4F (4') 4FS (4' Small Wattage) 4FL (4' Large Wattage) 8FL (8' Large Wattage)	56W MW (Multiple Wattage)	MK (Multiple CCT)	120-347V	D (Dimmable)	S (Sensor)	RM (Row MTG Plate) S (Microwave Sensor) TL-2052 PIR Sensor

Product Specification

Ordering Code	DLC (Premium)	Model Number	Wattage (W)	Input Voltage (V)	Hour Rating (L70)	Beam Angle	Initial Delivered Lumens (lumen)	CCT (K)	CRI	Damp Location	M.O.L (inch)	Case QTY.
3666309	Y	DL-EC/4F/56W/MK/120-347V/D	56	120-347V	100,000	120°	7280	35-40-50	>80	Yes	48	6
3664306	Y	DL-EC/4FS/MW/MK/120-347V/D	30-25-18	120-347V	100,000	120°	3900-3250-2340	35-40-50	>80	Yes	48	6
3664307	Y	DL-EC/4FL/MW/MK/120-347V/D	45-38-34	120-347V	100,000	120°	5850-4940-4420	35-40-50	>80	Yes	48	6
3664308	Y	DL-EC/8FL/MW/MK/120-347V/D	90-75-65	120-347V	100,000	120°	11700-9750-8450	35-40-50	>80	Yes	96	4
3666310	Y	DL-EC/4F/56W/MK/120-347V/D/S	56	120-347V	100,000	120°	7280	35-40-50	>80	Yes	48	6
3666311	Y	DL-EC/4FL/MW/MK/120-347V/D/S	45-38-34	120-347V	100,000	120°	5850-4940-4420	35-40-50	>80	Yes	48	6
3666312	Y	DL-EC/8FL/MW/MK/120-347V/D/S	90-75-65	120-347V	100,000	120°	11700-9750-8450	35-40-50	>80	Yes	96	4
3660057		DL-EC/4F/LENS	4ft, replacement white PMMA lens									
3660058		DL-EC/8F/LENS	8ft, replacement white PMMA lens									
3660092		DL-EC/4F/WG	4ft, Wire guard									
Option		DL-EC/RM	Row mounting plate									
		S	Microwave sensor factory installed (consult for lead time)									
		TL-2052	PIR motion sensor (sold separately)									

Tel: 905-479-7093 • Toll Free: 1-888-425-7093 • Email: customerservice@turolight.com • Website: www.turolight.com

Back to Menu >>

TUROLIGHT®

DELTALUM

LED FIXTURE

DL Series

LED Eco-Commercial Strip

DL-EC

Linear 2', 3', 4' and 8' LED strip light, 120-347V auto-sensing driver

Features & Benefits

- CUL listed, DLC(Premium)
- 2', 3', 4' and 8' length selection
- 120-347V Auto-sensing driver (except 90W), 0-10V dimming
- Average rated life 100,000 hrs L70 (TM-21 @ 70 °C), CRI ≥ 80
- System light efficacy ≥ 130lm per watt
- White metal finish (black available for special order), PMMA Opal Lens
- Surface or Suspended mounting, row mountable w/ joiner plate
- Damp location rated

Dimensional Drawing

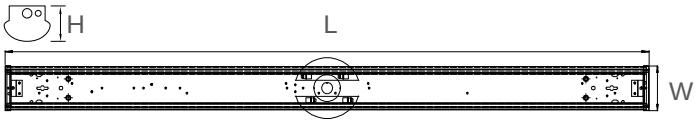

Unique J-Box cover supplied



	L	W	H
2FT	22.2"	3.3"	3.6"
3FT	35.0"	3.3"	3.6"
4FT	47.3"	3.3"	3.6"
8FT	94.2"	3.3"	3.6"

Warranty

- 5-year limited warranty in commercial use from the date of purchase
- Operating temperature range between -20˚C and +50˚C

Applications

Offices, Hallways, Multipurpose Rooms, Warehouse etc.

Ordering Information

Example: **DL-EC/4F/35W/40/120-347V/D/S**

Family Name	Fixture Type	Size	Wattage	CCT	Voltage	Dimmable	Sensor	Option
DL (Deltalum)	EC (Eco-Commercial)	2F (2') 3F (3') 4F (4') 8F (8')	20W (2') 25W (3') 35W, 45W, 56W (4') 65W, 90W (8')	35 (3500K) 40 (4000K) 50 (5000K)	120-347V UNV (120-277V) 347V	D (Dimmable)	S (Sensor)	RM (Row MTG Plate) S (Microwave Sensor) TL-2052 PIR Sensor

Product Specification

Ordering Code	DLC (Premium)	Model Number	Wattage (W)	Input Voltage (V)	Hour Rating(L70)	Beam Angle	Initial Delivered Lumens (lumen)	CCT (K)	CRI	Damp Location	M.O.L (inch)
3663209	Y	DL-EC/2F/20W/35/120-347V/D	20	120-347V	100,000	120°	2,600	3500K	>80	Yes	22.2"
3663208	Y	DL-EC/2F/20W/40/120-347V/D	20	120-347V	100,000	120°	2,600	4000K	>80	Yes	22.2"
3664206	Y	DL-EC/3F/25W/40/120-347V/D	25	120-347V	100,000	120°	3,250	4000K	>80	Yes	35.0"
3665250	Y	DL-EC/4F/35W/35/120-347V/D	35	120-347V	100,000	120°	4,550	3500K	>80	Yes	47.3"
3665225	Y	DL-EC/4F/35W/40/120-347V/D	35	120-347V	100,000	120°	4,550	4000K	>80	Yes	47.3"

Tel: 905-479-7093 • Toll Free: 1-888-425-7093 • Email: customerservice@turolight.com • Website: www.turolight.com

TUROLIGHT®

LED Eco-Commercial Strip

DL-EC

Ordering Code	DLC (Premium)	Model Number	Wattage (W)	Input Voltage (V)	Hour Rating(L70)	Beam Angle	Initial Delivered Lumens (lumen)	CCT (K)	CRI	Damp Location	M.O.L (inch)
3665242	Y	DL-EC/4F/35W/40/120-347V/D/S	35	120-347V	100,000	120°	4,550	4000K	>80	Yes	47.3″
3665226	Y	DL-EC/4F/35W/50/120-347V/D	35	120-347V	100,000	120°	4,585	5000K	>80	Yes	47.3″
3665251	Y	DL-EC/4F/45W/35/120-347V/D	45	120-347V	100,000	120°	5,850	3500K	>80	Yes	47.3″
3665227	Y	DL-EC/4F/45W/40/120-347V/D	45	120-347V	100,000	120°	5,850	4000K	>80	Yes	47.3″
3665246	Y	DL-EC/4F/45W/40/120-347V/D/S	45	120-347V	100,000	120°	5,850	4000K	>80	Yes	47.3″
3666247	Y	DL-EC/4F/56W/40/120-347V/D	56	120-347V	100,000	120°	7,280	4000K	>80	Yes	47.3″
3666248	Y	DL-EC/4F/56W/40/120-347V/D/S	56	120-347V	100,000	120°	7,280	4000K	>80	Yes	47.3″
3666229	Y	DL-EC/8F/65W/40/120-347V/D	65	120-347V	100,000	120°	8,450	4000K	>80	Yes	94.2″
3666230	Y	DL-EC/8F/65W/50/120-347V/D	65	120-347V	100,000	120°	8,515	5000K	>80	Yes	94.2″
3666137	Y	DL-EC/8F/90W/40/UNV/D	90	120-277V	100,000	120°	11,700	4000K	>80	Yes	94.2″
3666237	Y	DL-EC/8F/90W/40/347V/D	90	347V	100,000	120°	11,700	4000K	>80	Yes	94.2″
3660055		DL-EC/2F/LENS	2ft, replacement white PMMA lens								
3660056		DL-EC/3F/LENS	3ft, replacement white PMMA lens								
3660057		DL-EC/4F/LENS	4ft, replacement white PMMA lens								
3660058		DL-EC/8F/LENS	8ft, replacement white PMMA lens								
3660092		DL-EC/4F/WG	4ft, Wire guard								
Option		DL-EC/RM	Row mounting plate								
		S	Microwave sensor factory installed (consult for lead time)								
		TL-2052	PIR motion sensor (sold separately)								

Tel: 905-479-7093 • Toll Free: 1-888-425-7093 • Email: customerservice@turolight.com • Website: www.turolight.com

Back to Menu >>

TUROLIGHT®

DELTALUM

LED FIXTURE

DL Series

LED Connect Strip

DL-CS/MS

Linear 4' LED strip light, built-in Microwave Sensor

c UL LISTED

Features & Benefits

- CUL listed
- Familiar surface strip design in 4' length, low profile
- Integral-LED luminaire (no lamps required), LED Driver PF>0.9
- Strips are linkable either with connector supplied or by optional connecting cables
- 15 pcs maximum @ 40W per fixture
- L70 @ 50,000 HRS
- White metal housing construction, PC Opal Lens
- Microwave sensor for on-off applications
- Damp location rated

Dimensional Drawing

	L	W	H
4F2L	48"	3.54"	2.36"

Warranty

- 5-year limited warranty in commercial use from the date of purchase
- Operating temperature range between -20˚C and +40˚C

Applications

Utility Rooms, Corridors, Work Shops, Garage, Stock Rooms etc.

Ordering Information

Example: **DL-CS/4F2L/40W/40/MS**

Family Name	Fixture Type	Size	Wattage	CCT	Microwave Sensor	Options
DL (Deltalum)	CS (Connect Strip)	4F2L (4', 2 lamp)	40W	40 (4000K) 50 (5000K)	MS (Microwave Sensor on-off)	Connecting Cable order seperately

Product Specification

Ordering Code	Model Number	Wattage (W)	Input Voltage (V)	Hour Rating	Beam Angle	Initial Delivered Lumens (lumen)	CCT (K)	CRI	Damp Location	M.O.L (inch)	Case QTY.
3665130	DL-CS/4F2L/40W/40/MS	40	120-277V	50,000	120°	4,200	4000K	>80	Yes	48	6
3665131	DL-CS/4F2L/40W/50/MS	40	120-277V	50,000	120°	4,400	5000K	>80	Yes	48	6
3660047	DL-CS/1F/CC3/WH	1' CONNECTING CABLE, WHITE									
3660048	DL-CS/2F/CC3/WH	2' CONNECTING CABLE, WHITE									
3660049	DL-CS/4F/CC3/WH	4' CONNECTING CABLE, WHITE									

Connector Images

Caution:
Electrical shock hazard possible when using interconnecting systems (cables or supplied 5 pin connector). As with all electrical devices, power must be off (electrical breaker) before removing and installing 5 pin port cover and connecting next linkable "Connect Strip" or "Connecting Cable". Refer to installation manual when installing.

Microwave Sensor Image

Tel: 905-479-7093 • Toll Free: 1-888-425-7093 • Email: customerservice@turolight.com • Website: www.turolight.com

LED Connect Strip
DL-CS/MS

Sensor Information

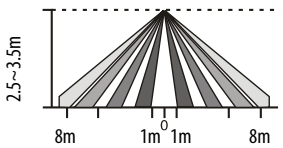

Height of installation 2.5~3.5m

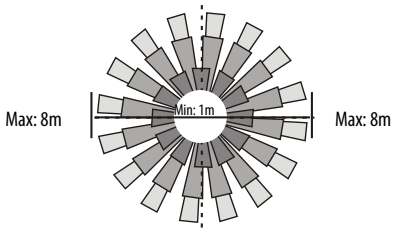

Detection range Min:1m, Max: 8m

Detection angel 360°

UTILIZING FIELD AND INTRODUCTION

The sensor is a moving object sensor that can detect range of 360° and it's working frequency Is 5. 8GHz. The advantage of this product is stable working state (stable working temperature: -15℃-+70℃), The sensor adopts a microwave sensor(high-frequency output<0 .2mW),so that it is safe and performs better than infrared sensor.

If you want the sensor to detect small zone, you can just adjust the sense knob SENS to the range that you need (You may need to adjust sometimes until you think it is suitable). If you want that the light can be turned on when the circumstance luminance is under some value, you can just adjust the knob LUX (The working luminance knob) to select the luminance value (You may need to adjust some times untill you think it is suitable).

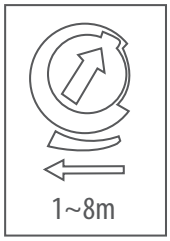

Detection Range



Time

Light Control

Detection range setting (sensitivity)

Detection range is the term used to describe the radii of the more or less circular detection zone produced on the ground after mounting the sensor light al a height of 2.5m, turn the detection control fully anticlockwise to select minimum detection range (approx. 1m radii), and fully clockwise to select maximum detection range (approx. 8m radii).

Note: the above detection range Is gained if the detected person is between 1.6m-1. 7m tall with middle figure and moves at a speed of 1.0-1.5m/sec. If person's stature, figure and moving speed change, the detection distance will also change.

In different cases, the sensitivity of the lights has certain deviation.

ATTENTION: When use this product, please adjust the sensitivity to an appropriate position you need, please do not adjust the sensitivity to maximum, in case the product works abnormally because of wrong motion detection, including blowing leaves & curtains, small animals, or even power grid & electrical equipment. All the above factors can lead to abnormal work. When the product does not work normally, please try to lower the sensitivity appropriately, and then test it.

Time setting

The light can be set to stay ON for any period of time between approx. 10sec (dial turned fully anti-clockwise) and a maximum of 30min(dial turned fully clockwise). Any movement detected during the "on" time will reset the timer. The LED indicator will flash when adjusting the time setting dial. The number of flashes means the following:

1 flash = 10sec, 2 flashes= 1 min, 3 flashes= 2 min, 4 flashes= 5 min, 5 flashes=8 min, 6 flashes=10 min, 7 flashes=15 min, 8 flashes=20 min, 9 flashes=25 min, 10 flashes=30 min.

Note: after the light switches OFF, It takes approx. 4sec before it is able to start detecting movement again. The light will only switch on in response to movement once this period has elapsed.

Light-control setting

The chosen light response threshold can be infinitely from approx. 10-2000lux. Turn it fully anti-clockwise to select dusk to-dawn operation at about 1 0lux. Turn it fully clockwise lo select daylight operation at about 2000lux. The knob must be turned fully clockwise when adjusting the detection zone and performing the walk test in daylight.

Note: please don't adjust the three functional buttons to excess. That is because the three functional buttons were connected to the components directly, there is a small stopper in each of the three components, when you adjust the buttons from start to and, the excessive turn will damage the stopper, and lead to the 360°non-stop turn around. The adjust range limit is 270°, please do pay attention to this.

Tel: 905-479-7093 • Toll Free: 1-888-425-7093 • Email: customerservice@turolight.com • Website: www.turolight.com

Back to Menu >>

TUROLIGHT®

DELTALUM

LED FIXTURE

DL Series

LED Connect Strip

DL-CS

Linear 2' or 4' LED strip light

Features & Benefits

- CUL listed, DLC
- Familiar surface strip design in 2' and 4' length, low profile
- Multiple lumen options to suite most applications
- Integral-LED luminaire (no lamps required), LED Driver PF>0.9
- Strips are linkable either with connector supplied or by optional connecting cables
- 15 pcs @ 40W, 25 pcs @ 20W or 30 pcs @ 10W
- L70 @ 50,000 HRS
- White metal housing construction, PC Opal Lens
- 120-347V auto-sensing driver, 0-10V dimmable
- Damp location rated

Warranty

- 5-year limited warranty in commercial use from the date of purchase
- Operating temperature range between -20˚C and +40˚C

Applications

Cove Lighting, Utility Rooms, Corridors, Work Shops, Garage, Stock Rooms etc.

Dimensional drawing

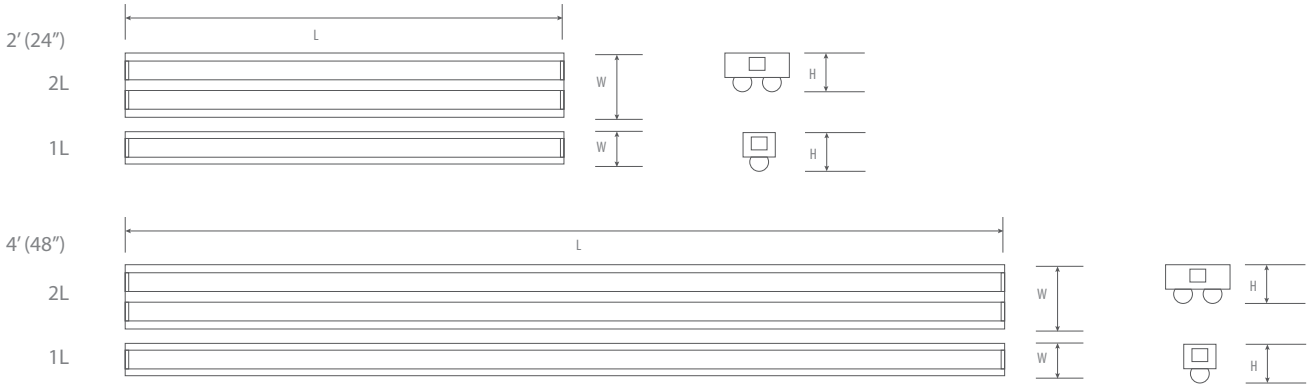

	L	W	H
2F1L	24"	1.77"	2.36"
2F2L	24"	3.54"	2.36"
4F1L	48"	1.77"	2.36"
4F2L	48"	3.54"	2.36"

Tel: 905-479-7093 • Toll Free: 1-888-425-7093 • Email: customerservice@turolight.com • Website: www.turolight.com

Back to Menu >>

TUROLIGHT®

LED Connect Strip
DL-CS

Ordering Information Example: **DL-CS/2F1L/10W/40/D**

Family Name	Fixture Type	Size	Wattage	CCT	Input Voltage	Dimmable	Options
DL (Deltalum)	CS (Connect Strip)	2F1L (2', 1 lamp)	10W	30 (3000K) 40 (4000K) 50 (5000K)	120-347V	D (0-10V dimmable)	Connecting Cable order seperately
		4F1L (4', 1 lamp) 2F2L (2', 2 lamp)	20W				
		4F2L (4', 2 lamp)	40W				

Product Specification

Ordering Code	DLC	Model Number	Wattage (W)	Input Voltage (V)	Lamp QTY.	Hour Rating	Beam Angle	Initial Delivered Lumens (lumen)	CCT (K)	CRI	Damp Location	M.O.L (inch)	Case QTY.
3662218	Yes	DL-CS/2F1L/10W/30/120-347V/D	10	120-347V	1	50,000	120°	1,050	3000K	>80	Yes	24	6
3662219	Yes	DL-CS/2F1L/10W/40/120-347V/D	10	120-347V	1	50,000	120°	1,050	4000K	>80	Yes	24	6
3662220	Yes	DL-CS/2F1L/10W/50/120-347V/D	10	120-347V	1	50,000	120°	1,050	5000K	>80	Yes	24	6
3663202	Yes	DL-CS/4F1L/20W/30/120-347V/D	20	120-347V	1	50,000	120°	2,100	3000K	>80	Yes	48	6
3663203	Yes	DL-CS/4F1L/20W/40/120-347V/D	20	120-347V	1	50,000	120°	2,100	4000K	>80	Yes	48	6
3663204	Yes	DL-CS/4F1L/20W/50/120-347V/D	20	120-347V	1	50,000	120°	2,100	5000K	>80	Yes	48	6
3663205	Yes	DL-CS/2F2L/20W/30/120-347V/D	20	120-347V	2	50,000	120°	2,100	3000K	>80	Yes	24	6
3663206	Yes	DL-CS/2F2L/20W/40/120-347V/D	20	120-347V	2	50,000	120°	2,100	4000K	>80	Yes	24	6
3663207	Yes	DL-CS/2F2L/20W/50/120-347V/D	20	120-347V	2	50,000	120°	2,100	5000K	>80	Yes	24	6
3665222	Yes	DL-CS/4F2L/40W/30/120-347V/D	40	120-347V	2	50,000	120°	4,200	3000K	>80	Yes	48	6
3665223	Yes	DL-CS/4F2L/40W/40/120-347V/D	40	120-347V	2	50,000	120°	4,200	4000K	>80	Yes	48	6
3665224	Yes	DL-CS/4F2L/40W/50/120-347V/D	40	120-347V	2	50,000	120°	4,200	5000K	>80	Yes	48	6
3660011		DL-CS/1F/CC/WH	1' CONNECTING 5 WIRE CABLE, WHITE										
3660012		DL-CS/2F/CC/WH	2' CONNECTING 5 WIRE CABLE, WHITE										
3660013		DL-CS/4F/CC/WH	4' CONNECTING 5 WIRE CABLE, WHITE										

Connector Images

Caution:
Electrical shock hazard possible when using interconnecting systems (cables or supplied 5 pin connector).
As with all electrical devices, power must be off (electrical breaker) before removing and installing 5 pin port cover and connecting next linkable "Connect Strip" or "Connecting Cable". Refer to installation manual when installing.

Tel: 905-479-7093 • Toll Free: 1-888-425-7093 • Email: customerservice@turolight.com • Website: www.turolight.com

Back to Menu >>

TUROLIGHT®

DELTALUM

LED FIXTURE

DL Series

LED Vapor Tight

DL-VT4X (NEMA 4X)

Linear, IP66 NEMA 4X rated Luminaire

NSF

c UL LISTED

Features & Benefits

- CUL listed
- High impact composite grey housing, IK08
- High impact diffuser 5VA IK08, frosted lens
- Stainless steel clips included
- Stainless steel mounting brackets included
- c/w PG13.5 threaded cable gland
- IP 66 rated NEMA 4X, NSF certified
- 120-347V Auto-Sensing Driver
- 130 lm/W
- 0-10V Dimming
- Optional microwave motion sensor, emergency battery
- L70 @ 50,000 HRS

Warranty

5-year limited warranty in commercial use from the date of purchase

Operating temperature range between -40˚C and +55˚C

Applications

Indoor or outdoor, suitable for waterpoof, dustpoof and moistureproof needs*.

*Special enviroment use, please contact your sales representative

Dimensional drawing

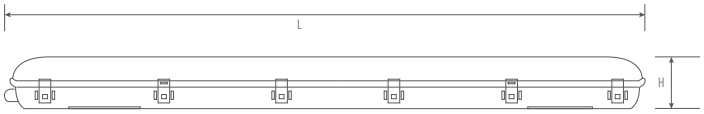

L	W	H
48.1″	4.0″	3.3″

Connector Installation

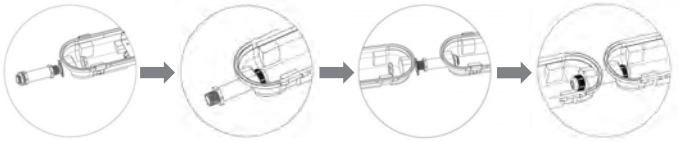

Wiring Connector: DL-VT4X/TWC

Product Specification

Ordering Code	Model Number	Description	Watts (W)	Voltage (V)	Hour Rating	Beam Angle	Lumens (lm)	CCT (K)	CRI	Options	Case QTY.
3665300	DL-VT4X/4F/40W/40/120-347V/D	Vapor Tight 4ft 40W 4000K 120-347V Auto-Sensing Driver 0-10V Dim	40W	120-347V	50,000	120°	5,300	4000	>80	Sensor, Emergency Battery	4
3665301	DL-VT4X/4F/40W/50/120-347V/D	Vapor Tight 4ft 40W 5000K 120-347V Auto-Sensing Driver 0-10V Dim	40W	120-347V	50,000	120°	5,300	5000	>80	Sensor, Emergency Battery	4
3664301	DL-VT4X/2F/24W/40/120-347V/D	Vapor Tight 2ft 24W 4000K 120-347V Auto-Sensing Driver 0-10V Dim	24W	120-347V	50,000	120°	3,100	4000	>80	Sensor, Emergency Battery	4
3664302	DL-VT4X/2F/24W/50/120-347V/D	Vapor Tight 2ft 24W 5000K 120-347V Auto-Sensing Driver 0-10V Dim	24W	120-347V	50,000	120°	3,100	5000	>80	Sensor, Emergency Battery	4
3660110	DL-VT4X/Remote	Hand Held Remote									
	DL-VT4X/TWC	Tandem Wiring Connector									
	S	Microwave Motion Sensor									

Options Information

Motion Sensor

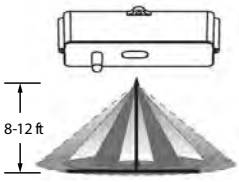

Height of Installation: 8-12 ft

Default Settings:
Motion: 100% lumen output
≥5min with no motion: 30% lumen output
≥60min with no motion: OFF

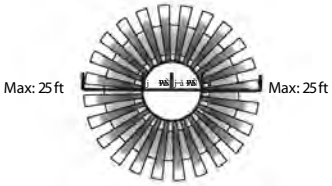

Detection Range
Height of installation: 8ft

Vapor Tight Remote DL-VT4X/Remote

Maximum Operating Range: 33 feet

The following settings can be customized:
- -Sensitivity for motion detection
- -Hold Tme
- -Standby level 0/ 10/20/30 percent
- -Standby time 24H/ 1M/ 30M/ 60M
- -Level where the daylight sensor turn off the fixture

Default Settings:
Sensitivity 100%, Standby time 5min, Dimming level 30%
Dimming time 60min

Tel: 905-479-7093 • Toll Free: 1-888-425-7093 • Email: customerservice@turolight.com • Website: www.turolight.com

Back to Menu >>

TUROLIGHT®

DELTALUM

LED FIXTURE

DL Series

4′ (48″)

8′ (96″)

LED Vapor Tight

DL-VT

Linear 4′ or 8′ IP65 rated luminaire, suitable for wet locations.

Features & Benefits

CUL listed, DLC Premium	LED module with LG / Everlight chip
High impact polycarbonate grey housing, IK08	130 lm/W
High impact diffuser polycarbonate IK08, Opal lens	Stainless steel fastening clips
Stainless steel mounting brackets included	IP 65 rated
c/w PG13.5 threaded cable gland	Optional microwave motion sensor
0-10V Dimming / Philips / Meanwell LED Driver	L70 @ 50,000 HRS

Warranty

5-year limited warranty in commercial use from the date of purchase

Operating temperature range between -20˚C and +40˚C

*Special enviroment use, please contact your sales representative

Applications

Indoor or outdoor, suitable for waterpoof, dustpoof and moistureproof needs**
Parking garage, Truck shop, Stairwell, Breeze way, Corridor, Car wash etc.

Dimensional drawing

4′ (48″)

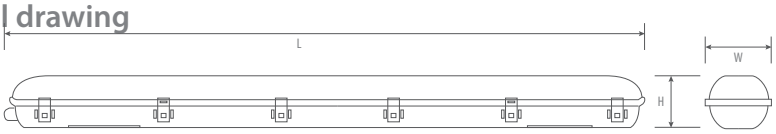

8′ (96″)

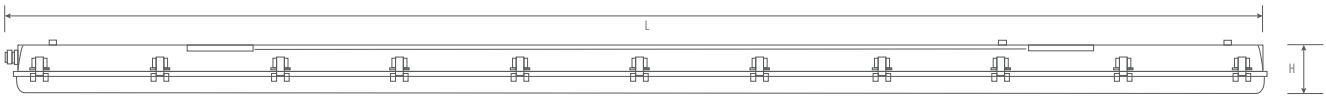

	L	W	H
4′ (48″)	48.0″	4.9″	4.1″
8′ (96″)	99.0″	6.3″	4.3″

Tel: 905-479-7093 • Toll Free: 1-888-425-7093 • Email: customerservice@turolight.com • Website: www.turolight.com

Back to Menu >>

TUROLIGHT®

LED Vapor Tight
DL-VT

Ordering Information Example: **DL-VT/4F/40W/40/UNV/D**

Family Name	Fixture Type	Size	Wattage	CCT	Voltage (V)	Dimmable	Options
DL (Deltalum)	VT (Vapor Tight)	4F(4 feet)	40W 60W	35 (3500K) 40 (4000K) 50 (5000K)	120-347V	D (Dimmable)	S (Microwave Motion Sensor)
		8F(8 feet)**	80W 100W 120W		UNV (120-277V) HVU (347-480 V)		
** NSF rated							

Product Specification

Ordering Code	DLC Premium	Model Number	Wattage (W)	Input Voltage (V)	Hour Rating	Beam Angle	Initial Delivered Lumens (lumen)	CCT (K)	CRI	M.O.L (inch)	Case QTY.
3665302	Yes	DL-VT/4F/40W/35/120-347V/D	40W	120-347V	50,000	120	5,200	3500K	>80	48	4
3665244	Yes	DL-VT/4F/40W/40/120-347V/D	40W	120-347V	50,000	120	5,200	4000K	>80	48	4
3665245	Yes	DL-VT/4F/40W/50/120-347V/D	40W	120-347V	50,000	120	5,200	5000K	>80	48	4
3666306	Yes	DL-VT/4F/60W/35/120-347V/D	60W	120-347V	50,000	120	7,800	3500K	>80	48	4
3666238	Yes	DL-VT/4F/60W/40/120-347V/D	60W	120-347V	50,000	120	7,800	4000K	>80	48	4
3666239	Yes	DL-VT/4F/60W/50/120-347V/D	60W	120-347V	50,000	120	7,800	5000K	>80	48	4
3665305	Yes	DL-VT/4F/40W/35/120-347V/D/S	40W	120-347V	50,000	120	5,200	3500K	>80	48	4
3665303	Yes	DL-VT/4F/40W/40/120-347V/D/S	40W	120-347V	50,000	120	5,200	4000K	>80	48	4
3665304	Yes	DL-VT/4F/40W/50/120-347V/D/S	40W	120-347V	50,000	120	5,200	5000K	>80	48	4
3666303	Yes	DL-VT/4F/60W/35/120-347V/D/S	60W	120-347V	50,000	120	7,800	3500K	>80	48	4
3666301	Yes	DL-VT/4F/60W/40/120-347V/D/S	60W	120-347V	50,000	120	7,800	4000K	>80	48	4
3666302	Yes	DL-VT/4F/60W/50/120-347V/D/S	60W	120-347V	50,000	120	7,800	5000K	>80	48	4
3666118	Yes	DL-VT/8F/80W/40/UNV/D	80W	120-277V	50,000	120	10,400	4000K	>80	96	1
3666119	Yes	DL-VT/8F/80W/50/UNV/D	80W	120-277V	50,000	120	10,400	5000K	>80	96	1
3666218	Yes	DL-VT/8F/80W/40/HVU/D	80W	347V-480V	50,000	120	10,400	4000K	>80	96	1
3666219	Yes	DL-VT/8F/80W/50/HVU/D	80W	347V-480V	50,000	120	10,400	5000K	>80	96	1
3666120	No	DL-VT/8F/100W/40/UNV/D	100W	120-277V	50,000	120	12,500	4000K	>80	96	1
3666221	No	DL-VT/8F/100W/50/UNV/D	100W	120-277V	50,000	120	12,500	5000K	>80	96	1
3667109	Yes	DL-VT/8F/120W/40/UNV/D	120W	120-277V	50,000	120	15,000	4000K	>80	96	1
3667110	Yes	DL-VT/8F/120W/50/UNV/D	120W	120-277V	50,000	120	15,000	5000K	>80	96	1
3667210	Yes	DL-VT/8F/120W/40/HVU/D	120W	347V-480V	50,000	120	15,000	4000K	>80	96	1
3667211	Yes	DL-VT/8F/120W/50/HVU/D	120W	347V-480V	50,000	120	15,000	5000K	>80	96	1
3666147	No	DL-VT/8F/80W/40/UNV/D/S	80W	120-277V	50,000	120	10,400	4000K	>80	96	1
		"S"	Microwave Motion Sensor								

Tel: 905-479-7093 • Toll Free: 1-888-425-7093 • Email: customerservice@turolight.com • Website: www.turolight.com

Back to Menu >>

TUROLIGHT®

LED FIXTURE

SSL Series

NEW

LED Circular HighBay

SSL-CHB

120-347V Auto-Sensing Driver
1-10V dimming
Multiple Wattage and Multiple Kelvin (CCT) Selection

c UL us LISTED FC RoHS COMPLIANT

Features & Benefits

- cULus listed
- System light efficacy 145+ LPW
  2 Fixture selection offers 18 solutions per fixture
- Switchable CCT (30K/40K/50K), Switchable Wattage
- White finish, with 10' power cord
- 1-10V DC dimming option
- IP65 rated, wet location
- Default Hook Mounting, Yoke Mount optional ordered separately
- CRI≥80, L70@ 50,000 Hrs
- Voltage 120-347V Auto-Sensing
- 90° Beam spread, PC Lens
- Installed sensor socket allows for ease of sensor installation, sensor sold separately

Warranty

- 5-year limited warranty in commercial use from the date of purchase
- Operating temperature range between -40˚C and +55˚C

Applications

Warehouse/Manufacturing Facilities, Convention Centers/Sporting Arenas
Big-Box Retail Stores, Cold Storage Facilities, Gymnasiums

Dimensional drawing

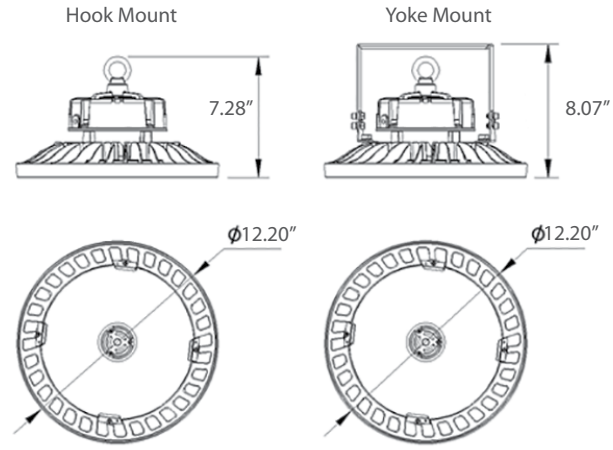

SSL-CHB/150M

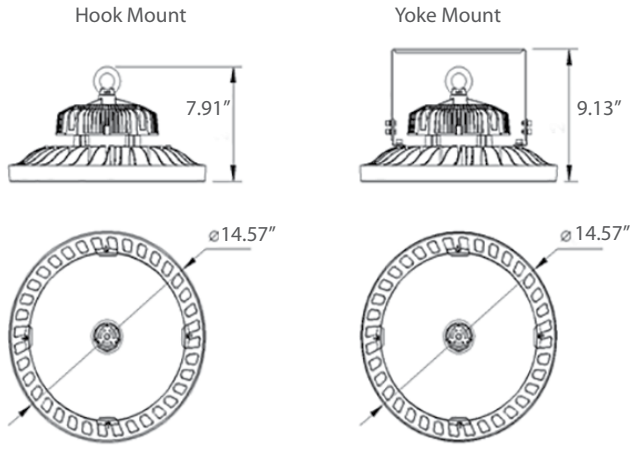

SSL-CHB/240L

Tel: 905-479-7093 • Toll Free: 1-888-425-7093 • Email: customerservice@turolight.com • Website: www.turolight.com

Back to Menu >>

TUROLIGHT®

LED Circular HighBay

SSL-CHB

Ordering Information Example: **SSL-CHB/150M/MW/MK/120-347V/HK/D**

Family Name	Fixture Type	Size	Wattage	CCT (Kelvin)	Voltage	Installation	Dimmable	Options
SSL (Solid State Lighting)	CHB (Circular Highbay)	150M (Max 150w Medium Size) 240L (Max 240w Large Size)	MW (Multi Wattage)	MK (Multi CCT)	120-347V	HK (Hook)	D (Dimmable)	SSL-CHB/LV/12V/SENSOR SSL-CHB/LV/12/CONTROLLER SSL-CHB/150M/PC/HOOD SSL-CHB/240L/PC/HOOD SSL-CHB/150M/PC/LENS SSL-CHB/240L/PC/LENS SSL-CHB/150M/WG SSL-CHB/240L/WG SSL-CHB/YOKE SSL-CHB/PEN/ADT

Product Specification

Ordering Code	Model Number	Wattage (W)	Input Voltage (V)	Hour Rating	Initial Delivered Lumens (lumen)	CCT (K)	CRI	Optics/ Distribution	Dimension DIA×H(inch)*	Case QTY.
3680300	SSL-CHB/150M/MW/MK/120-347V/HK/D	150-120-90	120-347V	50,000	23250-18600-13950	30-40-50	≥80	Type V	12.20×7.28	1
3680301	SSL-CHB/240L/MW/MK/120-347V/HK/D	240-210-180	120-347V	50,000	37200-32550-27900	30-40-50	≥80	Type V	14.57×7.91	1
3660159	SSL-CHB/LV/12V/SENSOR	SSL CHB HighBay LED 12V DC Microwave Sensor								
3660160	SSL-CHB/LV/12/CONTROLLER	SSL CHB HighBay 12V DC Microwave Sensor Remote Control (required for programing)								
3660161	SSL-CHB/150M/PC/HOOD	SSL CHB Polycarbonate Hood for 150M								
3660162	SSL-CHB/240L/PC/HOOD	SSL CHB HighBay Polycarbonate Hood for 240L								
3660163	SSL-CHB/150M/PC/LENS	SSL CHB HighBay Polycarbonate Lens for 150M								
3660164	SSL-CHB/240L/PC/LENS	SSL CHB HighBay Polycarbonate Lens for 240L								
3660165	SSL-CHB/150M/WG	SSL CHB HighBay Wire Guard for 150M								
3660166	SSL-CHB/240L/WG	SSL CHB HighBay Wire Guard for 240L								
3660167	SSL-CHB/YOKE	SSL CHB HighBay Optional Yoke Mount								
3660168	SSL-CHB/PEN/ADT	SSL CHB HighBay Optional 3/4" Pendant Adapter to be installed on Yoke Mount Bracket.								

*Height with Hook Mount

SSL-CHB/SENSOR

SSL-CHB/CONTROLLER

SSL-CHB/PC/HOOD

SSL-CHB/PC/LENS

SSL-CHB/WG

SSL-CHB/YOKE

SSL-CHB/PEN/ADT



Twist locked DC sensor
(sold separately)

Tel: 905-479-7093 • Toll Free: 1-888-425-7093 • Email: customerservice@turolight.com • Website: www.turolight.com

Back to Menu >>

TUROLIGHT®

LED FIXTURE

SSL Series

LED High Bay-Xclusive High Ceiling

SSL-XHC

Compact design combined with a low profile makes this the performer you need for your next high ceiling application.

Features & Benefits

- cUL listed, DLC Premium
- System light efficacy 130 LPW
- Strong Cast Aluminium body
- Tilted heat sink back design for easy wash-off
- Superior thermal conductivity
- White finish
- 10 ft power cord
- NEMA 4X certified
- CRI≥80, L70@ 50,000 Hrs
- Voltage 120-277V and 347V
- 90° Beam spread, PC Lens
- 1-10V dimming
- IP65 rated, wet location

Warranty

- 5-year limited warranty in commercial use from the date of purchase
- Operating temperature range between -20˚C and +50˚C

Applications

Warehouse/Manufacturing Facilities, Convention Centers/Sporting Arenas
Big-Box Retail Stores, Cold Storage Facilities, Gymnasiums

Dimensional drawing

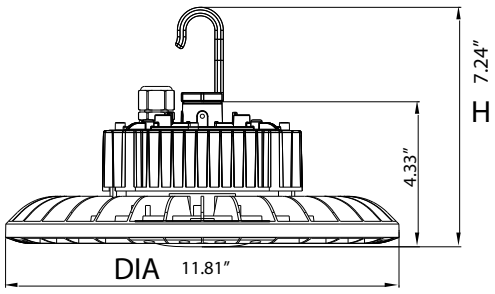

100-150W

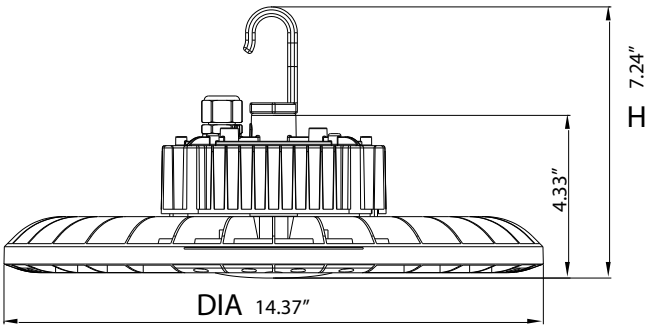

200W

Tel: 905-479-7093 • Toll Free: 1-888-425-7093 • Email: customerservice@turolight.com • Website: www.turolight.com

TUROLIGHT®

LED High Bay-Xclusive High Ceiling

SSL-XHC

Ordering Information

Example: **SSL-XHC/100W/40/UNV/HK/D**

Family Name	Fixture Type	Wattage	CCT	Voltage (V)	Mounting	Dimmable	Options
SSL (Solid State Lighting)	XHC (Xclusive High Ceiling)	100W 150W 200W	40 (4000K) 50 (5000K)	UNV (120-277V) 347V	HK (Hook Mounting)	D (1-10V dimming)	SSL-XHC/16/AL/HOOD/90D SSL-XHC/16/PC/HOOD/90D SSL-XHC/COLLAR

Product Specification

Ordering Code	DLC (Premium)	Model Number	Wattage (W)	Input Voltage (V)	Hour Rating	Initial Delivered Lumens (lumen)	CCT (K)	CRI	Optics/ Distribution	Dimension DIA×H(inch)	Case QTY.
3367130	Y	SSL-XHC/100W/40/UNV/HK/D	100	120-277	50,000	13000	4000	≥80	Type V	11.81×7.24	1
3667131	Y	SSL-XHC/100W/50/UNV/HK/D	100	120-277	50,000	13000	5000	≥80	Type V	11.81×7.24	1
3667232	Y	SSL-XHC/100W/40/347V/HK/D	100	347	50,000	13000	4000	≥80	Type V	11.81×7.24	1
3667233	Y	SSL-XHC/100W/50/347V/HK/D	100	347	50,000	13000	5000	≥80	Type V	11.81×7.24	1
3667132	Y	SSL-XHC/150W/40/UNV/HK/D	150	120-277	50,000	19500	4000	≥80	Type V	11.81×7.24	1
3667133	Y	SSL-XHC/150W/50/UNV/HK/D	150	120-277	50,000	19500	5000	≥80	Type V	11.81×7.24	1
3667234	Y	SSL-XHC/150W/40/347V/HK/D	150	347	50,000	19500	4000	≥80	Type V	11.81×7.24	1
3667235	Y	SSL-XHC/150W/50/347V/HK/D	150	347	50,000	19500	5000	≥80	Type V	11.81×7.24	1
3667134	Y	SSL-XHC/200W/40/UNV/HK/D	200	120-277	50,000	26000	4000	≥80	Type V	14.37×7.24	1
3667135	Y	SSL-XHC/200W/50/UNV/HK/D	200	120-277	50,000	26000	5000	≥80	Type V	14.37×7.24	1
3667236	Y	SSL-XHC/200W/40/347V/HK/D	200	347	50,000	26000	4000	≥80	Type V	14.37×7.24	1
3667237	Y	SSL-XHC/200W/50/347V/HK/D	200	347	50,000	26000	5000	≥80	Type V	14.37×7.24	1
3660139		SSL-XHC/16/AL/HOOD/90D	90 Degree 16" Aluminium Hood								
3660140		SSL-XHC/16/PC/HOOD/90D	90 Degree 16" Polycarbonate Hood								
3660141		SSL-XHC/COLLAR	Adapter Ring, Required for 100W & 150W HighBay Hood Install								
Consult factory for additional options, Sensor, EM pack, Blue Tooth.											

90 Degree 16" Aluminium Hood
SSL-XHC/16/AL/HOOD/90D

90 Degree 16" Polycarbonate Hood
SSL-XHC/16/PC/HOOD/90D

Tel: 905-479-7093 • Toll Free: 1-888-425-7093 • Email: customerservice@turolight.com • Website: www.turolight.com

Back to Menu >>

TUROLIGHT®

LED FIXTURE

SSL Series

LED High Bay

SSL-UHB

LED High Bay Lighting Fixture with Magnesium Alloy heatsink

Features & Benefits

- cETC listed, DLC Premium
- System light efficacy 130 LPW
- Magnesium Alloy material, lighter in weight
- Tilted heat sink back design for easy wash-off
- Superior electrical and thermal conductivity
- Durable TGIC painting **White** finish, better for tough weather conditions
- 10 ft power cord
- LG LED Chip
- CRI≥80, L70@ 100,000 Hrs
- Voltage 120-277V and 347/480V
- 120° Beam spread
- 1-10V dimming
- IP65 rated, wet location

Warranty

- 5-year limited warranty in commercial use from the date of purchase
- Operating temperature range between -40˚C and +50˚C

Applications

Warehouse/Manufacturing Facilities, Convention Centers/Sporting Arenas
Big-Box Retail Stores, Cold Storage Facilities, Gymnasiums

Dimensional drawing

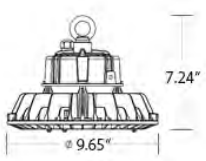

100W

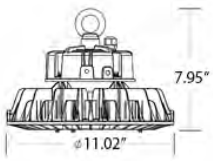

150W

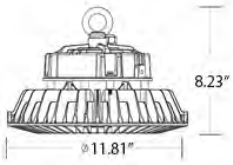

200W

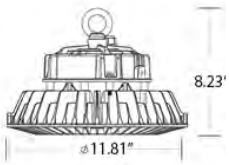

240W

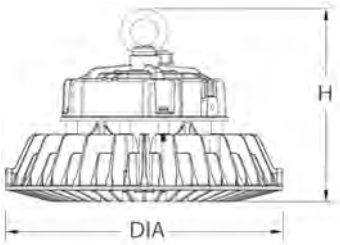

	DIA	H
100W	9.65"	7.24"
150W	11.02"	7.95"
200W	11.81"	8.23"
240W	11.81"	8.23"

Tel: 905-479-7093 • Toll Free: 1-888-425-7093 • Email: customerservice@turolight.com • Website: www.turolight.com

TUROLIGHT®

LED High Bay
SSL-UHB

Ordering Information Example: **SSL-UHB/100W/50/UNV/HK/D**

Family Name	Fixture Type	Wattage	CCT	Voltage (V)	Mounting	Dimmable	Options
SSL (Solid State Lighting)	UHB (Universal High Bay)	100W 150W 200W 240W	50 (5000K)	UNV (120-277V) HVU (347/480V)	HK (Hook Mounting)	D (1-10V dimming)	SSL-UHB/14/AL/HOOD/90D SSL-UHB/16/PC/HOOD/70D SSL-UHB/PC/DIFFUSER/17UP SSL-UHB/JBOX SSL-UHB/SENSOR SSL-UHB/IP65JBOX

HK (Hook Mounting)

Product Specification

Ordering Code	DLC (Premium)	Model Number	Wattage (W)	Input Voltage (V)	Hour Rating	Initial Delivered Lumens (lumen)	CCT (K)	CRI	Dimension DIA×H(inch)	Case QTY.
3666123	Y	SSL-UHB/100W/50/UNV/HK/D	100	120-277V	100,000	13,000	5000	≥80	9.65×7.24	1
3666228	Y	SSL-UHB/100W/50/HVU/HK/D	100	347/480V	100,000	13,000	5000	≥80	9.65×7.24	1
3667115	Y	SSL-UHB/150W/50/UNV/HK/D	150	120-277V	100,000	19,500	5000	≥80	11.02×7.95	1
3667217	Y	SSL-UHB/150W/50/HVU/HK/D	150	347/480V	100,000	19,500	5000	≥80	11.02×7.95	1
3667116	Y	SSL-UHB/200W/50/UNV/HK/D	200	120-277V	100,000	26,000	5000	≥80	11.81×8.23	1
3667218	Y	SSL-UHB/200W/50/HVU/HK/D	200	347/480V	100,000	26,000	5000	≥80	11.81×8.23	1
3667129	Y	SSL-UHB/240W/50/UNV/HK/D	240	120-277V	100,000	34,800	5000	≥80	11.81×8.23	1
3667231	Y	SSL-UHB/240W/50/HVU/HK/D	240	347/480V	100,000	34,800	5000	≥80	11.81×8.23	1
3660041		SSL-UHB/14/AL/HOOD/90D	90 Degree 14" Aluminium Hood							
3660042		SSL-UHB/16/PC/HOOD/70D	70 Degree 16" Polycarbonate Hood							
3660043		SSL-UHB/PC/DIFFUSER/17UP	180 Degree Polycarbonate Diffuser w/ 17% up light.							
3660044		SSL-UHB/JBOX	Junction Box for Conduit Mtg, Through Wiring, White Finish							
3660045		SSL-UHB/SENSOR	Sensor, 120-277V, Daylight & Motion sensing.							
3660046		SSL-UHB/IP65JBOX	IP65 Junction Box (use with Sensor) applications.							

90° Aluminium Reflector
SSL-UHB/14/AL/HOOD/90D

70° PC Reflector
SSL-UHB/16/PC/HOOD/70D

180° PC Lens
SSL-UHB/PC/DIFFUSER/17UP

Junction Box
SSL-UHB/JBOX

Sensor
SSL-UHB/SENSOR

Junction Box (use with sensor)
SSL-UHB/IP65JBOX

Tel: 905-479-7093 • Toll Free: 1-888-425-7093 • Email: customerservice@turolight.com • Website: www.turolight.com

Back to Menu >>

TUROLIGHT®

LED FIXTURE

SSL Series

LED Linear High Bay

SSL-LHB3

Offering quality lighting and excellent energy savings compared to linear fluorescent and HID high bay fixtures.

Features & Benefits

- cUL listed, DLC Premium
- Available with lumen outputs from 11,475 to 34,425 lumens
- System light efficacy ≥ 130 lm/W
- 120-347V Auto-sensing driver
- 0-10V dimming, product can dim down to 10%
- Damp location rated, L70@ 100,000Hrs
- CRI >80
- Formed steel housing with white powder coat finish/ Frosted lens
- 120° Beam spread
- 10' White Cord, 10' Aircraft Cable (set)
- Equipped with 12V receptacle, for Microwave Motion Sensor option

Warranty

- 5-year limited warranty in commercial use from the date of purchase
- Operating temperature range between -20˚C and +50˚C

Applications

Warehouse, Factory, Convention Center, Gymnasium etc.

Dimensional drawing

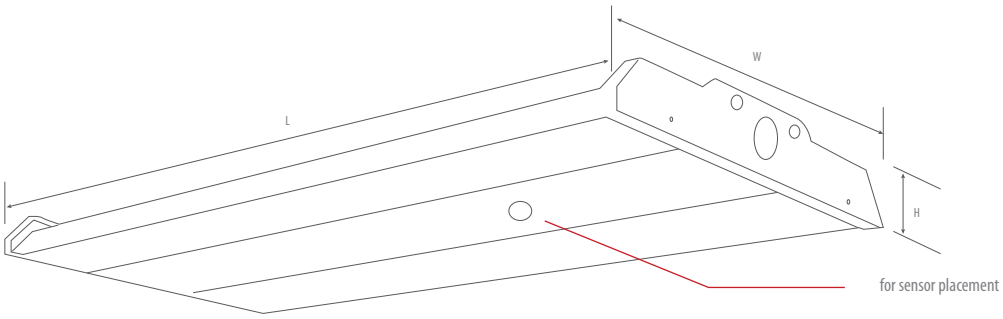

	L	W	H
85W,130W,170W	24.8"	15"	2"
255W	46.5"	18.90"	2"

Tel: 905-479-7093 • Toll Free: 1-888-425-7093 • Email: customerservice@turolight.com • Website: www.turolight.com

Back to Menu >>

TUROLIGHT®

LED Linear High Bay
SSL-LHB3

Ordering Information Example: SSL-LHB3/85W/40/120-347V/AC/D

Family Name	Fixture Type	Wattage	CCT	Voltage (V)	Mounting	Dimmable	Option
SSL (Solid State Lighting)	LHB3 (Linear High Bay)	85W 130W 170W 255W	40 (4000K) 50 (5000K)	120-347V	AC (Aircraft Cable 10' set)	D (Dimmable)	12V Microwave Sensor (Field Install)

Product Specification

Ordering Code	DLC (Premium)	Model Number	Wattage (W)	Input Voltage (V)	Hour Rating	Initial Delivered Lumens (lumen)	CCT (K)	CRI	Dimension L×W×H(inch)	Case QTY.
3666307	Y	SSL-LHB3/85W/40/120-347V/AC/D	85	120-347V	100,000	11475	4000	>80	24.8" x 15" x 2"	1
3666308	Y	SSL-LHB3/85W/50/120-347V/AC/D	85	120-347V	100,000	11475	5000	>80	24.8" x 15" x 2"	1
3667300	Y	SSL-LHB3/130W/40/120-347V/AC/D	130	120-347V	100,000	17550	4000	>80	24.8" x 15" x 2"	1
3667301	Y	SSL-LHB3/130W/50/120-347V/AC/D	130	120-347V	100,000	17550	5000	>80	24.8" x 15" x 2"	1
3667302	Y	SSL-LHB3/170W/40/120-347V/AC/D	170	120-347V	100,000	22950	4000	>80	24.8" x 15" x 2"	1
3667303	Y	SSL-LHB3/170W/50/120-347V/AC/D	170	120-347V	100,000	22950	5000	>80	24.8" x 15" x 2"	1
3668301	Y	SSL-LHB3/255W/40/120-347V/AC/D	255	120-347V	100,000	34425	4000	>80	46.5" x 18.9" x 2"	1
3668302	Y	SSL-LHB3/255W/50/120-347V/AC/D	255	120-347V	100,000	34425	5000	>80	46.5" x 18.9" x 2"	1
3660090		SSL-LHB2/MWG	Medium wire guard (for 90W, 135W, 175W LHB2 & 85W, 130W, 170W LHB3)						25″× 15″	1
3660142		SSL-LHB3/SWG	Large wire guard for 255W						47″× 15.5″	1
3660145		SSL-LHB3/LV/12V/SENSOR	12V DC Microwave Motion Sensor							
3660146		SSL-LHB3/LV/12V/CONTROLLER	12V DC Microwave Motion Sensor Remote Control(required for programing)							

SSL-LHB3/LV/12V/SENSOR

SSL-LHB3/LV/12V/CONTROLLER

Sensor Specifications	
Input voltage	12V DC
Power Consumption	0.1W
Dimming	0-10V
Mounting height	40ft Max.
Detection range	100ft Max.
Op. temperature	-30°F~131°F (-30°C~55°C)
IP rate	IP65
Mode setting	A, B, C, D, E
Dimming level setting	10%, 20%, 30%, 50%, 60%, 70%, 80%, 100%
Delay time setting	10s, 1min, 5min, 10min, 30min
Certification	UL
Warranty	Five year warranty

Sensor Coverage

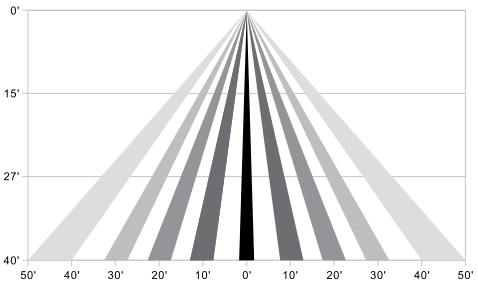

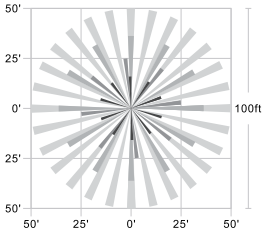

Tel: 905-479-7093 • Toll Free: 1-888-425-7093 • Email: customerservice@turolight.com • Website: www.turolight.com

Back to Menu >>

TUROLIGHT®

LED FIXTURE

SSL Series

LED Linear High Bay

SSL-LHB2

Offering quality lighting and excellent energy savings compared to linear fluorescent and HID high bay fixtures.

Features & Benefits

- CUL listed, DLC Premium
- Available with lumen outputs from 11,700 to 34,715 lumens
- System light efficacy ≥ 130 lm/W
- Voltage 120-277V/ 347V
- 1-10V dimmable
- Damp location rated, L70@ 100,000Hrs
- CRI >80
- Formed steel housing with white powder coat finish/ Frosted lens
- 120° Beam spread
- 10' White Cord, 10' Aircraft Cable (set)

Warranty

- 5-year limited warranty in commercial use from the date of purchase
- Operating temperature range between -20˚C and +50˚C

Applications

Warehouse, Factory, Convention Center, Gymnasium etc.

* DLC under qualifying process Q2, 2018

Dimensional drawing

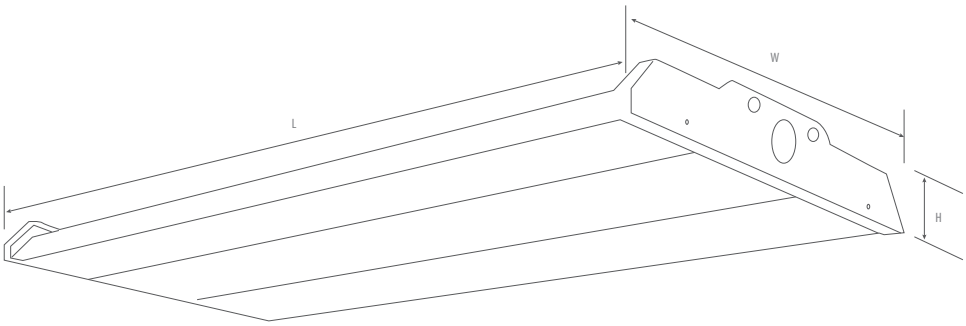

	L	W	H
90W,135W,175W	24.8″	15″	2″
265W	24.8″	18.90″	2″

Tel: 905-479-7093 • Toll Free: 1-888-425-7093 • Email: customerservice@turolight.com • Website: www.turolight.com

TUROLIGHT®

LED Linear High Bay
SSL-LHB2

Ordering Information Example: **SSL-LHB2/90W/40/UNV/AC/D**

Family Name	Fixture Type	Wattage	CCT	Voltage (V)	Mounting	Dimmable
SSL (Solid State Lighting)	LHB2 (Linear High Bay)	90W 135W 175W 265W	40 (4000K) 50 (5000K)	UNV (120-277V) 347(347V)	AC (Aircraft Cable 10' set)	D (Dimmable)

Product Specification

Ordering Code	DLC (Premium)	Model Number	Wattage (W)	Input Voltage (V)	Hour Rating	Initial Delivered Lumens (lumen)	CCT (K)	CRI	Dimension L×W×H(inch)	Case QTY.
3666128	Y	SSL-LHB2/90W/40/UNV/AC/D	90	120-277V	100,000	11,700	4000	>80	24.8″× 15″× 2″	1
3666129	Y	SSL-LHB2/90W/50/UNV/AC/D	90	120-277V	100,000	11,790	5000	>80	24.8″× 15″× 2″	1
3666233	Y	SSL-LHB2/90W/40/347/AC/D	90	347V	100,000	11,700	4000	>80	24.8″× 15″× 2″	1
3666234	Y	SSL-LHB2/90W/50/347/AC/D	90	347V	100,000	11,790	5000	>80	24.8″× 15″× 2″	1
3667117	Y	SSL-LHB2/135W/40/UNV/AC/D	135	120-277V	100,000	17,550	4000	>80	24.8″× 15″× 2″	1
3667118	Y	SSL-LHB2/135W/50/UNV/AC/D	135	120-277V	100,000	17,685	5000	>80	24.8″× 15″× 2″	1
3667219	Y	SSL-LHB2/135W/40/347/AC/D	135	347V	100,000	17,550	4000	>80	24.8″× 15″× 2″	1
3667220	Y	SSL-LHB2/135W/50/347/AC/D	135	347V	100,000	17,685	5000	>80	24.8″× 15″× 2″	1
3667119	Y	SSL-LHB2/175W/40/UNV/AC/D	175	120-277V	100,000	23,140	4000	>80	24.8″× 15″× 2″	1
3667120	Y	SSL-LHB2/175W/50/UNV/AC/D	175	120-277V	100,000	23,318	5000	>80	24.8″× 15″× 2″	1
3667221	Y	SSL-LHB2/175W/40/347/AC/D	175	347V	100,000	23,140	4000	>80	24.8″× 15″× 2″	1
3667222	Y	SSL-LHB2/175W/50/347/AC/D	175	347V	100,000	23,318	5000	>80	24.8″× 15″× 2″	1
3668104	Y	SSL-LHB2/265W/40/UNV/AC/D	265	120-277V	100,000	34,450	4000	>80	24.8″× 18.9″× 2″	1
3668105	Y	SSL-LHB2/265W/50/UNV/AC/D	265	120-277V	100,000	34,715	5000	>80	24.8″× 18.9″× 2″	1
3668204	Y	SSL-LHB2/265W/40/347/AC/D	265	347V	100,000	34,450	4000	>80	24.8″× 18.9″× 2″	1
3668205	Y	SSL-LHB2/265W/50/347/AC/D	265	347V	100,000	34,715	5000	>80	24.8″× 18.9″× 2″	1
3660090		SSL-LHB2/MWG	Medium wire guard (for 90W, 135W, 175W LHB2)							
3660091		SSL-LHB2/LWG	Large wire guard (for 265W LHB2)							

Tel: 905-479-7093 • Toll Free: 1-888-425-7093 • Email: customerservice@turolight.com • Website: www.turolight.com

Back to Menu >>

TUROLIGHT®

LED FIXTURE

SSL Series

100W & 150W

200W

240W & 300W

NEW

LED Area Light

SSL-AL2

Outstanding photometric performance, excellent uniform illumination, low profile construction, high efficacy and long lifespan, it's ideal for commercial lighting application.

Features & Benefits

- cULus listed, DLC Premium
- 120-347 Auto Sensing driver, 1-10V dimming
- Lighting Efficiency 140lm/W
- Optional installation of **Slipfitter**, **Yoke**, **Trunnion** and **Pole** Mount Mounting ordered separately
- IES Type V, Type IV and Type III for optimized light distribution (Type III is default, Type V lens and Type IV lens ordered separately
- Cast aluminium design, Dark Bronze
- 5000K and 4000K avaliable
- CRI>80, L70 @ 50,000 Hrs
- IP65 rated, wet location
- Area light is complete with installed photocell receptacle and "Shorting Cap" for ease of photocell application if desired. Photocell is an option and sold separately.

Warranty

- 5-year limited warranty in commercial use from the date of purchase
- Operating temperature range between -40˚C and +45˚C

Applications

Parks, Shopping Malls, Outlets, Parking Lots, Historical Sites, Road Lighting

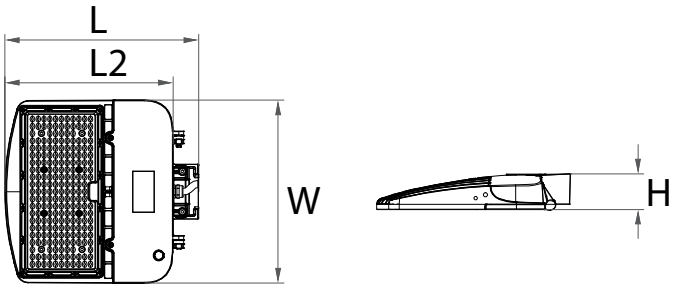

Ordering Information

Example: **SSL-AL2/T3/100W/40/120-347V/DB/D/SCR**

Family Name	Fixture Type	Light Distribution Type	Wattage	CCT	Voltage (V)	Body Finish	Dimmable	Others	Options
SSL (Solid State Lighting)	AL2 (Area Lighter-AL2)	T3 (Type III)*	100W 150W 200W 240W 300W	40 (4000K) 50 (5000K)	120-347V	DB (Dark Bronze)	D (Dimmable)	SCR (shorting cap receptacle)	SSL-AL2/SSF-MTG/DB SSL-AL2/SQ-RD-POLE-MTG/DB SSL-AL2/TRUN-MTG/DB SSL-AL2/YOKEM-MTG/DB SSL-AL2/YOKEL-MTG/DB SSL-AL2/UNV-PC SSL-AL2/HVU-PC SSL-AL2/T4-S/LENSSL SSL-AL2/T4-S/LENSM SSL-AL2/T5/LENSSL SSL-AL2/T5/LENSM SSL-AL/WP/WC SSL-AL/WALL-MTG/DB

* Type III is default, you can order the optional lens separately for Type V (T5) and Type IV (T4).



SSL-AL2/SSF-MTG/DB



SSL-AL2/SQ-RD-POLE-MTG/DB

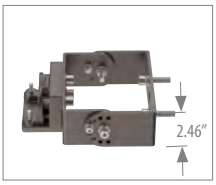

SSL-AL2/TRUN-MTG/DB

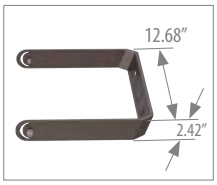

SSL-AL2/YOKEM-MTG/DB
SSL-AL2/YOKEL-MTG/DB

SSL-AL2/UNV-PC
SSL-AL2/HVU-PC

SSL-AL2/T4-S/LENS
SSL-AL2/T5/LENS

Tel: 905-479-7093 • Toll Free: 1-888-425-7093 • Email: customerservice@turolight.com • Website: www.turolight.com

Back to Menu >>

TUROLIGHT®

LED Area Light
SSL-AL2

Product Specification

Ordering Code	DLC Premium	Model Number	Wattage (W)	Input Voltage (V)	Hour Rating	Optics/ Distribution	Initial Delivered Lumens (lm)	CCT (K)	CRI	Dimension L×W×H - L2 (inch)	Case QTY.
3666318	Y	SSL-AL2/T3/100W/40/120-347V/DB/D/SCR	100	120-347	50,000	Type III	14,000	4000	80	13.14 X 12.4 X 2.42 - 11.41	1
3666319	Y	SSL-AL2/T3/100W/50/120-347V/DB/D/SCR	100	120-347	50,000	Type III	14,000	5000	80	13.14 X 12.4 X 2.42 - 11.41	1
3667304	Y	SSL-AL2/T3/150W/40/120-347V/DB/D/SCR	150	120-347	50,000	Type III	21,000	4000	80	13.14 X 12.4 X 2.42 - 11.41	1
3667305	Y	SSL-AL2/T3/150W/50/120-347V/DB/D/SCR	150	120-347	50,000	Type III	21,000	5000	80	13.14 X 12.4 X 2.42 - 11.41	1
3667306	Y	SSL-AL2/T3/200W/40/120-347V/DB/D/SCR	200	120-347	50,000	Type III	28,000	4000	80	14.84 X 12.4 X 2.42 - 13.11	1
3667307	Y	SSL-AL2/T3/200W/50/120-347V/DB/D/SCR	200	120-347	50,000	Type III	28,000	5000	80	14.84 X 12.4 X 2.42 - 13.11	1
3667308	Y	SSL-AL2/T3/240W/40/120-347V/DB/D/SCR	240	120-347	50,000	Type III	33,600	4000	80	22.72 X 12.4 X 2.42 - 20.99	1
3667309	Y	SSL-AL2/T3/240W/50/120-347V/DB/D/SCR	240	120-347	50,000	Type III	33,600	5000	80	22.72 X 12.4 X 2.42 - 20.99	1
3668303	Y	SSL-AL2/T3/300W/40/120-347V/DB/D/SCR	300	120-347	50,000	Type III	42,000	4000	80	22.72 X 12.4 X 2.42 - 20.99	1
3668304	Y	SSL-AL2/T3/300W/50/120-347V/DB/D/SCR	300	120-347	50,000	Type III	42,000	5000	80	22.72 X 12.4 X 2.42 - 20.99	1
3660169		SSL-AL2/SSF-MTG/DB	Male Adjustable Slip Fitter, Dark Bronze (Fits 2 3/8" Tenon)								
3660170		SSL-AL2/SQ-RD-POLE-MTG/DB	Universal Male Straight Arm for Square/Round Pole , Dark Bronze								
3660172		SSL-AL2/TRUN-MTG/DB	Male Adjustable Trunnion Mounting, Dark Bronze								
3660174		SSL-AL2/YOKEM-MTG/DB	Yoke mounting, Dark Bronze (for 100W, 150W and 200W units)								
3660175		SSL-AL2/YOKEL-MTG/DB	Yoke mounting, Dark Bronze (for 240W and 300W units)								
3660177		SSL-AL2/UNV-PC	Photocell control (120 -277V)								
3660178		SSL-AL2/HVU-PC	Photocell control (120-347V)								
3660179		SSL-AL2/T4-S/LENSSL	SSL-AL2 Type IV Lens (for 100W, 150W, 240W and 300W units)								
3660180		SSL-AL2/T4-S/LENSM	SSL-AL2 Type IV Lens (for 200W unit)								
3660181		SSL-AL2/T5/LENSSL	SSL-AL2 Type V Lens (for 100W, 150W, 240W and 300W units)								
3660182		SSL-AL2/T5/LENSM	SSL-AL2 Type V Lens (for 200W unit)								
3660084		SSL-AL/WP/WC	SSL-AL wire to wire connector IP68, 450VAC, GA, AWG 20-14 Black								
3660093		SSL-AL/WALL-MTG/DB	L-Shaped wall mounted bracket, Steel, Dark Bronze, Base W4"xH4", 2 3/8" O.D. tube, 8"H x 4"off-set								

Mounting Options

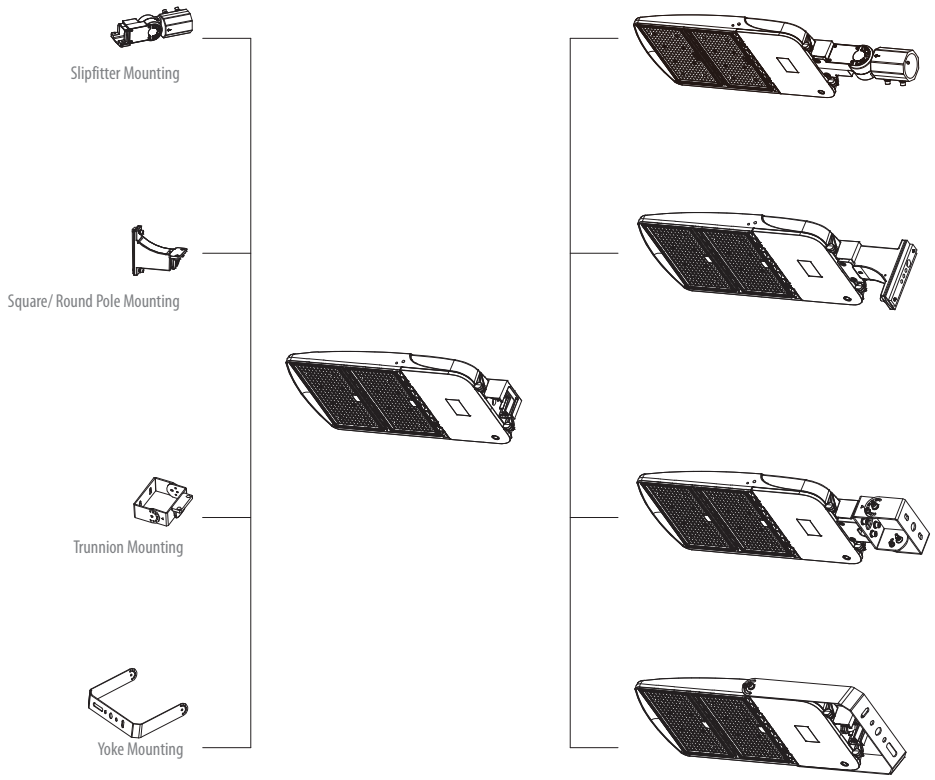

Tel: 905-479-7093 • Toll Free: 1-888-425-7093 • Email: customerservice@turolight.com • Website: www.turolight.com

Back to Menu >>

TUROLIGHT®

LED FIXTURE

SSL Series



70W ~ 150W 200W ~ 300W



Front View Back View

LED Area Light

SSL-AL

Outstanding photometric performance, excellent uniform illumination, low profile construction, high efficacy and long lifespan, it's ideal for commercial lighting application.

Features & Benefits

- cELT listed, DLC Premium, LM79 and LM80 certified
- Die-cast aluminum with durable dark bronze finish
- UL Class II LED driver, 0-10V dimming
  PF>0.98, efficacy 125~130 LPW
- IES Type V and Type III for optimized light distribution
  (Type III lens and Type V lens)
- Optional installation of **Slipfitter**, **Yoke** and **Pole** Mount, mounting ordered separately
- Motion sensor, microwave120-277V and photocell, factory ordered
- 5000K and 4000K avaliable
- CRI>70, L70 @ 50,000 Hrs
- Voltage 120-277V/200-480V
- IP65 rated, wet location

Warranty

- 5-year limited warranty in commercial use from the date of purchase
- Operating temperature range between -40˚C and +50˚C

Applications

Parks, Shopping Malls, Outlets, Plazas, City Halls, Historical Sites, Road Lighting

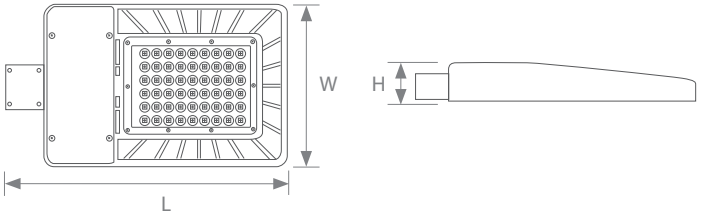

Ordering Information Example: **SSL-AL/T3/150W/50/HVU/DB/D**

Family Name	Fixture Type	Light Distribution Type	Wattage	CCT	Voltage (V)	Body Finish	Dimmable	Options
SSL (Solid State Lighting)	AL (Area Lighter)	T3 (Type III)*	70W 100W 150W 200W 240W 300W	40 (4000K) 50 (5000K)	UNV (120-277V) HVU (200-480V)	DB (Dark Bronze)	D (Dimmable)	SSL-AL/ARM-SSF/DB SSL-AL/YOKE-MTG/DB SSL-AL/SQ-RD-MTG/DB SSL-AL/T5/LENS SSL-AL/PLATE/M SSL-AL/PLATE/L SSL-AL/WP/WC SSL-AL/HS/M SSL-AL/HS/L SSL-FL/SB/ARM-SSF/DB

* Type III is default, you can order the optional lens separately for Type V (T5).



SSL-AL/YOKE-MTG/DB



SSL-AL/ARM-SSF/DB



SSL-AL/SQ-RD-MTG/DB



SSL-AL/T5/LENS

Tel: 905-479-7093 • Toll Free: 1-888-425-7093 • Email: customerservice@turolight.com • Website: www.turolight.com

Back to Menu >>

TUROLIGHT®

LED Area Light
SSL-AL

Product Specification

Ordering Code	DLC Premium	Model Number	Wattage (W)	Input Voltage (V)	Hour Rating	Optics/ Distribution	Initial Delivered Lumens (lm)	CCT (K)	CRI	Dimension L×W×H(inch)	Case QTY.
3666133	Y	SSL-AL/T3/70W/40/UNV/DB/D	70	120-277	50,000	Type III	10,000	4000	70	18.5 X 10.5 X 3.54	1
3666134	Y	SSL-AL/T3/70W/50/UNV/DB/D	70	120-277	50,000	Type III	10,000	5000	70	18.5 X 10.5 X 3.54	1
3666235	Y	SSL-AL/T3/100W/40/HVU/DB/D	100	200-480	50,000	Type III	14,500	4000	70	18.5 X 10.5 X 3.54	1
3666135	Y	SSL-AL/T3/100W/40/UNV/DB/D	100	120-277	50,000	Type III	14,500	4000	70	18.5 X 10.5 X 3.54	1
3666236	Y	SSL-AL/T3/100W/50/HVU/DB/D	100	200-480	50,000	Type III	14,500	5000	70	18.5 X 10.5 X 3.54	1
3666136	Y	SSL-AL/T3/100W/50/UNV/DB/D	100	120-277	50,000	Type III	14,500	5000	70	18.5 X 10.5 X 3.54	1
3667223	Y	SSL-AL/T3/150W/40/HVU/DB/D	150	200-480	50,000	Type III	21000	4000	70	18.5 X 10.5 X 3.54	1
3667121	Y	SSL-AL/T3/150W/40/UNV/DB/D	150	120-277	50,000	Type III	21000	4000	70	18.5 X 10.5 X 3.54	1
3667224	Y	SSL-AL/T3/150W/50/HVU/DB/D	150	200-480	50,000	Type III	21,000	5000	70	18.5 X 10.5 X 3.54	1
3667122	Y	SSL-AL/T3/150W/50/UNV/DB/D	150	120-277	50,000	Type III	21,000	5000	70	18.5 X 10.5 X 3.54	1
3667225	Y	SSL-AL/T3/200W/40/HVU/DB/D	200	200-480	50,000	Type III	28,800	4000	70	21.5 X 16.9 X 3.54	1
3667123	Y	SSL-AL/T3/200W/40/UNV/DB/D	200	120-277	50,000	Type III	28,800	4000	70	21.5 X 16.9 X 3.54	1
3667226	Y	SSL-AL/T3/200W/50/HVU/DB/D	200	200-480	50,000	Type III	28,800	5000	70	21.5 X 16.9 X 3.54	1
3667124	Y	SSL-AL/T3/200W/50/UNV/DB/D	200	120-277	50,000	Type III	28,800	5000	70	21.5 X 16.9 X 3.54	1
3667227	Y	SSL-AL/T3/240W/40/HVU/DB/D	240	200-480	50,000	Type III	34,800	4000	70	21.5 X 16.9 X 3.54	1
3667125	Y	SSL-AL/T3/240W/40/UNV/DB/D	240	120-277	50,000	Type III	34,800	4000	70	21.5 X 16.9 X 3.54	1
3667228	Y	SSL-AL/T3/240W/50/HVU/DB/D	240	200-480	50,000	Type III	34,800	5000	70	21.5 X 16.9 X 3.54	1
3667126	Y	SSL-AL/T3/240W/50/UNV/DB/D	240	120-277	50,000	Type III	34,800	5000	70	21.5 X 16.9 X 3.54	1
3668206	Y	SSL-AL/T3/300W/40/HVU/DB/D	300	200-480	50,000	Type III	44,000	4000	70	21.5 X 16.9 X 3.54	1
3668106	Y	SSL-AL/T3/300W/40/UNV/DB/D	300	120-277	50,000	Type III	44,000	4000	70	21.5 X 16.9 X 3.54	1
3668207	Y	SSL-AL/T3/300W/50/HVU/DB/D	300	200-480	50,000	Type III	44,000	5000	70	21.5 X 16.9 X 3.54	1
3668107	Y	SSL-AL/T3/300W/50/UNV/DB/D	300	120-277	50,000	Type III	44,000	5000	70	21.5 X 16.9 X 3.54	1
3660078		SSL-AL/ARM-SSF/DB	Male Adjustable Slip Fitter for Area Light , 3x18AWG SJTW Cable Installed , Dark Bronze								
3660079		SSL-AL/YOKE-MTG/DB	Male Adjustable Trunnion Mounting for Area Light , Dark Bronze (** for use with SSL-AL/WP/WC)								
3660080		SSL-AL/SQ-RD-MTG/DB	Universal Male Straight Arm for Square/Round Pole , Dark Bronze								
3660081		SSL-AL/T5/LENS	SSL-AL Type V Lens								
3660082		SSL-AL/PLATE/M	SSL-AL Drilled Driver Compartment Cover for Motion Sensor 70/100/150W, Dark Bronze								
3660083		SSL-AL/PLATE/L	SSL-AL Drilled Driver Compartment Cover for Motion Sensor 200/240/300W, Dark Bronze								
3660084		SSL-AL/WP/WC	SSL-AL Wire to Wire Connector IP68, 450VAC, GA, AWG 20-14 Black (** Suggested use with SSL-AL/YOKE-MTG/DB)								
3660085		SSL-AL/HS/M	House Shield for SSL-AL 70/100/160W , Dark Bronze								
3660086		SSL-AL/HS/L	House Shield for SSL-AL 200/240/300W , Dark Bronze								
3660093		SSL-AL/WALL-MTG/DB	90° Wall Mount with 2-3/8" O.D. Tenon								

EPA Calculation

Wattage	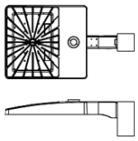	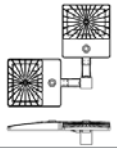	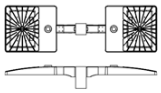	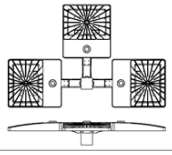	
SSL-AL/T3/70W	0.43	0.59	0.86	0.86	0.86
SSL-AL/T3/100W	0.43	0.59	0.86	0.86	0.86
SSL-AL/T3/150W	0.43	0.59	0.86	0.86	0.86
SSL-AL/T3/200W	0.46	0.68	0.92	0.92	0.92
SSL-AL/T3/240W	0.46	0.68	0.92	0.92	0.92
SSL-AL/T3/300W	0.46	0.68	0.92	0.92	0.92

Mounting Options

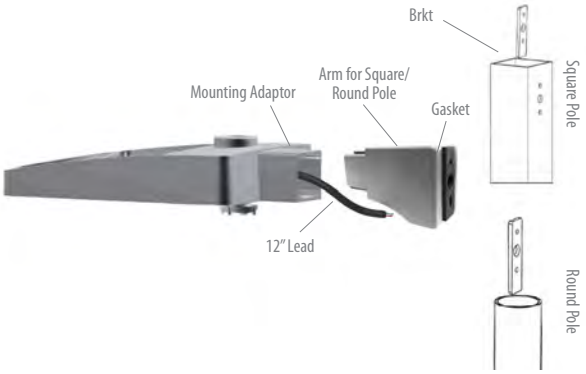

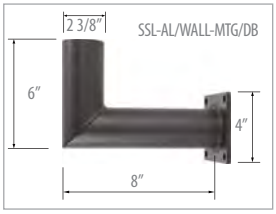

The 90° wall mount bracket with 2-3/8" tenon attaches an floodlight to almost any surface: wall, roof, or wood pole.

Tel: 905-479-7093 • Toll Free: 1-888-425-7093 • Email: customerservice@turolight.com • Website: www.turolight.com

Back to Menu >>

TUROLIGHT®

LED FIXTURE

SSL Series

NEW

LED Mini Flood

SSL-MFL

Enhanced LED performance in a classic design
Multiple Kelvin Selection

Kunckle Mount

Trunnion Mount

c UL us LISTED

Features & Benefits

- cULus listed
- Switchable CCT (30K/40K/50K)
- Optional installation of **Kunckle** and **Trunnion** Mount
- IP 65, Wet location rated
- 120 Voltage, CRI≥70
- Dark bronze coat finish
- L70 @ 50,000 Hrs

Warranty

- 5-year limited warranty in commercial use from the date of purchase
- Operating temperature range between -40˚C and +45˚C

Applications

Building facades, displays, landscaping, security lighting, walkways and other work areas

Dimensional drawing

30W

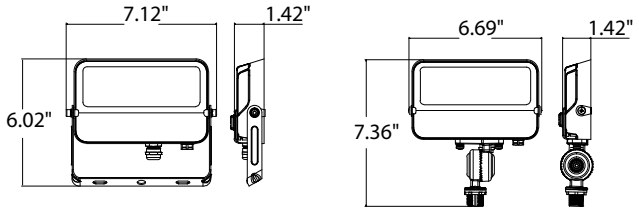

50W

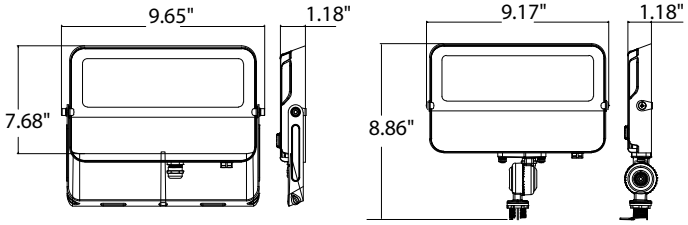

Ordering Information

Example: **SSL-MFL/30W/MK/120V/DB/KNC**

Family Name	Fixture Type	Wattage	CCT (Kelvin)	Voltage	Finish	Mounting
SSL (Solid State Lighting)	MFL (LED Mini Flood)	30W 50W	MK (Multi CCT)	120V	DB (Dark Bronze)	KNC (Kunckle Mounting) TRU (Trunnion Mounting)

Product Specification

Ordering Code	Model Number	Wattage (W)	Input Voltage (V)	Hour Rating	Initial Delivered Lumens (lumen)	CCT (K)	CRI	Wet Location	Case QTY.
3664153	SSL-MFL/30W/MK/120V/DB/KNC	30	120V	50,000	3150	30-40-50	≥70	Yes	24
3664154	SSL-MFL/30W/MK/120V/DB/TRU	30	120V	50,000	3150	30-40-50	≥70	Yes	24
3665170	SSL-MFL/50W/MK/120V/DB/KNC	50	120V	50,000	5250	30-40-50	≥70	Yes	16
3665171	SSL-MFL/50W/MK/120V/DB/TRU	50	120V	50,000	5250	30-40-50	≥70	Yes	16

Tel: 905-479-7093 • Toll Free: 1-888-425-7093 • Email: customerservice@turolight.com • Website: www.turolight.com

Back to Menu >>

TUROLIGHT®

LED FIXTURE

SSL Series

Knuckle Mounting

LED Slim Flood

SSL-SFL1

The Mini LED floodlights replace 50W, 100W and 150W pulse start metal halide floodlights
Applications include building facades, landscaping, security lighting and walkways.

c UL us LISTED FC

Features & Benefits

- CUL listed
- Available with lumen outputs from 1,500 to 5,400 lumens
  Consumes 15W-45W to replace 50W-150W MH light
- Rugged Die-cast aluminum housing
- UV resistant dark bronze powder body finish
- Traditional 1/2" NPS threaded adjustable knuckle mounting
  Trunnion and wall mount (only for 30W & 45W) optional
- Wet location rated
- Voltage 120-277V
- CRI≥70, L70 @ 50,000 Hrs

Warranty

- 5-year limited warranty in commercial use from the date of purchase
- Operating temperature range between -40˚C and +45˚C

Product Specification

Ordering Code	Model Number	Description	Wattage (W)	Input Voltage (V)	Hour Rating	Beam Pattern NEMA	Initial Delivered Lumens (lm)	CCT (K)	CRI	Dimension L×W×H(inch)	Case QTY.
3663100	SSL-SFL1/15W/50/UNV/DB/KNC	15W, 50K, 120-277V, Dark Bronze, Knuckle	15	120-277	50,000	7H×7V	1500	5000K	70	4.72 X 2.95 X 1.27	1
3665113	SSL-SFL1/30W/50/UNV/DB/KNC	30W, 50K, 120-277V, Dark Bronze, Knuckle	30	120-277	50,000	7H×7V	3000	5000K	70	7.08 X 4.42 X 1.61	1
3664122	SSL-SFL1/30W/50/UNV/DB/WM	30W, 50K, 120-277V, Dark Bronze, Wall Mount	30	120-277	50,000	7H×7V	3000	5000K	70	7.08 X 4.42 X 1.61	1
3665114	SSL-SFL1/45W/50/UNV/DB/KNC	45W, 50K, 120-277V, Dark Bronze, Knuckle	45	120-277	50,000	7H×7V	5400	5000K	70	8.26 X 5.16 X 2.45	1

Applications

Building facades, displays, landscaping, security lighting, walkways and other work areas.

Ordering Information

Example: SSL-SFL1/15W/50/UNV/DB/KNC

Family Name	Fixture Type	Wattage	CCT	Voltage (V)	Body Dinish	Mounting
SSL (Solid State Lighting)	SFL1 (Slim Flood)	15W 30W 45W	50 (5000K)	UNV (120~277V)	DB (Dark Bronze)	KNC (Knuckle) WM (Wall Mount) TR (Trunnion)

Mounting Options

Trunnion Mount



Wall Mount (30W & 45W ONLY)
4 & 5"J-box mounting

Tel: 905-479-7093 • Toll Free: 1-888-425-7093 • Email: customerservice@turolight.com • Website: www.turolight.com

Back to Menu >>

TUROLIGHT®

LED FIXTURE

SSL Series

NEW

LED Glass Wall Pack

SSL-WP1T

Enhanced LED performance in a classic design with glass lens
120-347V Auto-Sensing Driver
Multiple Wattage and Multiple Kelvin Selection

c UL us LISTED FC

Features & Benefits

- cULus listed
- 120-347V Auto Sensing driver, 0-10V dimming
- Switchable CCT (30K/40K/50K), Switchable Wattage
- Die-cast aluminum with durable dark bronze coat finish
- Wet location rated
- Junction box or wall mounted directly
- CRI≥80, L70 @ 50,000 Hrs
- Photocell Sensor optional

Warranty

- 5-year limited warranty in commercial use from the date of purchase
- Operating temperature range between -40˚C and +40˚C

Applications

Security, pathway and perimeter lighting, Building entryways and walkways

Dimensional drawing

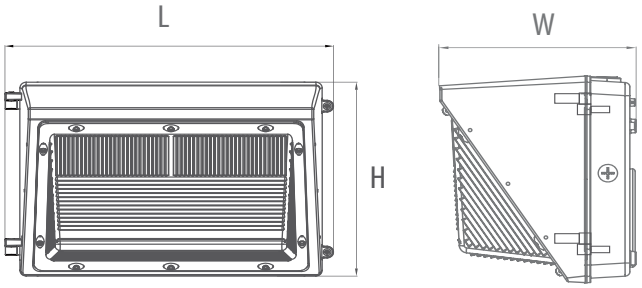

Ordering Information

Example: **SSL-WP1T/60M/MW/MK/120-347V/D/DB**

Family Name	Fixture Type	Size	Wattage	CCT (Kelvin)	Voltage	Dimmable	Finish	Options
SSL (Solid State Lighting)	WP1T (LED Glass Wall Pack)	60M (Max 60w) 100L (Max 100w)	MW (Multi Wattage)	MK (Multi CCT)	120-347V	D (Dimmable)	DB (Dark Bronze)	Photocell Sensor

Product Specification

Ordering Code	Model Number	Wattage (W)	Input Voltage (V)	Hour Rating	Initial Delivered Lumens (lumen)	CCT (K)	CRI	Wet Location	Dimension L×W×H(inch)	Case QTY.
3680304	SSL-WP1T/60M/MW/MK/120-347V/D/DB	60-40-28	120-347V	50,000	7200-4800-3360	30-40-50	≥80	Yes	14.3″ x 9″ x7.8″	2
3680305	SSL-WP1T/100L/MW/MK/120-347V/D/DB	100-90-80-70	120-347V	50,000	12000-10800-9600-8400	30-40-50	≥80	Yes	14.3″ x 9″ x7.8″	2

Tel: 905-479-7093 • Toll Free: 1-888-425-7093 • Email: customerservice@turolight.com • Website: www.turolight.com

Back to Menu >>

TUROLIGHT®

LED FIXTURE

SSL Series

LED Wall Pack

SSL-WP1S

Enhanced LED performance in a classic design, offers efficiently deliver lumens, and consume less energy than traditional wall pack technologies.

Features & Benefits

- cUL listed, DLC qualified
- Available with lumen outputs from 3,550 to 15,000
- LM-80 certified high performance and reliable lumileds LEDS
- Die-cast aluminum with durable dark bronze finish
- Wet location rated
- Junction box or wall mounted directly
- CRI≥70, L70 @ 50,000 Hrs
- Voltage 120-277V/347V-480V
- Photocell Sensor optional 120-277V only
- Polycarbonate lens with UV stabilizers

Warranty

- 5-year limited warranty in commercial use from the date of purchase
- Operating temperature range between -40˚C and +40˚C

Applications

Security, pathway and perimeter lighting, Building entryways and walkways

Product Specification

Ordering Code	DLC*	Model Number	Description	Wattage (W)	Input Voltage (V)	Hour Rating	Optics/ Distribution	Initial Delivered Lumens (lm)	CCT (K)	CRI	Dimension L×W×H(inch)	Case QTY.
3664131	Y/P	SSL-WP1S/30W/40/UNV/DB	30W LED Wall Pack, 40K, 120-277V, Dark Bronze	30	120-277V	50,000	H110°×V100°	3550	4000	70	14.21 x 7.2 x 9.25	1
3664127	Y/P	SSL-WP1S/30W/50/UNV/DB	30W LED Wall Pack, 50K, 120-277V, Dark Bronze	30	120-277V	50,000	H110°×V100°	3600	5000	70	14.21 x 7.2 x 9.25	1
3665152	Y/P	SSL-WP1S/40W/40/UNV/DB	40W LED Wall Pack, 40K, 120-277V, Dark Bronze	40	120-277V	50,000	H110°×V100°	5000	4000	70	14.21 x 7.2 x 9.25	1
3665141	Y/P	SSL-WP1S/40W/50/UNV/DB	40W LED Wall Pack, 50K, 120-277V, Dark Bronze	40	120-277V	50,000	H110°×V100°	5100	5000	70	14.21 x 7.2 x 9.25	1
3665247	Y/P	SSL-WP1S/40W/40/HVU/DB	40W LED Wall Pack, 40K, 347-480V, Dark Bronze	40	347-480V	50,000	H110°×V100°	5000	4000	70	14.21 x 7.2 x 9.25	1
3665229	Y/P	SSL-WP1S/40W/50/HVU/DB	40W LED Wall Pack, 50K, 347-480V, Dark Bronze	40	347-480V	50,000	H110°×V100°	5100	5000	70	14.21 x 7.2 x 9.25	1
3666138	Y	SSL-WP1S/65W/40/UNV/DB	65W LED Wall Pack, 40K, 120-277V, Dark Bronze	65	120-277V	50,000	H110°×V100°	7800	4000	70	14.21 x 7.2 x 9.25	1
3666127	Y	SSL-WP1S/65W/50/UNV/DB	65W LED Wall Pack, 50K, 120-277V, Dark Bronze	65	120-277V	50,000	H110°×V100°	7900	5000	70	14.21 x 7.2 x 9.25	1
3666241	Y	SSL-WP1S/65W/40/HVU/DB	65W LED Wall Pack, 40K, 347-480V, Dark Bronze	65	347-480V	50,000	H110°×V100°	7800	4000	70	14.21 x 7.2 x 9.25	1
3666232	Y	SSL-WP1S/65W/50/HVU/DB	65W LED Wall Pack, 50K, 347-480V, Dark Bronze	65	347-480V	50,000	H110°×V100°	7900	5000	70	14.21 x 7.2 x 9.25	1
3666139	Y	SSL-WP1S/90W/40/UNV/DB	90W LED Wall Pack, 40K, 120-277V, Dark Bronze	90	120-277V	50,000	H110°×V100°	10000	4000	70	14.21 x 7.2 x 9.25	1
3666251	-	SSL-WP1S/90W/40/HVU/DB	90W LED Wall Pack, 40K, 347-480V, Dark Bronze	90	347-480V	50,000	H110°×V100°	10000	4000	70	14.21 x 7.2 x 9.25	1
3666140	Y	SSL-WP1S/90W/50/UNV/DB	90W LED Wall Pack, 50K, 120-277V, Dark Bronze	90	120-277V	50,000	H110°×V100°	10500	5000	70	14.21 x 7.2 x 9.25	1
3666252	-	SSL-WP1S/90W/50/HVU/DB	90W LED Wall Pack, 50K, 347-480V, Dark Bronze	90	347-480V	50,000	H110°×V100°	10500	5000	70	14.21 x 7.2 x 9.25	1
3667140	-	SSL-WP1S/120W/40/UNV/DB	120W LED Wall Pack, 40K, 120-277V, Dark Bronze	120	120-277V	50,000	H110°×V100°	14500	4000	70	14.21 x 7.2 x 9.25	1
3667247	-	SSL-WP1S/125W/40/HVU/DB	125W LED Wall Pack, 40K, 347-480V, Dark Bronze	125	347-480V	50,000	H110°×V100°	14500	4000	70	14.21 x 7.2 x 9.25	1
3667141	-	SSL-WP1S/120W/50/UNV/DB	120W LED Wall Pack, 50K, 120-277V, Dark Bronze	120	120-277V	50,000	H110°×V100°	15000	5000	70	14.21 x 7.2 x 9.25	1
3667248	-	SSL-WP1S/125W/50/HVU/DB	125W LED Wall Pack, 50K, 347-480V, Dark Bronze	125	347-480V	50,000	H110°×V100°	15000	5000	70	14.21 x 7.2 x 9.25	1
3660024		JC-403	Photocell Sensor, for Wall Pack 120-277V application only				Photocell					

*DLC Premium (Y/P)

Tel: 905-479-7093 • Toll Free: 1-888-425-7093 • Email: customerservice@turolight.com • Website: www.turolight.com

Back to Menu >>

LED Wall Pack
SSL-WP1S

Ordering Information Example: **SSL-WP1S/30W/50/UNV/DB**

Family Name	Fixture Type	Wattage	CCT	Voltage (V)	Body Finish	Mounting	Options
SSL (Solid State Lighting)	WP1S(Wall Pack)	30W, 40W 65W, 90W 120W, 125W	40 (4000K) 50 (5000K)	UNV (120-277V) HVU (347-480V)	DB (Dark Bronze)	Wall	Photocell Sensor

Photometrics

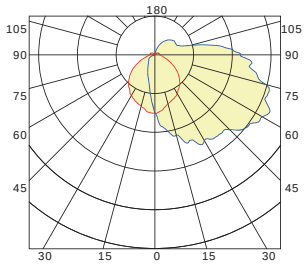

Dimensional Drawing

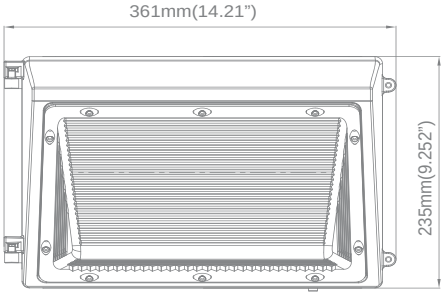

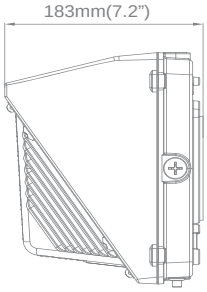

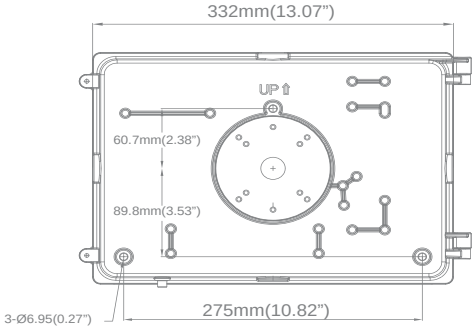

Wiring Instruction (With Photocell)

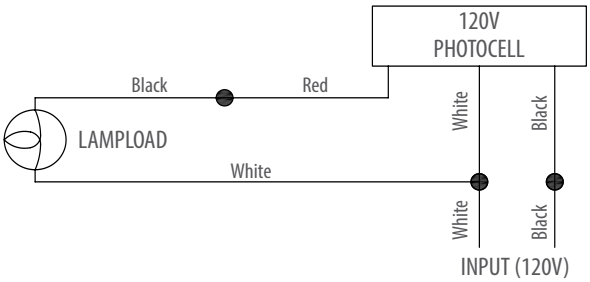

Tel: 905-479-7093 • Toll Free: 1-888-425-7093 • Email: customerservice@turolight.com • Website: www.turolight.com

Back to Menu >>

TUROLIGHT®

LED FIXTURE

SSL Series

NEW

Full Cutoff LED Wall Pack

SSL-WP3T

Enhanced LED performance in a classic design
120-347V Auto-Sensing Driver
Multiple Wattage and Multiple Kelvin Selection

Medium Size

Large Size

c UL us LISTED

Features & Benefits

- cULus listed
- 120-347V Auto Sensing driver, 0-10V dimming
- Switchable CCT (30K/40K/50K), Switchable Wattage
- Die-cast aluminum with durable dark bronze coat finish
- Ip 65, Wet location rated
- 2 Fixture selection offers 18 possible solutions per fixture
- CRI≥80, L70 @ 50,000 Hrs
- Photocell Sensor installed

Warranty

- 5-year limited warranty in commercial use from the date of purchase
- Operating temperature range between -40˚C and +50˚C

Applications

Security, pathway and perimeter lighting, Building entryways and walkways

Dimensional drawing

Large Size

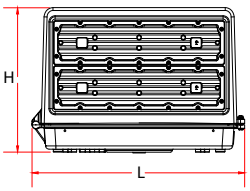

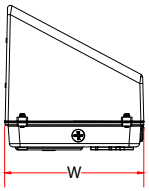

Medium Size

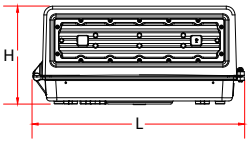

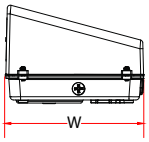

Ordering Information

Example: **SSL-WP3T/60M/MW/MK/120-347V/D/PC/DB**

Family Name	Fixture Type	Size	Wattage	CCT (Kelvin)	Voltage	Dimmable	Body	Finish
SSL (Solid State Lighting)	WP3T (Full Cutoff LED Wall Pack)	60M (Max 60w Medium Size) 150L (Max 150w Large Size)	MW (Multi Wattage)	MK (Multi CCT)	120-347V	D (Dimmable)	PC (Polycarbonate)	DB (Dark Bronze)

Product Specification

Ordering Code	Model Number	Wattage (W)	Input Voltage (V)	Hour Rating	Initial Delivered Lumens (lumen)	CCT (K)	CRI	Wet Location	Dimension L×W×H(inch)	Case QTY.
3680302	SSL-WP3T/60M/MW/MK/120-347V/D/PC/DB	60-40-25	120-347V	50,000	7800-5200-3250	30-40-50	≥80	Yes	14.17″×9.29″×6.54″	1
3680303	SSL-WP3T/150L/MW/MK/120-347V/D/PC/DB	150-120-90	120-347V	50,000	18400-15600-11700	30-40-50	≥80	Yes	14.17″×9.29″×9.65″	1

Tel: 905-479-7093 • Toll Free: 1-888-425-7093 • Email: customerservice@turolight.com • Website: www.turolight.com

Back to Menu >>

TUROLIGHT®

LED FIXTURE

SSL Series

90W ~ 135W

27W ~ 70W

Full Cutoff LED Wall Pack

SSL-WP3S

Enhanced LED performance in a classic design, offer maximum light output for general purpose area and security lighting.

Features & Benefits

- cUL listed, DLC
- Available with lumen outputs from 3,800 to 18,000 lumens
- Die-cast aluminum with durable dark bronze coat finish
- Wet location rated
- Junction box or wall mounted directly
- CRI=70, L70 @ 50,000 Hrs
- Voltage 120-277V/347V
- Photocell Sensor optional

Warranty

- 5-year limited warranty in commercial use from the date of purchase
- Operating temperature range between -40˚C and +45˚C

Applications

Security, pathway and perimeter lighting, Building entryways and walkways

Product Specification

Ordering Code	DLC	Model Number	Description	Wattage (W)	Input Voltage (V)	Hour Rating	Optics/ Distribution	Lumens (lm)	CCT (K)	CRI	Dimension L×W×H(inch)	Case QTY.
3664132	Y	SSL-WP3S/27W/40/UNV/DB	27W LED Full Cut Off Wall Pack, 40K, 120-277V, Dark Bronze	27	120-277	50,000	TYPE III	3800	4000	70	14.21 x 7.99 x 9.24	1
3664133	Y	SSL-WP3S/27W/50/UNV/DB	27W LED Full Cut Off Wall Pack, 50K, 120-277V, Dark Bronze	27	120-277	50,000	TYPE III	3850	5000	70	14.21 x 7.99 x 9.24	1
3665153	Y	SSL-WP3S/45W/40/UNV/DB	45W LED Full Cut Off Wall Pack, 40K, 120-277V, Dark Bronze	45	120-277	50,000	TYPE III	6300	4000	70	14.21 x 7.99 x 9.24	1
3665154	Y	SSL-WP3S/45W/50/UNV/DB	45W LED Full Cut Off Wall Pack, 50K, 120-277V, Dark Bronze	45	120-277	50,000	TYPE III	6350	5000	70	14.21 x 7.99 x 9.24	1
3665248	Y	SSL-WP3S/45W/40/347V/DB	45W LED Full Cut Off Wall Pack, 40K, 347V, Dark Bronze	45	347	50,000	TYPE III	6300	4000	70	14.21 x 7.99 x 9.24	1
3665249	Y	SSL-WP3S/45W/50/347V/DB	45W LED Full Cut Off Wall Pack, 50K, 347V, Dark Bronze	45	347	50,000	TYPE III	6350	5000	70	14.21 x 7.99 x 9.24	1
3666141	Y	SSL-WP3S/70W/40/UNV/DB	70W LED Full Cut Off Wall Pack, 40K, 120-277V, Dark Bronze	70	120-277	50,000	TYPE III	9700	4000	70	14.21 x 7.99 x 9.24	1
3666142	Y	SSL-WP3S/70W/50/UNV/DB	70W LED Full Cut Off Wall Pack, 50K, 120-277V, Dark Bronze	70	120-277	50,000	TYPE III	9750	5000	70	14.21 x 7.99 x 9.24	1
3666242	Y	SSL-WP3S/70W/40/347V/DB	70W LED Full Cut Off Wall Pack, 40K, 347V, Dark Bronze	70	347	50,000	TYPE III	9700	4000	70	14.21 x 7.99 x 9.24	1
3666243	Y	SSL-WP3S/70W/50/347V/DB	70W LED Full Cut Off Wall Pack, 50K, 347V, Dark Bronze	70	347	50,000	TYPE III	9750	5000	70	14.21 x 7.99 x 9.24	1
3666143	Y	SSL-WP3S/90W/40/UNV/DB	90W LED Full Cut Off Wall Pack, 40K, 120-277V, Dark Bronze	90	120-277	50,000	TYPE III	12200	4000	70	18.1 x 9.02 x 9.75	1
3666144	Y	SSL-WP3S/90W/50/UNV/DB	90W LED Full Cut Off Wall Pack, 50K, 120-277V, Dark Bronze	90	120-277	50,000	TYPE III	12300	5000	70	18.1 x 9.02 x 9.75	1
3666244	Y	SSL-WP3S/90W/40/347/DB	90W LED Full Cut Off Wall Pack, 40K, 347V, Dark Bronze	90	347	50,000	TYPE III	12200	4000	70	18.1 x 9.02 x 9.75	1
3666245	Y	SSL-WP3S/90W/50/347/DB	90W LED Full Cut Off Wall Pack, 50K, 347V, Dark Bronze	90	347	50,000	TYPE III	12300	5000	70	18.1 x 9.02 x 9.75	1
3667127	Y	SSL-WP3S/135W/40/UNV/DB	135W LED Full Cut Off Wall Pack, 40K, 120-277V, Dark Bronze	135	120-277	50,000	TYPE III	18000	4000	70	18.1 x 9.02 x 9.75	1
3667128	Y	SSL-WP3S/135W/50/UNV/DB	135W LED Full Cut Off Wall Pack, 50K, 120-277V, Dark Bronze	135	120-277	50,000	TYPE III	18000	5000	70	18.1 x 9.02 x 9.75	1
3667229	Y	SSL-WP3S/135W/40/347/DB	135W LED Full Cut Off Wall Pack, 40K, 347V, Dark Bronze	135	347	50,000	TYPE III	18000	4000	70	18.1 x 9.02 x 9.75	1
3667230	Y	SSL-WP3S/135W/50/347/DB	135W LED Full Cut Off Wall Pack, 50K, 347V, Dark Bronze	135	347	50,000	TYPE III	18000	5000	70	18.1 x 9.02 x 9.75	1
		JL-403C	Photocell Sensor, for Wall Pack UNV									

Photocell

Tel: 905-479-7093 • Toll Free: 1-888-425-7093 • Email: customerservice@turolight.com • Website: www.turolight.com

Back to Menu >>

TUROLIGHT®

Full Cutoff LED Wall Pack

SSL-WP3S

Ordering Information

Example: **SSL-WP3S/27W/40/UNV/DB**

Family Name	Fixture Type	Wattage	CCT	Voltage (V)	Body Finish	Mounting	Options
SSL (Solid State Lighting)	WP3S (Full Cutoff Wall Pack)	27W 45W 70W 90W 135W	40 (4000K) 50 (5000K)	UNV(120-277V) 347V	DB (Dark Bronze)	Wall	Photocell Sensor

Dimensional Drawing

27W~70W OUTPUT

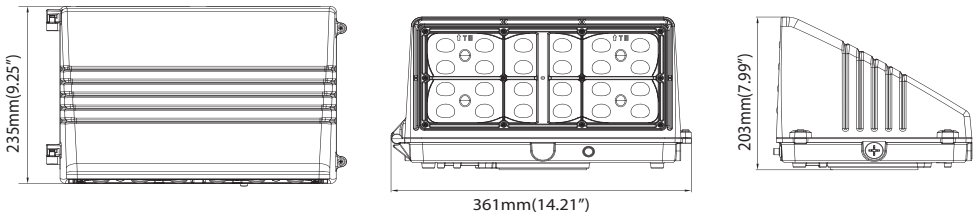

Net Weight
27W: 5.774lb
45W: 5.983lb
70W: 6.164lb

90W~135W OUTPUT

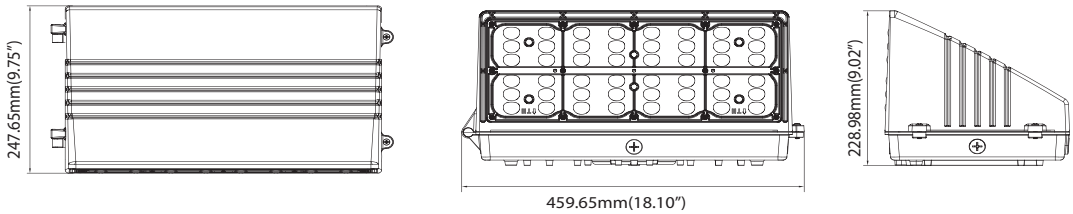

Net Weight
90W: 10.478lb
135W: 10.952lb

Wiring Instruction (With Photocell)

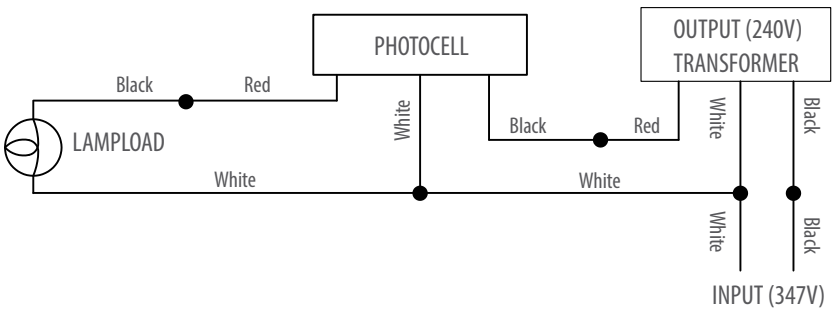

Tel: 905-479-7093 • Toll Free: 1-888-425-7093 • Email: customerservice@turolight.com • Website: www.turolight.com

Back to Menu >>

TUROLIGHT®

LED FIXTURE

SSL Series

NEW

LED Doorway Light

SSL-DW2

Enhanced LED performance in a classic design, offers maximum light output for general purpose area, and security lighting.

Multiple Kelvin Selection

c UL us LISTED

Features & Benefits

- cULus listed
- Switchable CCT (30K/40K/50K)
- 120-277 Voltage, CRI≥70
- IP 65, Wet location rated
- Die-cast aluminum, PC Lens
- Dark bronze coat finish
- L70 @ 50,000 Hrs
- Photocell Sensor installed
- Junction box mounted

Warranty

- 5-year limited warranty in commercial use from the date of purchase
- Operating temperature range between -40˚C and +40˚C

Applications

Security, entryways, stairways, storage, and perimeter areas, as well as residential exteriors

Dimensional drawing

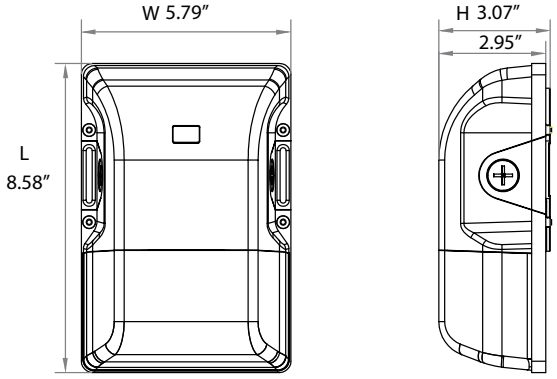

Ordering Information

Example: **SSL-DW2/15W/MK/UNV/PC/DB**

Family Name	Fixture Type	Wattage	CCT (Kelvin)	Voltage	Lens	Finish
SSL (Solid State Lighting)	DW2 (LED Doorway Light)	15W 26W	MK (Multi CCT)	UNV (120-277V)	PC (Polycarbonate)	DB (Dark Bronze)

Product Specification

Ordering Code	Model Number	Wattage (W)	Input Voltage (V)	Hour Rating	Initial Delivered Lumens (lumen)	CCT (K)	CRI	Wet Location	Dimension L×W×H(inch)	Case QTY.
3662157	SSL-DW2/15W/MK/UNV/PC/DB	15	120-277V	50,000	1950	30-40-50	≥70	Yes	8.58 X 5.79 X 3.07	10
3664152	SSL-DW2/26W/MK/UNV/PC/DB	26	120-277V	50,000	3225	30-40-50	≥70	Yes	8.58 X 5.79 X 3.07	10

Tel: 905-479-7093 • Toll Free: 1-888-425-7093 • Email: customerservice@turolight.com • Website: www.turolight.com

Back to Menu >>

TUROLIGHT®

LED FIXTURE

SSL Series

LED Outdoor Commercial Entry Light

SSL-DW1

Enhanced LED performance in a classic design, offers maximum light output for general purpose area and security lighting, efficiently deliver lumens, and consume less energy than traditional wall mount technologies.

Lens Clear

Lens Frost

Features & Benefits

- CUL listed, DLC
- Available with lumen outputs from 1600 to 2700 lumens
- LM-80 certified high performance and reliable lumileds LEDS
- Die-cast aluminum with durable dark bronze body finish
- Wet location rated
- Junction box or wall mounted directly
- CRI≥70*, L70 @ 50,000 Hrs
- PC Lens clear or frost optional

* For details, see product specification below

Warranty

- 5-year limited warranty in commercial use from the date of purchase
- Operating temperature range between -40˚C and +40˚C

Product Specification

Ordering Code	DLC	Model Number	Description	Wattage (W)	Input Voltage (V)	Hour Rating	Optics/ Distribution	Initial Delivered Lumens (lm)	CCT (K)	CRI	Dimension L×W×H(inch)	Case QTY.
3662105	Y	SSL-DW1/15W/50/120/F/DB	LED 15W, 50K, 120V, PC Lens Frost, Dark Bronze	15	120	50,000	H105° x V90°	1600	5000K	82	5.48 x 3.52 x 8.38	12
3663109	Y	SSL-DW1/17W/50/120/F/DB	LED 17W, 50K, 120V, PC Lens Frost, Dark Bronze	17	120	50,000	H90° x V110°	2000	5000K	70	5.48 x 3.52 x 8.38	12
3664102	Y	SSL-DW1/25W/50/120/F/DB	LED 25W, 50K, 120V, PC Lens Frost, Dark Bronze	25	120	50,000	H90° x V110°	2700	5000K	70	5.48 x 3.52 x 8.38	12
3663106	Y	SSL-DW1/17W/50/120/C/DB	LED 17W, 50K, 120V, PC Lens Clear, Dark Bronze	17	120	50,000	H90° x V70°	1700	5000K	82	5.48 x 3.52 x 8.38	12
3664103	Y	SSL-DW1/25W/50/120/C/DB	LED 25W, 50K, 120V, PC Lens Clear, Dark Bronze	25	120	50,000	H90° x V70°	2600	5000K	70	5.48 x 3.52 x 8.38	12

Applications

Security, entry ways, stairways, storage and perimeter areas, as well as residential exteriors

Ordering Information Example: SSL-WP2/30W/50/UNV/DB/PS1

Family Name	Fixture Type	Wattage	CCT	Voltage (V)	Lens	Body Finish
SSL (Solid State Lighting)	DW1 (Outdor Commercial Entry Light)	25W 17W 15W	50 (5000K)	120 (120V)	F (Frost) C (Clear)	DB (Dark Bronze)

Dimensional drawing

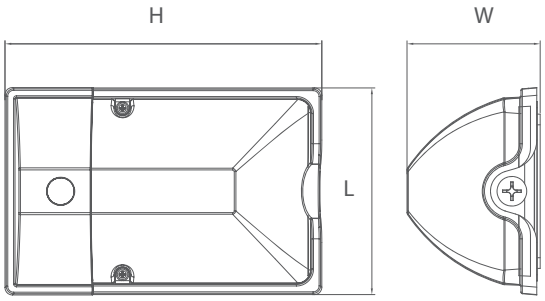

Tel: 905-479-7093 • Toll Free: 1-888-425-7093 • Email: customerservice@turolight.com • Website: www.turolight.com

Back to Menu >>

TUROLIGHT®

LED FIXTURE

SSL Series

Photo shown with installed sensor

LED Compact Parking Garage Canopy

SSL-CPG

120-347V Auto-Sensing Driver
1-10V dimming
Multiple Kelvin (CCT) Selection

c UL us LISTED FC RoHS COMPLIANT

Features & Benefits

- cULus listed
- System light efficacy ≥ 135 lm / W
- Switchable CCT (30K/40K/50K)
- White finish
- 1-10V DC dimming option
- IP 65 rated, wet location
- Suitable for J-BOX mounting, and pendant mounting
- CRI≥80, L70@ 50,000 Hrs
- Voltage 120-347V Auto-Sensing
- 150° Beam spread, PC Lens
- Installed sensor socket allows for ease of sensor installation, sensor sold separately

Warranty

- 5-year limited warranty in commercial use from the date of purchase
- Operating temperature range between -40˚C and +50˚C

Applications

Parking structures, storage areas, shopping area walkways, entryway, and low level security

Ordering Information

Example: **SSL-CPG/25W/MK/120-347V/WH/D**

Family Name	Fixture Type	Wattage	CCT (Kelvin)	Voltage	Finish	Dimmable	Options
SSL (Solid State Lighting)	CPG (Compact Parking Garage Canopy)	25W, 40W 60W, 75W 100W	MK (Multi CCT)	120-347V	WH (White)	D (Dimmable)	SSL-CPG/LV/12V/SENSOR SSL-CPG/LV/12/CONTROLLER

Product Specification

Ordering Code	Model Number	Wattage (W)	Input Voltage (V)	Hour Rating	Initial Delivered Lumens (lumen)	CCT (K)	CRI	Wet Location	Dimension D×H(inch)	Case QTY.
3664309	SSL-CPG/25W/MK/120-347V/WH/D	25	120-347V	50,000	3500	30-40-50	≥80	Yes	10 x 3.1	1
3665314	SSL-CPG/40W/MK/120-347V/WH/D	40	120-347V	50,000	5400	30-40-50	≥80	Yes	10 x 3.1	1
3666315	SSL-CPG/60W/MK/120-347V/WH/D	60	120-347V	50,000	8100	30-40-50	≥80	Yes	10 x 3.1	1
3666316	SSL-CPG/75W/MK/120-347V/WH/D	75	120-347V	50,000	10100	30-40-50	≥80	Yes	11 x 3.1	1
3666317	SSL-CPG/100W/MK/120-347V/WH/D	100	120-347V	50,000	13500	30-40-50	≥80	Yes	11 x 3.1	1
3660154	SSL-CPG/LV/12V/SENSOR	SSL CPG Canopy 12V DC Microwave Sensor								
3660155	SSL-CPG/LV/12V/CONTROLLER	SSL CPG Canopy 12V DC Microwave Sensor Remote Control								

Dimensional drawing

	DIA/ D	H
25W, 40W, 60W	10″	3.1″
75W, 100W	11″	3.1″

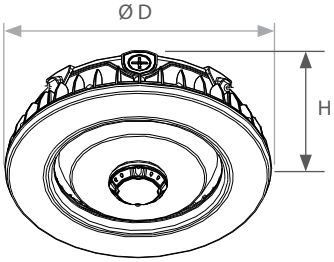

SSL-CPG/LV/12V/SENSOR

SSL-CPG/LV/12V/CONTROLLER

Tel: 905-479-7093 • Toll Free: 1-888-425-7093 • Email: customerservice@turolight.com • Website: www.turolight.com

Back to Menu >>

TUROLIGHT®

LED FIXTURE

SSL Series

NEW

LED Canopy

SSL-CP3

Ultra-thin design allows for use in low ceiling applications.
120-347V Auto-Sensing Driver
0-10V dimming
Multiple Wattage and Multiple Kelvin Selection

c UL us LISTED FC RoHS COMPLIANT

Features & Benefits

- cULus listed
- 120-347V Auto Sensing driver, 0-10V dimming
- Switchable CCT (30K/40K/50K), Switchable Wattage
- Die-cast aluminum with durable dark bronze coat finish
- IP65, wet location rated
- CRI≥70, L70 @ 100,000 Hrs, 150° Beam angle
- Suitable for J-BOX mounting, and pendant mounting
- PC Lens clear

Warranty

- 5-year limited warranty in commercial use from the date of purchase
- Operating temperature range between -40˚C and +40˚C

Applications

Parking structures, storage areas, shopping area walkways, entryway, and low level security

Ordering Information

Example: SSL-CP3/40W/MK/120-347V/D/DB

Family Name	Fixture Type	Wattage	CCT	Voltage (V)	Dimmable	Finish
SSL (Solid State Lighting)	CP3 (LED Canopy)	40W 60M (60-40-28) MW (Multiple Wattage)	MK (Multiple Kelvin)	120-347V	D (Dimmable)	DB (Dark Bronze)

Dimensional drawing

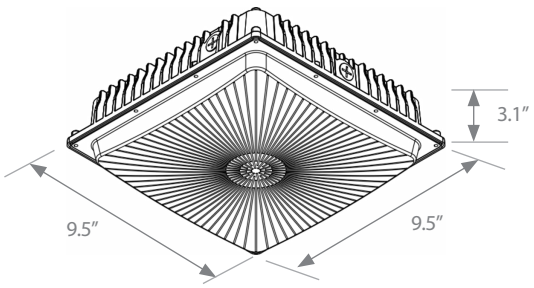

Product Specification

Ordering Code	Model Number	Wattage (W)	Input Voltage (V)	Hour Rating	Optics/ Distribution	Initial Delivered Lumens (lm)	CCT (K)	CRI	Dimension L×W×H(inch)	Case QTY.
3665315	SSL-CP3/40W/MK/120-347V/D/DB	40	120-347	50,000	H150° x V150°	5200	30-40-50	70	9.5″ x 9.5″ x 3.1″	5
3680306	SSL-CP3/60M/MW/MK/120-347V/D/DB	60-40-28	120-347	50,000	H150° x V150°	7800-5200-3640	30-40-50	70	9.5″ x 9.5″ x 3.1″	5

Tel: 905-479-7093 • Toll Free: 1-888-425-7093 • Email: customerservice@turolight.com • Website: www.turolight.com

Back to Menu >>

TUROLIGHT®

LED FIXTURE

SSL Series

LED Canopy

SSL-CP2

Ultra-thin design allows for use in low ceiling applications.

Features & Benefits

- CUL listed, DLC qualified
- Available with lumen outputs from 3,800 to 8,000 lumens
- System light efficacy ≥ 141 lm / W
- Ultra light design, black body finish
- Wet location listed
- PIR sensor, emergency battery optional, external MTG.
- Voltage 120-277V/347-480V, support 1-10V dimmable*
- CRI≥70, L70 @ 50,000 Hrs/ other CCT available consult MFG.
- Suitable for J-BOX mounting, and pendant mounting
- PC optical lens

Warranty

- 5-year limited warranty in commercial use from the date of purchase
- Operating temperature range between -40˚C and +40˚C

Applications

Parking structures, storage areas, shopping area walkways, entryway, and low level security

* For details, see product specification below

Product Specification

Ordering Code	DLC	Model Number	Description	Wattage (W)	Input Voltage (V)	Hour Rating	Optics/ Distribution	Initial Delivered Lumens (lm)	CCT (K)	CRI	Dimension L×W×H(inch)	Case QTY.
-	Y	SSL-CP2/27W/40/UNV/BK	27W, 40K, 120-277V, Black	27	120-277	50,000	H160° x V160°	3800	4000K	70	9.52 x 9.52 x 3.19	1
3664125	Y	SSL-CP2/27W/50/UNV/BK	27W, 50K, 120-277V, Black	27	120-277	50,000	H160° x V160°	3800	5000K	70	9.52 x 9.52 x 3.19	1
-	Y	SSL-CP2/27W/40/UNV/BK/D	27W, 40K, 120-277V, Black, 1-10V Dimming	27	120-277	50,000	H160° x V160°	3800	4000K	70	9.52 x 9.52 x 3.19	1
3664126	Y	SSL-CP2/27W/50/UNV/BK/D	27W, 50K, 120-277V, Black, 1-10V Dimming	27	120-277	50,000	H160° x V160°	3800	5000K	70	9.52 x 9.52 x 3.19	1
-	Y	SSL-CP2/40W/40/UNV/BK	40W, 40K, 120-277V, Black	40	120-277	50,000	H160° x V160°	5450	4000K	70	9.52 x 9.52 x 3.19	1
3665139	Y	SSL-CP2/40W/50/UNV/BK	40W, 50K, 120-277V, Black	40	120-277	50,000	H160° x V160°	5450	5000K	70	9.52 x 9.52 x 3.19	1
-	Y	SSL-CP2/40W/40/UNV/BK/D	40W, 40K, 120-277V, Black, 1-10V Dimming	40	120-277	50,000	H160° x V160°	5450	4000K	70	9.52 x 9.52 x 3.19	1
3665140	Y	SSL-CP2/40W/50/UNV/BK/D	40W, 50K, 120-277V, Black, 1-10V Dimming	40	120-277	50,000	H160° x V160°	5450	5000K	70	9.52 x 9.52 x 3.19	1
-	Y	SSL-CP2/40W/40/HVU/BK/D	40W, 40K, 347-480V, Black, 1-10V Dimming	40	347-480	50,000	H160° x V160°	5450	4000K	70	9.52 x 9.52 x 3.19	1
3665228	Y	SSL-CP2/40W/50/HVU/BK/D	40W, 50K, 347-480V, Black, 1-10V Dimming	40	347-480	50,000	H160° x V160°	5450	5000K	70	9.52 x 9.52 x 3.19	1
-	Y	SSL-CP2/60W/40/UNV/BK	60W, 40K, 120-277V, Black	60	120-277	50,000	H160° x V160°	8000	4000K	70	9.52 x 9.52 x 3.19	1
3666125	Y	SSL-CP2/60W/50/UNV/BK	60W, 50K, 120-277V, Black	60	120-277	50,000	H160° x V160°	8000	5000K	70	9.52 x 9.52 x 3.19	1
-	Y	SSL-CP2/60W/40/UNV/BK/D	60W, 40K, 120-277V, Black, 1-10V Dimming	60	120-277	50,000	H160° x V160°	8000	4000K	70	9.52 x 9.52 x 3.19	1
3666126	Y	SSL-CP2/60W/50/UNV/BK/D	60W, 50K, 120-277V, Black, 1-10V Dimming	60	120-277	50,000	H160° x V160°	8000	5000K	70	9.52 x 9.52 x 3.19	1
-	Y	SSL-CP2/60W/40/HVU/BK/D	60W, 40K, 347-480V, Black, 1-10V Dimming	60	347-480	50,000	H160° x V160°	8000	4000K	70	9.52 x 9.52 x 3.19	1
3666231	Y	SSL-CP2/60W/50/HVU/BK/D	60W, 50K, 347-480V, Black, 1-10V Dimming	60	347-480	50,000	H160° x V160°	8000	5000K	70	9.52 x 9.52 x 3.19	1

Dimensional drawing

Net Weight: 27W: 3.615lb 40W: 4.166lb

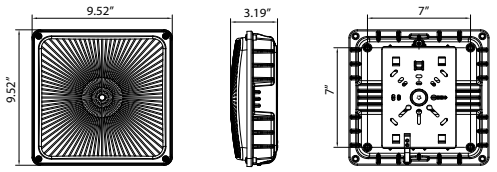

Net Weight: 60W: 5.070lb

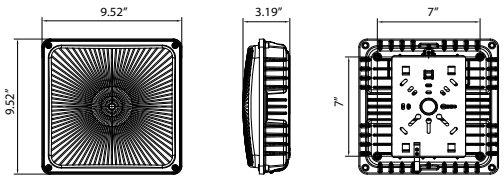

Ordering Information

Example: SSL-CP2/27W/50/UNV/BK/D

Family Name	Fixture Type	Wattage	CCT	Voltage (V)	Body Finish	Dimmable	Options
SSL (Solid State Lighting)	CP2 (LED Canopy)	25W, 40W, 60W	40 (4000K) 50 (5000K)	UNV (120~277V), HVU (347~480V)	BK (Black)	D(Dimmable), Blank (Non-Dimmable)	TL-2052 (Sensor)

Tel: 905-479-7093 • Toll Free: 1-888-425-7093 • Email: customerservice@turolight.com • Website: www.turolight.com

Back to Menu >>

TUROLIGHT®

LED FIXTURE

SSL Series

COLOR CHANGING

LED Stringer Light Set

SSL-STRINGER/RGBW

24 Light, LED color changing string lights

c UL LISTED

Features & Benefits

- cUL listed, wet location approved
- Decorative RGB & White (2200K) LED bulbs
- 14.6m / 48 ft heavy-duty 5C 18AWG cord with male & female molded connectors
- Connect up to 3 sets 44m / 144ft
- 120V, Dimmable (White/2200K only)
- Shatter-resistant bulbs, 0.2watt per bulb
- Bulbs spaced 2ft on centre
- Remote control color changing

RGB COLOR + WHITE

RED GREEN BLUE 2200K

Installation

1. Using a guide wire with S-hooks or zip ties (not included)

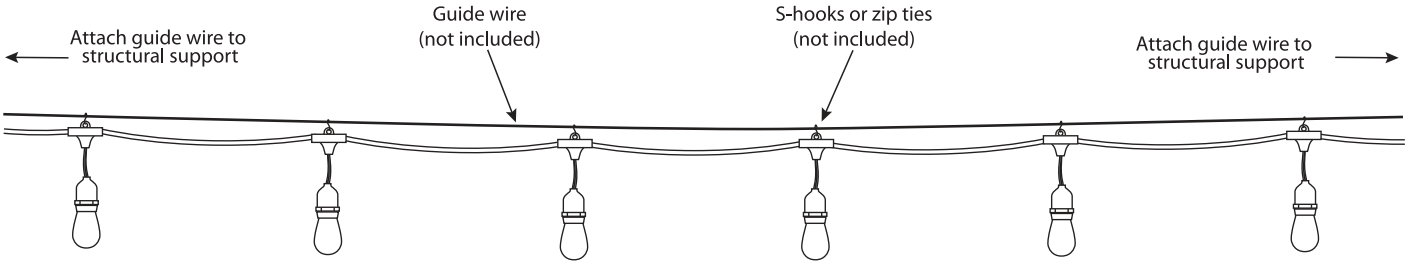

2. Attached to a structure

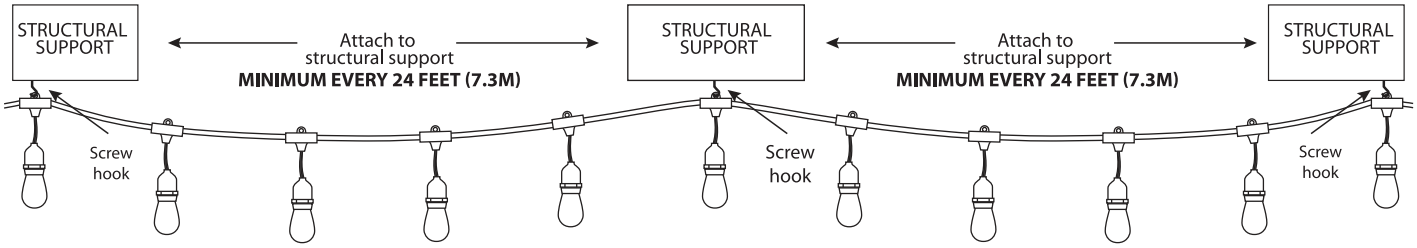

Connect to String Light

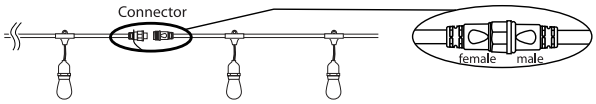

Ordering Information

Example: **SSL-STRINGER/48F/4.8W/RGBW/D/120V**

Family Name	Fixture Type	Total Length	Wattage Per Set (Maximum)	Color	Input Line Voltage
SSL (Solid State Lighting)	STRINGER (Stringer Light Set)	48F (48 feet)	4.8W (0.2W/bulb)	RGBW (Red, Green, Blue, White/2200K)	120V

Product Specification

Order Code	Model Number
3661100	SSL-STRINGER/48F/4.8W/RGBW/D/120V

Tel: 905-479-7093 • Toll Free: 1-888-425-7093 • Email: customerservice@turolight.com • Website: www.turolight.com

Back to Menu >>

TUROLIGHT®

LED FIXTURE

SSL Series

LED Stringer Light Set

SSL-STRINGER

24 Light, LED outdoor stringer light set

c UL LISTED

Features & Benefits

CUL listed, wet location approved	Includes 24 bulbs plus 2 spares
Decorativ t LED bulbs 2200K (warm light)	Shatter-resistant bulbs
14.6m / 48 ft heavy-duty 16/3 cord with male & female molded connectors	Bulbs spaced 2ft on centre
Connect up to 45 sets 658m / 2160ft using1W LED lamp only	Energy saving 1 watt LED bulbs, 120V

Installation

1. If attaching to the guide wire, attach the ring at the back of the bulb holder to the guide wire using a S-hook or cable tie.

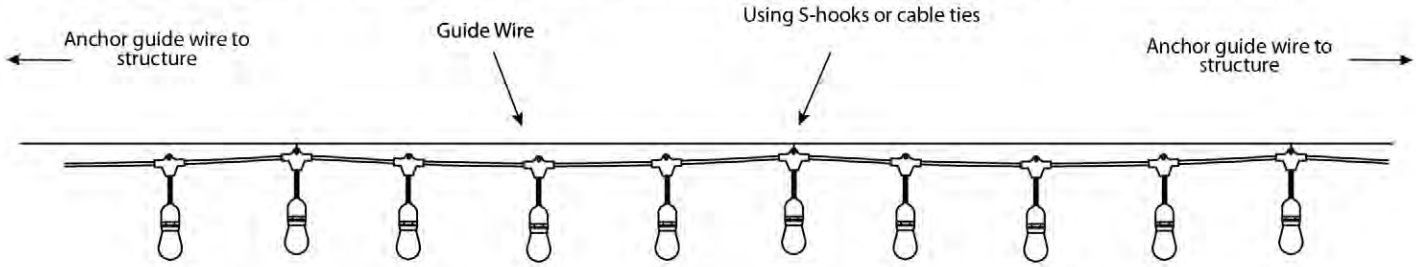

2. If a guide wire is not used, connect securely to structure at the beginning, middle and the end of EACH string light.

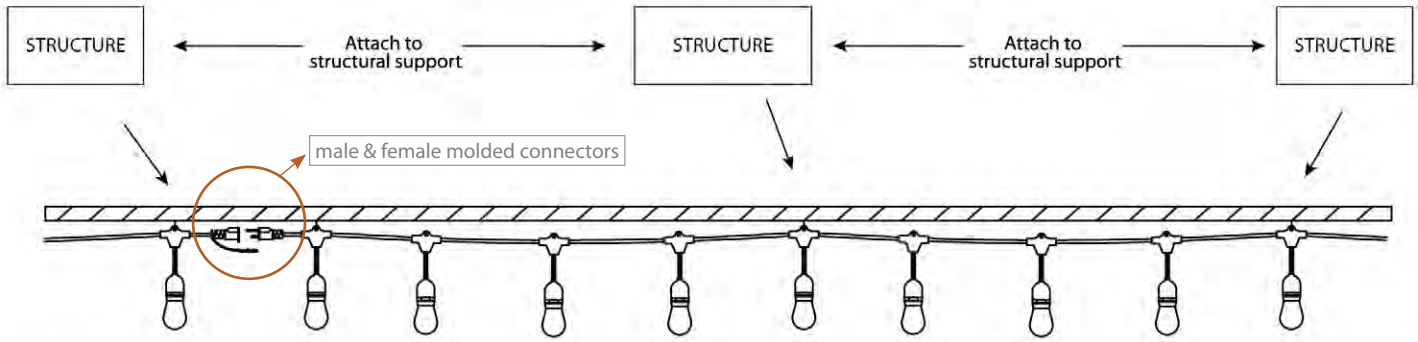

Ordering Information

Example: **SSL-STRINGER/48F/24W/22K/120V**

Family Name	Fixture Type	Total Length	Wattage Per Set (Maximum)	CCT	Input Line Voltage
SSL (Solid State Lighting)	STRINGER (Stringer Light Set)	48F (48 feet)	24W	22K (2200K)	120V

Product Specification

Order Code	Model Number
3664118	SSL-STRINGER/48F/24W/22K/120V

Tel: 905-479-7093 • Toll Free: 1-888-425-7093 • Email: customerservice@turolight.com • Website: www.turolight.com

Back to Menu >>

TUROLIGHT®

LED FIXTURE

TL Series

LED Emergency

TL-RMES101

"Running Man" LED Emergency Sign

Damp Location

c UL LISTED

Features & Benefits

- Injection-molded thermoplastic housing
- Easy installation
- Ni-cd battery backup for 90 minutes, AC only & 6-24V UDC (TL-RMES101-UDC)
- Universal (Wall, Ceiling, Side) mounting
- Super bright SMD LED
- 120/347VAC input voltage
- 3 Pictograms included, single/ double face
- cUL listed / IP20
- Test switch and charge indicator light

Warranty

- 2-year limited warranty in commercial use from the date of purchase
- Operating temperature range between -10˚C and +40˚C

Dimensional Drawing

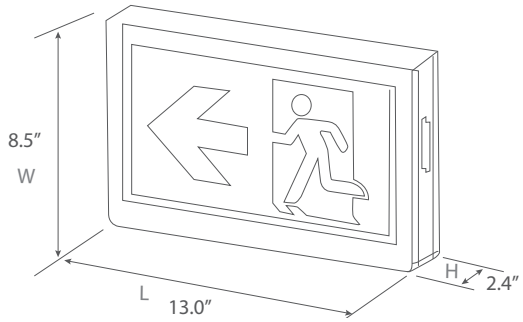

Arrow 2pcs

Without Arrow 1pc

Ordering Information

Example: **TL-RMES101**

Family Name	Fixture Type	Model
TL (Turolight)	RMES ("Running Man" Emergency Sign)	101 (Emergency Sign) 101-UDC (Emergency Sign, AC only & 6-24V UDC)

Product Specification

Ordering Code	Model Number	Description	Wattage (W)	Input Voltage (V)	Mounting	Remote Capable	Self Powered Battery	Damp Location	Dimensions L×W×H (inch)	Case QTY.
3461114	TL-RMES101	"Running Man" LED Emergency Sign, White Housing	3W	120/347VAC	Wall, Ceiling, Side	No	Yes (90 minutes)	Yes	13.0"×8.5"×2.4"	6
3461116	TL-RMES101-UDC	"Running Man" LED Emergency Sign, White Housing AC only & 6-24V UDC	3W	120/347VAC	Wall, Ceiling, Side	Yes	NO	Yes	13.0"×8.5"×2.4"	6

Tel: 905-479-7093 • Toll Free: 1-888-425-7093 • Email: customerservice@turolight.com • Website: www.turolight.com

Back to Menu >>

TUROLIGHT®

LED FIXTURE

TL Series

LED Emergency

TL-RMES201

"Running Man" LED Edge-lit Emergency Sign

Damp Location

c UL LISTED

Features & Benefits

- Injection-molded thermoplastic ABS housing
- Easy installation
- Ni-cd battery backup for 90 minutes, AC only & 6-24V UDC (TL-RMES201-UDC)
- Universal (Wall, Side, Ceiling) mounting
- Super bright SMD LED
- 120/347VAC input voltage, 3W
- 3 Pictograms included, single/ double face
- cUL listed / IP20
- Test switch and charge indicator light

Warranty

- 2-year limited warranty in commercial use from the date of purchase
- Operating temperature range between 0˚C and +40˚C

Dimensional Drawing

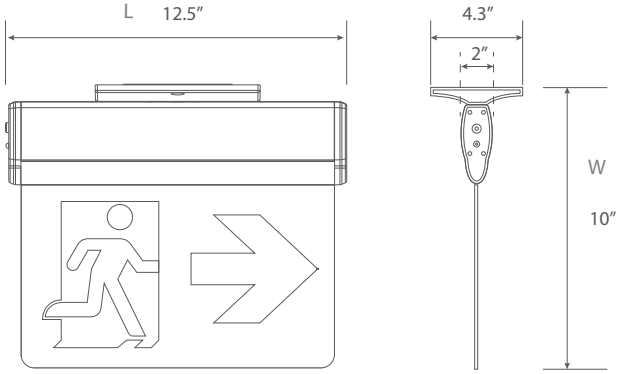

Arrow 2pcs

Without Arrow 1pc

Ordering Information

Example: **TL-RMES201**

Family Name	Fixture Type	Model
TL (Turolight)	RMES ("Running Man" Emergency Sign)	201 (Edge-lit Emergency Sign) 201-UDC (Edge-lit Emergency Sign , AC only & 6-24V UDC)

Product Specification

Ordering Code	Model Number	Description	Wattage (W)	Input Voltage (V)	Mounting	Remote Capable	Self Powered Battery	Damp Location	Dimensions* L×W (inch)	Case QTY.
3461115	TL-RMES201	"Running Man" LED Edge-lit Emergency Sign, White Plastic Housing AC only	3W	120/347VAC	Wall, Side, Ceiling	No	Yes (90 minutes)	Yes	12.5"×10"	10
3461117	TL-RMES201-UDC	"Running Man" LED Edge-lit Emergency Sign, White Plastic Housing AC only & 6-24V UDC	3W	120/347VAC	Wall, Side, Ceiling	Yes	No	Yes	12.5"×10"	10

* Please see the "Dimensional Drawing" for detail

Tel: 905-479-7093 • Toll Free: 1-888-425-7093 • Email: customerservice@turolight.com • Website: www.turolight.com

Back to Menu >>

TUROLIGHT®

LED FIXTURE

TL Series

LED Emergency

TL-RMES301

"Running Man" LED emergency sign in metal

Damp Location

Features & Benefits

- CRS housing + PC panel(s)
- Easy installation
- Ni-cd battery backup for 2 hrs (TL-RMES301)
  AC only & 6-24V UDC (TL-RMES301-UDC)
- Universal (wall, ceiling, side) mounting
- Super bright SMD LED
- 3 Pictograms included, single/ double face
- CSA C22.2 No. 141/ IP20
- Test switch and charge indicator light

Warranty

- 2-year limited warranty in commercial use from the date of purchase
- Operating temperature range between -10˚C and +40˚C

Dimensional Drawing

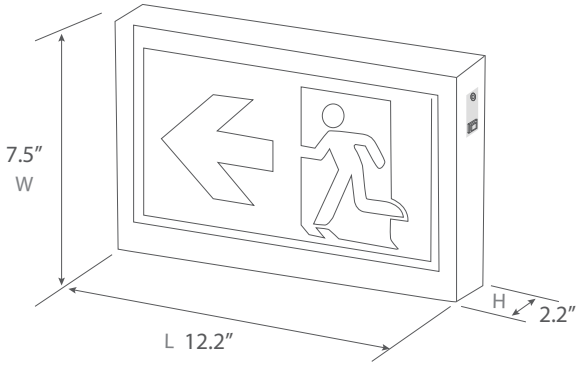

Arrow 2pcs

Without Arrow 1pc

Ordering Information

Example: **TL-RMES301**

Family Name	Fixture Type	Model
TL (Turolight)	RMES ("Running Man" Emergency Sign)	301 (Emergency Sign) 301D-UDC (Emergency Sign AC only & 6-24V UDC)

Product Specification

Ordering Code	Model Number	Description	Wattage (W)	Input Voltage (V)	Mounting	Remote Capable	Self Powered Battery	Damp Location	Dimensions L×W×H (inch)	Case QTY.
3481100	TL-RMES301	"Running Man" LED Emergency Sign, White Metal Housing Ni-cd battery backup for 2 hours	3W (120V) 4W (347V)	120/347VAC	Wall, Ceiling, Side	No	Yes (2 hrs)	Yes	12.2"×7.5"×2.2"	10
3461118	TL-RMES301-UDC	"Running Man" LED Emergency Sign, White Metal Housing AC only & 6-24V UDC	3W (120V)	120/347VAC	Wall, Ceiling, Side	Yes	No	Yes	12.2"×7.5"×2.2"	10

Tel: 905-479-7093 • Toll Free: 1-888-425-7093 • Email: customerservice@turolight.com • Website: www.turolight.com

Back to Menu >>

TUROLIGHT®

LED FIXTURE

TL Series



LED Emergency

TL-RMES003, RMES302

"Running Man" LED Emergency Combo Sign

Damp Location

Features & Benefits

- Injection-molded thermoplastic housing (RMES003). RMES302 metal housing c/w 36W 6V battery pack, allows for the addition of Remote heads.
- Easy installation
- Ni-cd battery backup for 90 minutes
- Universal (Wall, Ceiling) mounting
- 2W x 2 super bright SMD LED adjustable heads
- 120/347VAC input voltage
- 3 Pictograms included, single/ double face
- cUL listed / IP20
- Test switch and charge indicator light

Warranty

- 2-year limited warranty in commercial use from the date of purchase
- Operating temperature range between -10˚C and +40˚C

Dimensional Drawing

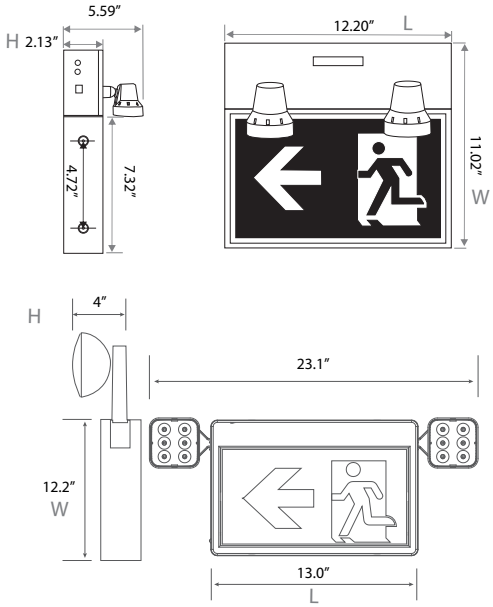

Ordering Information

Example: **TL-RMES003**

Family Name	Fixture Type	Model
TL (Turolight)	RMES ("Running Man" Emergency Sign)	003 ("Running Man" Combo Sign) Plastic 302 ("Running Man" Combo Sign) Metal, additional 6VDC remote head capable

Arrow 2pcs

Without Arrow 1pc

Product Specification

Ordering Code	Model Number	Description	Image	Wattage (W)	Input Voltage (V)	Mounting	Self Powered Battery	Damp Location	Dimensions L×W×H (inch)	Case QTY.
3461210	TL-RMES003	"Running Man" LED Emergency Sign, White Plastic Housing		4W	120/347VAC	Wall, Ceiling	Yes (90 minutes)	Yes	13.0"×12.2"×4"	4
3461212	TL-RMES302	"Running Man" LED Emergency Sign, White Metal Housing		36W	120/347VAC	Wall, Ceiling	Yes (90 minutes)	Yes	12.2"×11.02"×2.13"	6

Tel: 905-479-7093 • Toll Free: 1-888-425-7093 • Email: customerservice@turolight.com • Website: www.turolight.com

Back to Menu >>

TUROLIGHT®

LED FIXTURE

TL Series

LED Emergency

TL-EM001

Twin Head LED Emergency Light

Damp Location

Features & Benefits

- Injection-molded thermoplastic housing
- Input Voltage 120/347V, 181 lumens
- Easy installation
- Ni-cd battery backup for 90 minutes
- 2W x 2 SMD LED adjustable heads
- Universal (Wall, Ceiling) mounting
- IP Class: IP20, not intended for outdoor use
- Test switch and charge indicator light
- UL-94V-0 flame rating, fire-retardant

Warranty

- 2-year limited warranty in commercial use from the date of purchase
- Operating temperature range between -10˚C and +40˚C

Dimensional Drawing

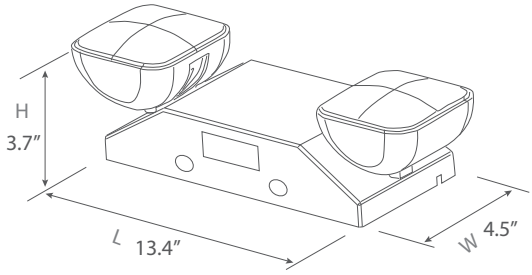

Ordering Information

Example: **TL-RMES003**

Family Name	Fixture Type	Model
TL (Turolight)	EM (Emergency Light)	001 (Twin Head LED Emergency Light)

Product Specification

Ordering Code	Model Number	Description	Wattage (W)	Input Voltage (V)	CCT (K)	Hour Rating	CRI	Lumens	Mounting	Self Powered Battery	Damp Location	Dimensions L×W×H (inch)	Case QTY.
3461211	TL-EM001	Twin Head LED Emergency With Battery Backup	4W	120/347VAC	7,000	50,000	82	181	Wall, Ceiling	Yes (90 minutes)	Yes	13.4″×4.5″×3.7″	12

Tel: 905-479-7093 • Toll Free: 1-888-425-7093 • Email: customerservice@turolight.com • Website: www.turolight.com

Back to Menu >>

TUROLIGHT®

LED FIXTURE

TL Series

LED Emergency

TL-EM002, TL-EM003

LED Emergency Remote Head

TL-EM003
(5W/ 7W)

TL-EM002
(10W/ 14W)

TL-EM003
(2W)

TL-EM002
(4W)

c UL LISTED

Features & Benefits

- Injection-molded thermoplastic housing
- Innovative, easy installation
- UL-94V-0 flame rating, fire-retardant
- Universal (Wall, Ceiling) mounting
- 2W/ 5W/ 7W x 2 LED lamp heads (TL-EM002)
  2W/ 5W/ 7W x 1 LED lamp head (TL-EM003)
- cUL listed / IP20, damp location rated

Dimensional Drawing

TL-EM003
(2W)

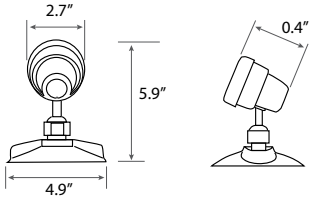

TL-EM003
(5W/ 7W)

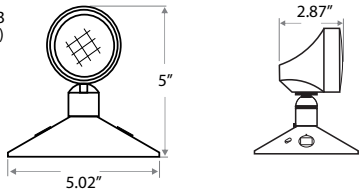

TL-EM002
(4W)

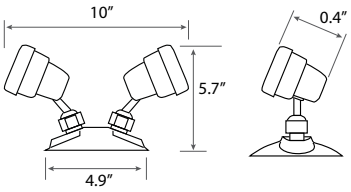

TL-EM002
(10W/ 14W)

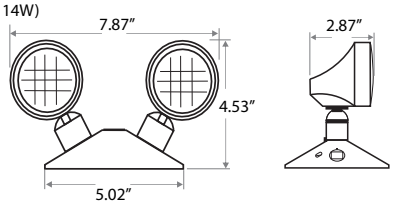

Warranty

- 2-year limited warranty
- Operating temperature range between 0˚C and +40˚C

Ordering Information

Example: **TL-RMES003**

Family Name	Fixture Type	Model	Wattage
TL (Turolight)	EM (Emergency Light)	002 (LED Emergency 2 Remote Heads) 003 (LED Emergency 1 Remote Head)	4W, 10W, 14W 2W, 5W, 7W

Product Specification

Ordering Code	Model Number	Description	Wattage (W)	Input Voltage (V)	CCT (K)	Hour Rating	CRI	Mounting	Remote Capable	Damp Location	Dimensions L×W (inch)	Case QTY.
3461112	TL-EM002	LED Emergency 2 Remote Heads	4W	3.6-24 VDC	7,000	50,000	82	Wall, Ceiling	Yes	Yes	5.7″×4.9″	40
3462101	TL-EM002-10W	LED Emergency 2 Remote Heads	10W	5-12 VDC	6,500	50,000	82	Wall, Ceiling	Yes	Yes	4.53″×5.02″	20
3462102	TL-EM002-14W	LED Emergency 2 Remote Heads	14W	5-12 VDC	6,500	50,000	82	Wall, Ceiling	Yes	Yes	4.53″×5.02″	20
3461113	TL-EM003	LED Emergency 1 Remote Head	2W	3.6-24 VDC	7,000	50,000	82	Wall, Ceiling	Yes	Yes	5.9″×4.9″	40
3461119	TL-EM003-5W	LED Emergency 1 Remote Head	5W	5-12 VDC	6,500	50,000	82	Wall, Ceiling	Yes	Yes	5″×5.02″	20
3462100	TL-EM003-7W	LED Emergency 1 Remote Head	7W	5-12 VDC	6,500	50,000	82	Wall, Ceiling	Yes	Yes	5″×5.02″	20

Tel: 905-479-7093 • Toll Free: 1-888-425-7093 • Email: customerservice@turolight.com • Website: www.turolight.com

Back to Menu >>

TUROLIGHT®

LED FIXTURE

TL Series

LED Emergency With Battery

TL-EMRM/24W

LED Emergency Light With Battery Backup

Damp Location

Features & Benefits

- Injection-molded thermoplastic ABS housing
- Input Voltage 120/347V, 144 Lumens
- Output 4W, 24W Remote Backup
- 6V 5Ah Lead-acid Battery for 30 minutes
- Remote capable 6V / 24W, support **12** pcs of TL-EM003 or **6** pcs of TL-EM002
- Universal (Wall, Ceiling) mounting
- IP Class: IP20, not intended for outdoor use
- Conversion time: <0.2second
- Charging time 24 hours

Warranty

- 2-year limited warranty in commercial use from the date of purchase
- Operating temperature range between 10˚C and +40˚C

Dimensional Drawing

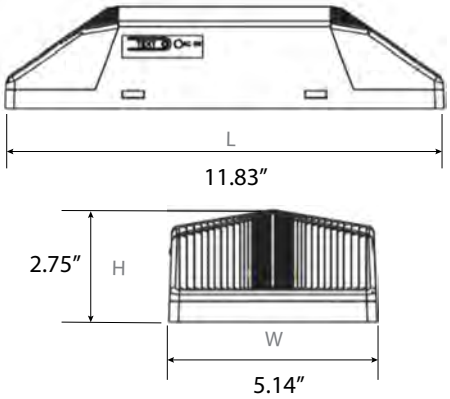

TL-EM003

TL-EM002

Ordering Information

Example: **TL-EMRM/24W/6VDC/120-347V**

Family Name	Fixture Type	Model
TL (Turolight)	EMRM (Emergency Remote)	24W/6VDC/120-347V

Product Specification

Ordering Code	Model Number	Description	Wattage (W)	Input Voltage (V)	CCT (K)	Hour Rating	CRI	Lumens	Mounting	Self Powered Battery	Damp Location	Dimensions L×W×H (inch)	Case QTY.
3464200	TL-EMRM/24W/6VDC/120-347V	Twin Head LED Emergency With Battery Backup 24W Remote capable	4W (24W For Remotes)	120/347VAC	7,000	50,000	82	144	Wall, Ceiling	Yes (30 minutes)	Yes	11.83″×5.14″×2.75″	8

Tel: 905-479-7093 • Toll Free: 1-888-425-7093 • Email: customerservice@turolight.com • Website: www.turolight.com

Back to Menu >>

TUROLIGHT®

LED FIXTURE

TL Series

Steel Battery Unit

TL-EMRM

Features & Benefits

- 18 Gauge steel housing
- UL-94V-0 flame rating, fire-resistant
- Input Voltage: 120/277/347V
- Power consumption: 8W max.
- Output: 36W-95W max.
- With or without 2×2W heads, 12V / 6V sealed lead-acid battery
- Charging time: 24 hours
- Discharge time: 30 minutes
- Conversion time: <0.2second
- Damp location rated, IP Class: IP20, not intended for outdoor use
- **2-year** limited warranty in commercial use from the date of purchase
- Operating temperature **10˚C and +40˚C**

Dimensional Drawing

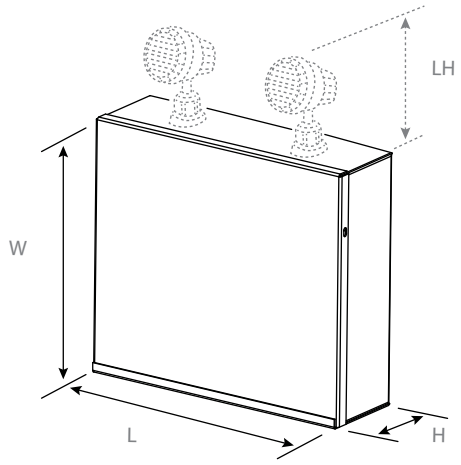

Ordering Information

Example: **TL-EMRM/90W/12VDC/0/120-347V**

Family Name	Fixture Type	Models
TL (Turolight)	EMRM (Emergency Remote)	90W/12VDC/0/120-347V 90W/12VDC/2/120-347V 95W/12VDC/2/120-347V 36W/6VDC/2/120-347V

Product Specification

Ordering Code	Model Number	Description	Image	Watts (W)	HEADS	Input Voltage (V)	Mounting	Self Powered Battery	Damp Location	Dimensions L×W×H (inch) (LH) (inch)	Case QTY.
3466200	TL-EMRM/90W/12VDC/0/120-347V	Steel battery unit, output 12V 64W max		64W	0	120/277/347VAC	Wall	Yes (30 minutes)	Yes	10.2″×9.1″×3.27″	3
3466201	TL-EMRM/90W/12VDC/2/120-347V	Steel battery unit with 2×2W heads, output 12V 60W max		60W	2	120/277/347VAC	Wall	Yes (30 minutes)	Yes	10.2″×9.1″×3.27″ (5″)	3
3466202	TL-EMRM/95W/12VDC/2/120-347V	Steel battery unit with 2×2W heads, output 12V 95W max		95W	2	120/277/347VAC	Wall	Yes (30 minutes)	Yes	12.2″×7.87″×2.76″ (3.55″)	5
3465200	TL-EMRM/36W/6VDC/2/120-347V	Steel battery unit with 2×2W heads, output 6V 36W max		36W	2	120/277/347VAC	Wall	Yes (30 minutes)	Yes	11.8″×5.5″×2.95″ (3.55″)	10

Tel: 905-479-7093 • Toll Free: 1-888-425-7093 • Email: customerservice@turolight.com • Website: www.turolight.com

Back to Menu >>

TUROLIGHT®

LED FIXTURE

LED Sports Light

SSL-SL

Delivers volumetric lighting and reducing glare.

c UL us LISTED FC RoHS COMPLIANT

Electrical Data

Wattage	From 300W to 1,250W
PowerSupply	MEANWELL
Input Voltage	AC100-277V / 347V
Power Frequency	50/60Hz
Power Efficiency	>93%
Power Factor	0.95
Total Harmonic Distortion	<15%

Optical Data

LED Type	LUMILEDS
Efficiency	130lm/W
Luminous Flux	From 39,000 to 146,250lm
CCT	4000K/5000K
CRI	>80Ra
System Efficiency	>90%
Beam Angle	From 15° to 120°

Other Features

- cUL listed
- L70 100,000 Hrs
- 10KV surge protection, IP66 rated
- 2M cable black
- Black housing with Red accents

Warranty

- 5-year limited warranty in commercial use from the date of purchase
- Operating temperature range between -40˚C and +50˚C

Applications

Indoor/ Outdoor sports arenas

Dimensional drawing

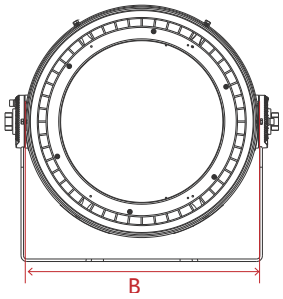

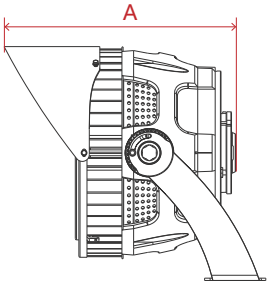

	A	B
300W~500W	398mm/ 15.67"	Φ368mm/ 14.49"
750W~1,250W	500mm/ 19.7"	Φ474mm/ 18.66"

Lens

Products are designed with seamless combination of advanced free forms optics and structure. Unique micromulti facet optic design makes the light uniformity even and reduced glare. Advanced material maximizes light transmittance.

Bracket

Up and down adjustable angle 0 ° ~ 240 °

Left and right adjustable angle 0 ° ~ 200 °

Tel: 905-479-7093 • Toll Free: 1-888-425-7093 • Email: customerservice@turolight.com • Website: www.turolight.com

Back to Menu >>

TUROLIGHT®

LED Sports Light

SSL-SL

Good heat dissipation can extend the service life of lamps.
The high efficiency of power supply, low power consumption, low heat output in the lamps, reduce the temperature rise of the lamps, which is beneficial to extending the LED's life.

Thermal Managment

Seamless link of materials and numerous vents on heat sink improved heat management, keeps away from all field heat,ensures the stability of light system.



MW MEAN WELL

Driver Supplier

Better heat manament, easier installation, convenient for maintenance and replacement.

Ordering Information Example: **SSL-SL/400W/50/UNV/80**

Family Name	Fixture Type	Wattage	Lumen	CCT (Kelvin)	Voltage	Beam Angle	Bracket Type
SSL(Solid State Lighting)	SL (Sports Light)	300W 400W 500W	39,000lm 52,000lm 65,000lm	40(4000K) 50(5000K)	UNV (100-277V) 347V	15 (15°), 30 (30°) 45 (45°), 80 (80°) 120 (120°)	Blank (Wall Mounting)
		750W 1000W 1250W	87,750lm 130,000lm 146,250lm			15, 20, 25, 40, 60, 80 (15°, 20°, 25°,40°, 60°, 80°)	

Wall Mounting

Tel: 905-479-7093 • Toll Free: 1-888-425-7093 • Email: customerservice@turolight.com • Website: www.turolight.com

Back to Menu >>

TUROLIGHT®

PIR HIGH BAY FIXTURE MOUNT OCCUPANCY SENSORS

EFFORTLESS LIGHTING CONTROL

"CONVENIENCE AND SIMPLICITY!

Highly mountable High Bay 360˚ sensor provides Passive Infrared (PIR) occupancy detection over a 15-20 ft radial coverage pattern that overlaps the areas lit by a typical high bay fixture.

This line voltage sensor switches loads directly without the need for a power pack. The sensor can be mounts to a fixture with a 1/2 inch knockout for individual ON/OFF control of T5/T8 fluorescent lighting.

c UL LISTED

Key Features

- **Designed to work with LED/CFL technology**
- **Self-contained relay**
- **Replaces a standard light or fan single-pole switch**
- Preset time delay
- Auto ON/OFF Operation mode*

*The sensor detects changes in the infrared energy given off by occupants as they move within the field-of-view. When occupancy is detected, a self-contained relay switches the connected lighting load on. The sensor is line powered, and switches line voltage, A standard occupancy time delay is also present that ensures lights turn off (assuming minimum on timer has elapsed) if no occupancy is detected. This timer, factory set at 15 seconds, keeps the lights on during brief periods of inactivity. It is knob programmable from 15 seconds to 30 minutes, and is reset every time occupancy is re-detected.

Specifications

	TL-2052
Technology	PIR
Occupancy/Vacancy	OCC
Coverage (Degrees Sq.Ft)	360˚ 450
Voltage	120/277/347 VAC
Frequency	50-60 Hz
Load Size	0-800W/0-1200W/0-1500W
Hot Required	Y
Neutral Required	Y
Ground Required	-
LED Indicator	Y
ON/OFF Button	-
Adjustable Sensitivity	Y
Light Harvesting	-
Operation Mode	OCC
Single Pole/2Pole/3-Way	Single Pole
Operating Temp.	0° to 55° C
Size	3.55" H x 3.55" W x 1.57" D
Weight	5 oz
Mounting Height	Up to 30 Ft

Application

- Warehouse
- Manufacturing plant
- Gymnasium
- Storage Rooms

Other information

- Two (2) year limited warranty
- Easy retrofit
- cUL listed

Back to Menu >>

PIR HIGH BAY FIXTURE MOUNT OCCUPANCY SENSORS

Dimensions

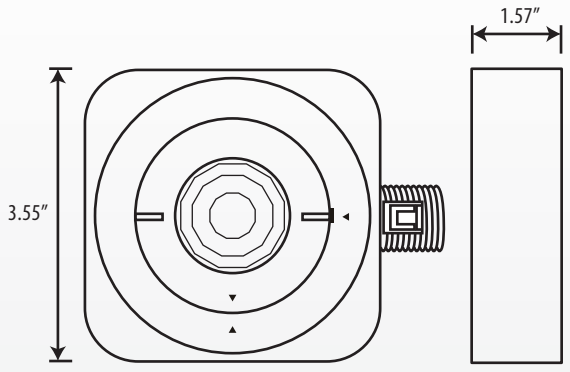

unit: inch

Detection Patterns

Top View

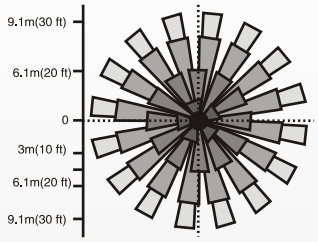

Side View

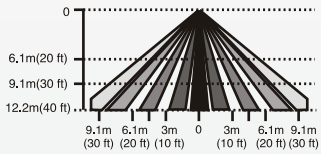

unit: feet (meter)

You might be interested in:

PIR CEILING MOUNT OCCUPANCY SENSORS

Standard Range 360° occupancy sensor which incorporates Passive Infrared (PIR) detection technology into an attractive line powered occupancy sensor that provides amazing sensitivity to small motions and excellent payback.

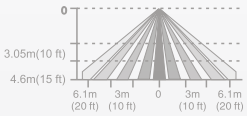

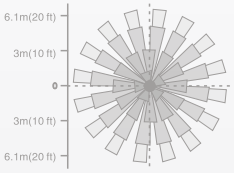

PIR WALL SWITCH OCCUPANCY SENSORS

Turolight's switch sensors are designed to replace a standard light or fan switch. This device can detect motion from a heat-emitting source (such as a person entering a room) within its field-of-views and automatically turn ON and OFF saving energy and reducing energy bills.

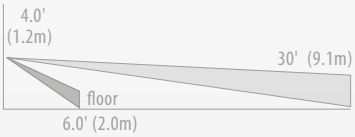

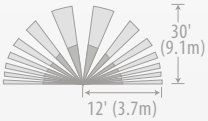

Call now for more information!

Turolight reserves the right to change specifications, modify designs and discontinue items without incurring obligation. Every effort is made to ensure that descriptions, specifications and other information in this data sheet are correct. No warranty is given in respect thereof and the company shall not be liable for any error therein.

© Turolight, Inc®.

This material is copyright. Except as permitted, no part of this work may be reproduced by any process without prior written permission of and acknowledgement to Turolight, Inc.

The identified trademarks and copyrights are the property of Turolight® unless otherwise noted.

You can find this data sheet and many others online in PDF format at:

www.turolight.com

Distributed by:

Back to Menu >>

TUROLIGHT®

PIR WALL SWITCH OCCUPANCY SENSORS

EFFORTLESS LIGHTING CONTROL

A FEW MINUTE RETROFIT FOR A LIFE TIME OF SAVINGS!

Turolight's switch sensors are designed to replace a standard light or fan switch. This device can detect motion from a heat-emitting source (such as a person entering a room) within its field-of-views and automatically turn ON and OFF saving energy and reducing energy bills. Using Vacancy & Occupancy Sensors can reduce energy consumption by 45+%.

Key Features

- **Designed to work with LED/CFL technology**
- **Self-contained relay**
- **Replaces a standard light or fan single-pole switch**
- Preset time delay
- OFF / OCC / VAC three operation modes*

*__OCC:__ Auto ON / Auto OFF __VAC:__ Auto OFF / Manual ON

Application

- Private Offices
- Conference Rooms
- Break Rooms
- Lounges / Hallways
- Stairways
- Rest Rooms
- Storage Rooms
- Classrooms

Other information

- Two (2) year limited warranty
- Easy retrofit
- cUL listed

Specifications

	TL-6012	TL-8012
Technology	PIR	PIR
Occupancy/Vacancy	OCC/VAC	OCC/VAC
Coverage (Degrees Sq.Ft)	180° 600	180° 600
Voltage	120/277 VAC	120/277 VAC
Frequency	50-60 Hz	50-60 Hz
Load Size	0-800W/0-1200W	0-800W/0-1200W
Hot Required	Y	Y
Neutral Required	-	Y
Ground Required	Y	Y
LED Indicator	Y	Y
ON/OFF Button	Y	Y
Adjustable Sensitivity	Y	Y
Light Harvesting	Y	Y
Operation Mode	OCC & RESET/VAC	OCC & RESET/VAC
Single Pole/2Pole/3-Way	Single Pole	Single Pole
Operating Temp.	0° to 55° C	0° to 55° C
Size	4.06" H x 1.68" W x 1.90" D	
Weight	5 oz	5 oz
Mounting Height	30" to 48"	30" to 48"

Back to Menu >>

TUROLIGHT®

PIR WALL SWITCH OCCUPANCY SENSORS

Dimensions

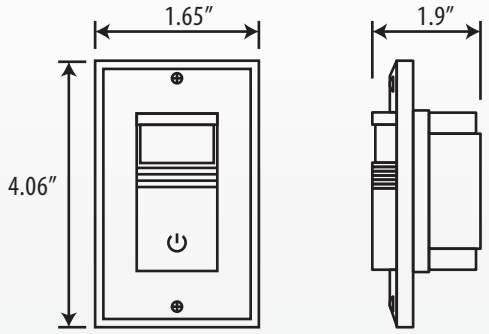

unit: inch

Detection Patterns

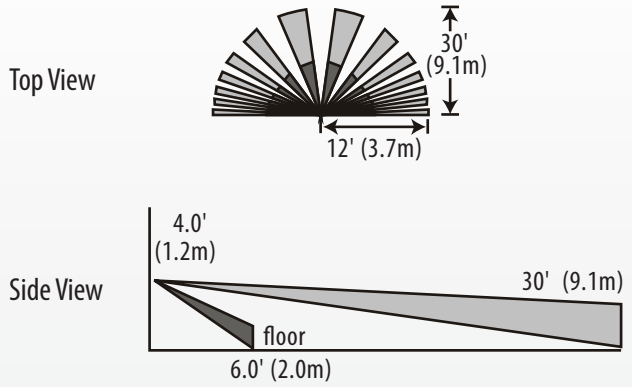

unit: feet (meter)

You might be interested in:

PIR CEILING MOUNT OCCUPANCY SENSORS

Standard Range 360˚ occupancy sensor which incorporates Passive Infrared (PIR) detection technology into an attractive line powered occupancy sensor that provides amazing sensitivity to small motions and excellent payback.

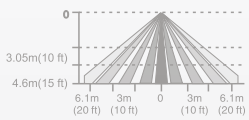

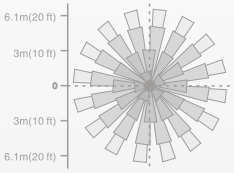

PIR HIGH BAY FIXTURE MOUNT OCCUPANCY SENSORS

Highly mountable High Bay 360˚ sensor provides Passive Infrared (PIR) occupancy detection over a 15-20 ft radial coverage pattern that overlaps the areas lit by a typical high bay fixture.

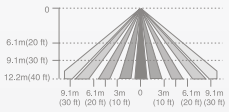

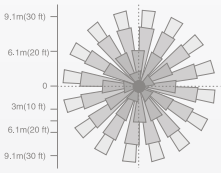

Call now for more information!

Turolight reserves the right to change specifications, modify designs and discontinue items without incurring obligation. Every effort is made to ensure that descriptions, specifications and other information in this data sheet are correct. No warranty is given in respect thereof and the company shall not be liable for any error therein.

© Turolight, Inc®.

This material is copyright. Except as permitted, no part of this work may be reproduced by any process without prior written permission of and acknowledgement to Turolight, Inc.

The identified trademarks and copyrights are the property of Turolight® unless otherwise noted.

You can find this data sheet and many others online in PDF format at:

www.turolight.com

Distributed by:

TUROLIGHT®

Back to Menu >>

TUROLIGHT®

PIR CEILING MOUNT OCCUPANCY SENSORS

EFFORTLESS LIGHTING CONTROL

"SENSORS MAKE DOLLARS & SENSE!

Our Standard Range 360˚, 450 ft^2 coverage occupancy sensor which incorporates Passive Infrared (PIR) detection technology into an attractive line powered occupancy sensor that provides amazing sensitivity to small motions and excellent payback.

This sensor is an economical solution for providing automatic lighting control where a wall switch replacement sensor is not applicable.

c UL LISTED

Key Features

- **Designed to work with LED/CFL technology**
- **Self-contained relay**
- **Preset time delay**
- Auto ON/OFF Operation mode*

*The sensor detects changes in the infrared energy given off by occupants as they move within the field-of-view. When occupancy is detected, a self-contained relay switches the connected lighting load on. The sensor is line powered, and switches line voltage, A standard occupancy time delay is also present that ensures lights turn off (assuming minimum on timer has elapsed) if no occupancy is detected. This timer, factory set at 15 seconds, keeps the lights on during brief periods of inactivity. It is knob programmable from 15 seconds to 30 minutes, and is reset every time occupancy is re-detected.

Specifications

	TL-1032
Technology	PIR
Occupancy/Vacancy	OCC
Coverage (Degrees Sq.Ft)	360˚ 450
Voltage	120/277 VAC
Frequency	50-60 Hz
Load Size	0-800W/0-1200W
Hot Required	Y
Neutral Required	Y
Ground Required	-
LED Indicator	-
ON/OFF Button	-
Adjustable Sensitivity	Y
Light Harvesting	Y
Operation Mode	OCC
Single Pole/2Pole/3-Way	Single Pole
Operating Temp.	0° to 55° C
Size	2.36" H x 4.92" W x 4.92" D
Weight	5.64 oz
Mounting Height	15 Ft

Application

- Warehouse
- Boardroom
- Gymnasium
- Garage
- Office
- Manufacturing plant

Other information

- Two (2) year limited warranty
- Easy retrofit
- cUL listed

Back to Menu >>

TUROLIGHT®

PIR CEILING MOUNT OCCUPANCY SENSORS

Dimensions

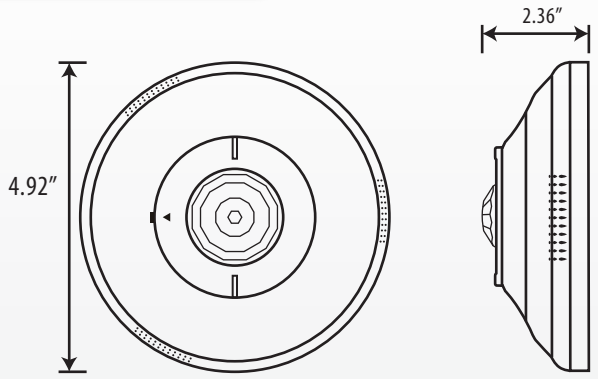

unit: inch

Detection Patterns

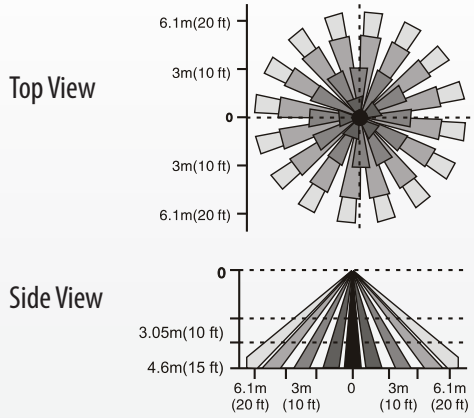

unit: feet (meter)

You might be interested in:

PIR WALL SWITCH OCCUPANCY SENSORS

Turolight's switch sensors are designed to replace a standard light or fan switch. This device can detect motion from a heat-emitting source (such as a person entering a room) within its field-of-views and automatically turn ON and OFF saving energy and reducing energy bills.

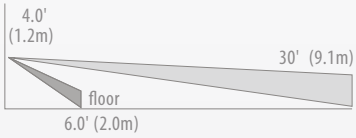

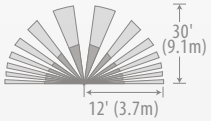

PIR HIGH BAY FIXTURE MOUNT OCCUPANCY SENSORS

Highly mountable High Bay 360° sensor provides Passive Infrared (PIR) occupancy detection over a 15-20 ft radial coverage pattern that overlaps the areas lit by a typical high bay fixture.

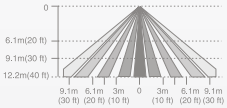

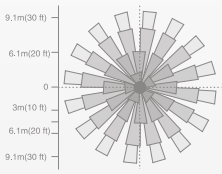

Call now for more information!

Turolight reserves the right to change specifications, modify designs and discontinue items without incurring obligation. Every effort is made to ensure that descriptions, specifications and other information in this data sheet are correct. No warranty is given in respect thereof and the company shall not be liable for any error therein.

© Turolight, Inc®.

This material is copyright. Except as permitted, no part of this work may be reproduced by any process without prior written permission of and acknowledgement to Turolight, Inc.

The identified trademarks and copyrights are the property of Turolight® unless otherwise noted.

You can find this data sheet and many others online in PDF format at:

www.turolight.com

Distributed by:

TUROLIGHT®

Back to Menu >>

TUROLIGHT®

VIV-A19, MR16, PAR20/DTW

2200K - 3000K
DIM TO WARM

Features & Benefits

- Wider color dimming range from 2200K up to 3000K
- 3 DTW products fit into different fixtures, providing a full range of lighting performance from functional to relaxation
- 15,000 hour average life
- High CRI (80+)
- Damp location rated

Dimensional drawing

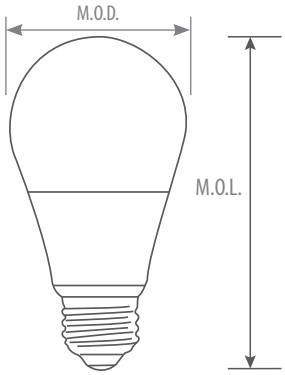

Warranty & Cautions

- 2-year limited warranty from the date of purchase
- Operating temperature range between -20˚C and +45˚C
- cETL, UL/cUL listed, FCC compliant, RoHS compliant

Product Specification

Ordering Code	Model Number	Watts	Replacement Incandescent	Base	Voltage (V)	Hour Rating	Initial Lumens(lm)	CCT(K)	CRI	Damp Location	M.O.D. (inch)	M.O.L. (inch)	Case QTY.
1752000	VIV-A19/DTW/8W/30/22	8	**60W**	E26	120	15,000	800	2200-3000	80	Y	2.36	4.40	40
1752001	VIV-MR16/DTW/5.5W/30/22/GU10	5.5	**50W**	GU10	120	15,000	450	2200-3000	80	Y	1.97	2.17	50
1752002	VIV-PAR20/DTW/6.5W/30/22	6.5	**50W**	E26	120	15,000	500	2200-3000	80	Y	2.47	3.46	50

Ordering Information

Example: VIV-A19/DTW/8W/30/22

LED CLASS	LAMP TYPE	WATTAGE	SPECIAL	CCT (K)	BASE
VIV (Vivid)	A19, MR16, PAR20	5.5W, 6.5W, 8W	DTW (dim to warm)	30/22 (3000K - 2200K)	Blank (E26) Gu10

Tel: 905-479-7093 • Toll Free: 1-888-425-7093 • Email: customerservice@turolight.com • Website: www.turolight.com

Back to Menu >>

TUROLIGHT®

LED LAMP

VIVID Series

A21 A21 3WAY PS25 E26 PS30 EX39

VIV-PS25, VIV-PS30, VIV-A21



Features & Benefits

- Energy Star listed, DLC listed for PS30
- Beam angle 230°
- High lumen output
- Enclosed fixture application, Dimmable*
- Damp location rated
- High CRI (90+)*

* For applicable models, see product specification below

Dimensional drawing

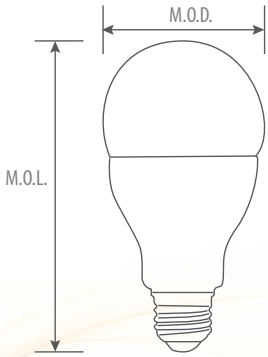

Warranty & Cautions

- 15,000hrs: 2-year; 25,000hrs: 3-year; 50,000hrs: 5-year limited warranty
- Operating temperature range between -40˚C and +40˚C

Product Specification

Ordering Code	Energy Star / DLC	Model Number	Watts	Base	Voltage (V)	Hour Rating	Beam Angle	Initial Lumens(lm)	CCT(K)	CRI	Enclosed Fixture Application	Damp Location	Dimmable	M.O.D. (inch)	M.O.L. (inch)	Case QTY.
1754406	ES	VIV-PS25/27W/40/E26	27	E26	120-277	25,000	230°	3200	4000	80	Y	Y	N	3.23	6.73	40
1755404	DLC	VIV-PS30/36W/40/EX39	36	EX39	120-277	50,000	230°	4500	4000	80	Y	Y	N	3.74	7.28	40
1764210	ES	VIV-A21/23W/30/D	23	E26	120	15,000	230°	2550	3000	80	Y	Y	Y	2.63	4.8	40
1753200	ES	VIV-A21/I90/18W/30/D	18	E26	120	25,000	230°	2000	3000	90	Y	Y	Y	2.63	4.8	40
1763232	ES	VIV-A21/3WAY/15W/27/D	15/10/5	E26	120	15,000	230°	1600/1100/600	2700	80	Y	Y	Y	2.63	4.8	40

Tel: 905-479-7093 • Toll Free: 1-888-425-7093 • Email: customerservice@turolight.com • Website: www.turolight.com

Back to Menu >>

TUROLIGHT®

Dimmable

LED LAMP

VIVID Series

5.5W

VIV-A15

ENERGY STAR c UL us LISTED FC RoHS COMPLIANT

Features & Benefits

- 5.5W replaces 40W incandescent
  6W replaces 50W incandescent
- High CRI (80+), dimmable
- Enclosed fixture application for 5.5W
- Damp location approved

Dimensional drawing

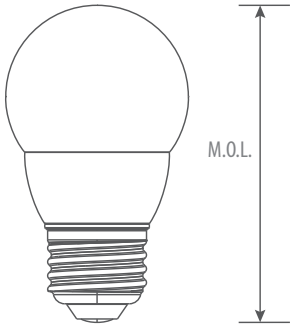

Warranty & Cautions

- 3-year limited warranty
- Operating temperature range between -20˚C and +40˚C
- UL/cUL listed, FCC compliant, RoHS compliant

Product Specification

Ordering Code	Energy Star	Model Number	Watts	Replacement Incandescent	Base	Voltage (V)	Hour Rating	Beam Angle	Initial Lumens(lm)	CCT(K)	CRI	Enclosed Fixture Application	Damp LOC.	M.O.L. (inch)	Case QTY.
1752105	Y	VIV-A15/5.5W/27/D/F	5.5	**40W**	E26	120	25,000	220°	450	2700	80	Y	Y	3.3	100
1752219	Y	VIV-A15/5.5W/30/D/F	5.5	**40W**	E26	120	25,000	220°	450	3000	80	Y	Y	3.3	100
1752210	-	VIV-A15/6W/30/D/F	6	**50W**	E26	120	15,000	180°	500	3000	80	-	Y	3.3	50
1752405	-	VIV-A15/6W/40/D/F	6	**50W**	E26	120	15,000	180°	500	4000	80	-	Y	3.3	50
1762734	-	VIV-A15/6W/27/D/F	6	**50W**	E26	120	15,000	180°	500	2700	80	-	Y	3.3	50

6W

Ordering Information Example: VIV-A15/6W/27/D/F

LED CLASS	LAMP TYPE	WATTAGE	CCT(K)	DIMMABLE	FROST
VIV (Vivid)	A15	5.5W 6W	27 (2700K) 30 (3000K) 40 (4000K)	D (dimmable)	F (Frost)

Tel: 905-479-7093 • Toll Free: 1-888-425-7093 • Email: customerservice@turolight.com • Website: www.turolight.com

Back to Menu >>

TUROLIGHT®

Dimmable

LED LAMP

VIVID Series

VIV-A19/X18

ENERGY STAR c UL us LISTED FC RoHS COMPLIANT

Features & Benefits

- Energy Star listed
- 15W replaces 100W incandescent
  11W replaces 75W incandescent
  9W replaces 60W incandescent
  6W replaces 40W incandescent
- High CRI (80+), dimmable
- 25,000 hour average life
- Enclosed fixture application
- Damp location approved

Dimensional drawing

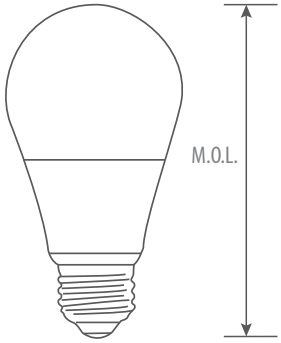

Warranty & Cautions

- 3-year limited warranty
- Operating temperature range between -40˚C and +45˚C
- UL/cUL listed, FCC compliant, RoHS compliant

Product Specification

Ordering Code	ES	Model Number	Watts	Replacement Incandescent	Base	Voltage (V)	Hour Rating	Beam Angle	Initial Lumens(lm)	CCT(K)	CRI	Enclosed Fixture Application	Damp LOC.	M.O.L. (inch)	Case QTY.
1762021	Y	VIV-A19/X18/15W/27/D	15	**100W**	E26	120	25,000	220°	1600	2700	80	Y	Y	4.9	40
1762797	Y	VIV-A19/X18/15W/30/D	15	**100W**	E26	120	25,000	220°	1600	3000	80	Y	Y	4.9	40
1762879	Y	VIV-A19/X18/15W/40/D	15	**100W**	E26	120	25,000	220°	1600	4000	80	Y	Y	4.9	40
1762549	Y	VIV-A19/X18/15W/50/D	15	**100W**	E26	120	25,000	220°	1600	5000	80	Y	Y	4.9	40
1762798	Y	VIV-A19/X18/11W/30/D	11	**75W**	E26	120	25,000	220°	1100	3000	80	Y	Y	4.4	40
1762880	Y	VIV-A19/X18/11W/40/D	11	**75W**	E26	120	25,000	220°	1100	4000	80	Y	Y	4.4	40
1762019	Y	VIV-A19/X18/9W/27/D	9	**60W**	E26	120	25,000	220°	800	2700	80	Y	Y	4.4	40
1762799	Y	VIV-A19/X18/9W/30/D	9	**60W**	E26	120	25,000	220°	800	3000	80	Y	Y	4.4	40
1762881	Y	VIV-A19/X18/9W/40/D	9	**60W**	E26	120	25,000	220°	800	4000	80	Y	Y	4.4	40
1762550	N	VIV-A19/X18/9W/50/D	9	**60W**	E26	120	25,000	220°	800	5000	80	Y	Y	4.4	40
1762020	Y	VIV-A19/X18/6W/27/D	6	**40W**	E26	120	25,000	220°	450	2700	80	Y	Y	4.2	40
1762700	Y	VIV-A19/X18/6W/30/D	6	**40W**	E26	120	25,000	220°	450	3000	80	Y	Y	4.2	40
1762882	Y	VIV-A19/X18/6W/40/D	6	**40W**	E26	120	25,000	220°	450	4000	80	Y	Y	4.2	40

Ordering Information Example: VIV-A19/X18/15W/27/D

LED CLASS	LAMP TYPE	SERIES	WATTAGE	CCT(K)	DIMMABLE
VIV (Vivid)	A19	X18	15W	50 (5000K) 40 (4000K) 30 (3000K) 27 (2700K)	D (dimmable) Blank (non dimmable)

Tel: 905-479-7093 • Toll Free: 1-888-425-7093 • Email: customerservice@turolight.com • Website: www.turolight.com

Back to Menu >>

TUROLIGHT®

LED LAMP
PURE VISION

PV-A19

Features & Benefits

- Energy Star listed*, Dimmable*
- 15,000 hour average life
- High CRI (80+)
- Enclosed fixture application*
- Damp location approved

Dimensional drawing

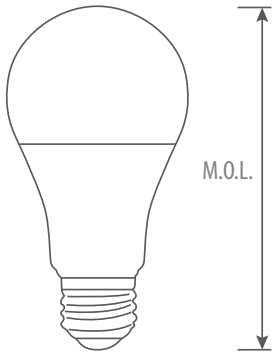

Warranty & Cautions

- 2-year limited warranty
- Operating temperature range between -40˚C and +45˚C
- UL/cUL listed, FCC compliant, RoHS compliant

* For applicable models, see product specification below

Ordering Information Example: PV-A19/X2/12W/27

LED CLASS	LAMP TYPE	WATTAGE	CCT(K)
PV (Pure Vision)	A19 A19/S A19/I8 A19/I8S A19/X2	6W, 8.5W,9W 10W, 12W	50 (5000K), 40 (4000K) 35 (3500K), 30 (3000K) 27 (2700K)

Product Specification

Ordering Code	ES	Model Number	Watts	Replacement Incandescent	Base	Voltage (V)	Hour Rating	Beam Angle	Initial Lumens(lm)	CCT(K)	CRI	Enclosed Fixture Application	Damp LOC.	M.O.L. (inch)	Case QTY.
PV-A19 (Dimmable)															
1732218	Y	PV-A19/9W/30/D	9	**60W**	E26	120	15,000	220°	800	3000	80	Y	Y	4.3	40
1732417	Y	PV-A19/9W/40/D	9	**60W**	E26	120	15,000	220°	800	4000	80	Y	Y	4.3	40
1732220	Y	PV-A19/S/9W/30/D	9	**60W**	E26	120	15,000	220°	800	3000	80	Y	Y	4.3	40
1732419	Y	PV-A19/S/9W/40/D	9	**60W**	E26	120	15,000	220°	800	4000	80	Y	Y	4.3	40
PV-A19 (Non dimmable)															
1732114	N	PV-A19/I8/8.5W/27	8.5	**60W**	E26	120	15,000	220°	800	2700	80	Y	Y	4.3	40
1732219	N	PV-A19/I8/8.5W/30	8.5	**60W**	E26	120	15,000	220°	800	3000	80	Y	Y	4.3	40
1732418	N	PV-A19/I8/8.5W/40	8.5	**60W**	E26	120	15,000	220°	800	4000	80	Y	Y	4.3	40
1732517	N	PV-A19/I8/8.5W/50	8.5	**60W**	E26	120	15,000	220°	800	5000	80	Y	Y	4.3	40
1732221	N	PV-A19/I8S/8.5W/30	8.5	**60W**	E26	120	15,000	220°	800	3000	80	Y	Y	4.3	40
1732420	N	PV-A19/I8S/8.5W/40	8.5	**60W**	E26	120	15,000	220°	800	4000	80	Y	Y	4.3	40
1732111	Y	PV-A19/X2/12W/27	12	**75W**	E26	120	15,000	220°	1100	2700	80	Y	Y	4.3	40
1732212	Y	PV-A19/X2/12W/30	12	**75W**	E26	120	15,000	220°	1100	3000	80	Y	Y	4.3	40
1732412	Y	PV-A19/X2/12W/40	12	**75W**	E26	120	15,000	220°	1100	4000	80	Y	Y	4.3	40
1732512	Y	PV-A19/X2/12W/50	12	**75W**	E26	120	15,000	220°	1100	5000	80	Y	Y	4.3	40
1732110	Y	PV-A19/10W/27	10	**60W**	E26	120	15,000	220°	800	2700	80	Y	Y	4.3	40
1732210	Y	PV-A19/10W/30	10	**60W**	E26	120	15,000	220°	800	3000	80	Y	Y	4.3	40
1732305	Y	PV-A19/10W/35	10	**60W**	E26	120	15,000	220°	800	3500	80	Y	Y	4.3	40
1732410	Y	PV-A19/10W/40	10	**60W**	E26	120	15,000	220°	800	4000	80	Y	Y	4.3	40
1732507	Y	PV-A19/10W/50	10	**60W**	E26	120	15,000	220°	800	5000	80	Y	Y	4.3	40
1732213	Y	PV-A19/6W/30	6	**40W**	E26	120	15,000	220°	450	5000	80	Y	Y	4.3	40

Tel: 905-479-7093 • Toll Free: 1-888-425-7093 • Email: customerservice@turolight.com • Website: www.turolight.com

Back to Menu >>

TUROLIGHT®

LED LAMP
PURE VISION

PV-A19 (Base GU24)

Features & Benefits

- Energy Star listed, Dimmable
- 15,000 hour average life
- High CRI (80+)
- Enclosed fixture application
- Damp location approved
- Beam angle 230°

Dimensional drawing

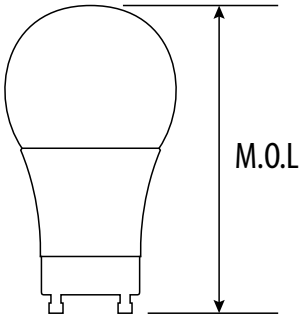

Warranty & Cautions

- 2-year limited warranty
- Operating temperature range between -40˚C and +40˚C
- UL/cUL listed, FCC compliant, RoHS compliant

Product Specification

ES	Model Number	Watts	Replacement Incandescent	Base	Voltage (V)	Hour Rating	Beam Angle	Initial Lumens(lm)	CCT(K)	CRI	Enclosed Fixture Application	Damp LOC.	M.O.L. (inch)	Case QTY.
Y	PV-A19/9.5W/27/D/GU	9.5	**60W**	GU24	120	15,000	230°	800	2700	80	Y	Y	4.17	40
Y	PV-A19/9.5W/30/D/GU	9.5	**60W**	GU24	120	15,000	230°	800	3000	80	Y	Y	4.17	40
Y	PV-A19/9.5W/40/D/GU	9.5	**60W**	GU24	120	15,000	230°	800	4000	80	Y	Y	4.17	40
Y	PV-A19/9.5W/50/D/GU	9.5	**60W**	GU24	120	15,000	230°	800	5000	80	Y	Y	4.17	40

Ordering Information Example: PV-A19/9.5W/27/D/GU

LED CLASS	LAMP TYPE	WATTAGE	CCT(K)	Dimmable	Base
PV (Pure Vision)	A19	9.5W	27 (2700K)	D(Dimmable)	GU (GU24)

Tel: 905-479-7093 • Toll Free: 1-888-425-7093 • Email: customerservice@turolight.com • Website: www.turolight.com

Back to Menu >>

TUROLIGHT®

Dimmable

VIV-G9, VIV-G4, VIV-MR11

Intertek

Features & Benefits

- High lumen design
- High CRI ≥80
- cETL listed, FCC compliant, RoHS compliant
- Dimmable, except MR11
- 25,000 hour average life*
- Enclosed luminaires application*
- Damp location approved*

* For applicable models, see product specification below

Dimensional drawing

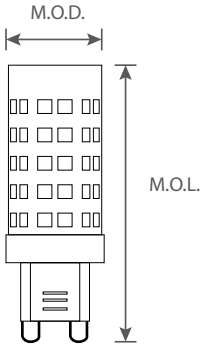

Warranty & Cautions

- 15,000hrs: 2-year; 25,000hrs: 3-year limited warranty
- Operating temperature range between -20˚C and +40˚C

Product Specification

Ordering Code	Model Number	Watts	Replacement Halogen	Base	Voltage (V)	Hour Rating	Beam Angle	Initial Lumens(lm)	CCT(K)	CRI	Enclosed Fixture	Damp Location	M.O.D. (inch)	M.O.L. (inch)	Case QTY.
1751100	VIV-G9/4W/27/D	4	**45W**	G9	120	25,000	330°	450	2700	80	Y	Y	0.77	2.16	100
1751200	VIV-G9/4W/30/D	4	**45W**	G9	120	25,000	330°	450	3000	80	Y	Y	0.77	2.16	100
1751400	VIV-G9/4W/40/D	4	**45W**	G9	120	25,000	330°	450	4000	80	Y	Y	0.77	2.16	100
1751201	VIV-G4/2.5W/30/D	2.5	**30W**	G4	12	15,000	360°	300	3000	80	N	N	0.52	1.7	100
1751403	VIV-G4/2.5W/40/D	2.5	**30W**	G4	12	15,000	360°	300	4000	80	N	N	0.52	1.7	100
1751203	VASO-MR11/3W/30/FL/GU4	3	**20W**	GU4	12	25,000	30°	200	3000	80	Y	Y	1.38	1.5	100

Ordering Information

Example: VIV-G9/4W/27/D

LED CLASS	LAMP TYPE	WATTAGE	CCT (K)	DIMMABLE
VIV (Vivid)	G9	4W (G9)	27 (2700K)	D (dimmable)
VASO	G4	2.5W (G4)	30 (3000K)	
	MR11	3W (MR11)	40 (4000K)	

Tel: 905-479-7093 • Toll Free: 1-888-425-7093 • Email: customerservice@turolight.com • Website: www.turolight.com

Back to Menu >>

TUROLIGHT®

Dimmable

LED LAMP

HD Series

HD-MR16

Features & Benefits

- Energy Star listed, 25,000 hour average life
- Dimmable, High CRI (90+)*
- Suitable for enclosed fixtures
- Damp location rated

* For applicable models, see product specification below

Warranty & Cautions

- 3-year limited warranty from the date of purchase
- Operating temperature between -20˚C and +45˚C

Dimensional drawing

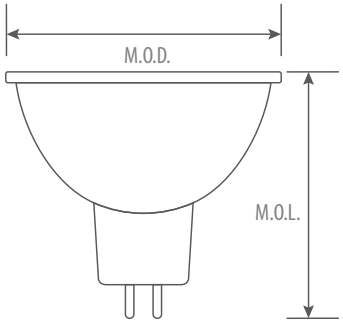

Ordering Information

Example: HD-MR16/9W/30/SP15/GU5.3/D/HL

LED CLASS	LAMP TYPE	WATTAGE	CCT(K)	BEAM ANGLE	BASE	DIMMABLE	OTHER
HD	MR16	9W 6.5W	30 (3000K) 40 (4000K)	SP15 (15°) FL25 (25°) FL35 (35°)	GU5.3	D (dimmable)	HL (High Lumen) I90 (CRI 90)

Product Specification

Ordering Code	ES	Model Number	Watts	Replacement Incandescent	Base	Voltage (V)	Hour Rating	Beam Angle	Initial Lumens(lm)	CCT(K)	CRI	C.B.C.P	Enclosed Fixture Application	Damp LOC.	M.O.D. (inch)	M.O.L. (inch)	Case QTY.
HD-MR16																	
1782225	Y	HD-MR16/9W/30/SP15/GU5.3/D/HL	9	**60W**	GU5.3	12	25,000	15°	685	3000	80	6800	Y	Y	1.97	1.87	50
1782226	Y	HD-MR16/9W/30/FL25/GU5.3/D/HL	9	**60W**	GU5.3	12	25,000	25°	685	3000	80	3200	Y	Y	1.97	1.87	50
1782227	Y	HD-MR16/9W/30/FL35/GU5.3/D/HL	9	**60W**	GU5.3	12	25,000	35°	685	3000	80	1850	Y	Y	1.97	1.87	50
1782228	Y	HD-MR16/9W/30/FL35/GU5.3/D/I90	9	**40W**	GU5.3	12	25,000	35°	565	3000	90	1463	Y	Y	1.97	1.87	50
1762810	Y	HD-MR16/6.5W/40/FL35/JDR/D	6.5	**40W**	GU5.3	12	25,000	35°	500	4000	80	1346	Y	Y	1.97	2.3	50

Tel: 905-479-7093 • Toll Free: 1-888-425-7093 • Email: customerservice@turolight.com • Website: www.turolight.com

Back to Menu >>

TUROLIGHT®

Dimmable

LED LAMP

VIVID Series

VIV-MR16

ENERGY STAR · c UL us LISTED · FC · RoHS COMPLIANT

Features & Benefits

- Energy Star listed
- 7W/6.5W replaces 50W/40W incandescent
- High CRI (80+), dimmable
- 25,000 hour average life
- Damp location approved

Warranty & Cautions

- 3-year limited warranty
- Operating temperature range between -20˚C and +45˚C

Dimensional drawing

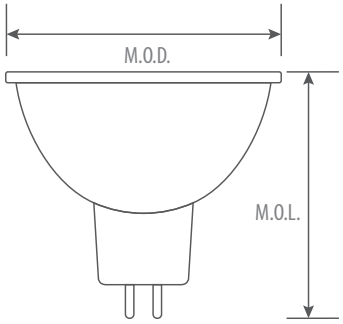

Ordering Information

Example: VIV-MR16/6.5W/27/WFL35/JDR/S/D

LED CLASS	LAMP TYPE	WATTAGE	CCT(K)	BEAM ANGLE	BASE	NECK LENGTH	DIMMABLE
VIV (Vivid)	MR16 MR16/T3	7W 6W, 6.5W	50 (5000K) 40 (4000K) 30 (3000K) 27 (2700K)	WFL40 (40°) WFL35 (35°) FL25 (25°)	JDR (E26) GU10 GU5.3	L (Long) S (Short)	D (dimmable) Blank (non dimmable)

Product Specification

Ordering Code	ES	Model Number	Watts	Replacement Incandescent	Base	Voltage (V)	Hour Rating	Beam Angle	Initial Lumens(lm)	CCT(K)	CRI	C.B.C.P	Enclosed Fixture Application	Damp LOC.	M.O.D. (inch)	M.O.L. (inch)	Case QTY.
1752202	Y	VIV-MR16/T3/7W/30/WFL40/GU5.3/D	7	**50W**	GU5.3	12	25,000	40°	500	3000	80	1251	-	Y	1.97	1.8	100
1752402	N	VIV-MR16/T3/7W/40/WFL40/GU5.3/D	7	**50W**	GU5.3	12	25,000	40°	500	4000	80	1251	-	Y	1.97	1.8	100
1752203	Y	VIV-MR16/T3/6W/30/WFL40/GU10/D	6	**40W**	GU10	120	25,000	40°	455	3000	83	1442	-	Y	1.89	2.05	50
1762013	N	VIV-MR16/6.5W/27/FL25/GU10/D	6.5	**40W**	GU10	120	25,000	25°	480	2700	80	1442	-	Y	1.97	2.17	50
1762787	Y	VIV-MR16/6.5W/30/FL25/GU10/D	6.5	**40W**	GU10	120	25,000	25°	480	3000	80	1442	-	Y	1.97	2.17	50
1762870	N	VIV-MR16/6.5W/40/FL25/GU10/D	6.5	**40W**	GU10	120	25,000	25°	480	4000	80	1495	-	Y	1.97	2.17	50
1762014	N	VIV-MR16/6.5W/27/WFL35/GU10/D	6.5	**40W**	GU10	120	25,000	35°	480	2700	80	1080	-	Y	1.97	2.17	50
1762788	Y	VIV-MR16/6.5W/30/WFL35/GU10/D	6.5	**40W**	GU10	120	25,000	35°	480	3000	80	1080	-	Y	1.97	2.17	50
1762871	Y	VIV-MR16/6.5W/40/WFL35/GU10/D	6.5	**40W**	GU10	120	25,000	35°	480	4000	80	1168	-	Y	1.97	2.17	50
1762009	N	VIV-MR16/6.5W/27/FL25/JDR/S/D	6.5	**40W**	E26	120	25,000	25°	500	2700	80	1495	-	Y	1.97	2.28	50
1762789	N	VIV-MR16/6.5W/30/FL25/JDR/S/D	6.5	**40W**	E26	120	25,000	25°	500	3000	80	1495	-	Y	1.97	2.28	50
1762872	N	VIV-MR16/6.5W/40/FL25/JDR/S/D	6.5	**40W**	E26	120	25,000	25°	500	4000	80	1495	-	Y	1.97	2.28	50
1762010	N	VIV-MR16/6.5W/27/WFL35/JDR/S/D	6.5	**40W**	E26	120	25,000	35°	500	2700	80	1080	-	Y	1.97	2.28	50
1762790	N	VIV-MR16/6.5W/30/WFL35/JDR/S/D	6.5	**40W**	E26	120	25,000	35°	500	3000	80	1080	-	Y	1.97	2.28	50
1762873	N	VIV-MR16/6.5W/40/WFL35/JDR/S/D	6.5	**40W**	E26	120	25,000	35°	500	4000	80	1080	-	Y	1.97	2.28	50
1762544	N	VIV-MR16/6.5W/50/WFL35/JDR/S/D	6.5	**40W**	E26	120	25,000	35°	500	5000	80	1080	-	Y	1.97	2.28	50
1762011	N	VIV-MR16/6.5W/27/FL25/JDR/L/D	6.5	**40W**	E26	120	25,000	25°	480	2700	80	1442	-	Y	1.97	2.84	50
1762791	Y	VIV-MR16/6.5W/30/FL25/JDR/L/D	6.5	**40W**	E26	120	25,000	25°	480	3000	80	1442	-	Y	1.97	2.84	50
1762874	N	VIV-MR16/6.5W/40/FL25/JDR/L/D	6.5	**40W**	E26	120	25,000	25°	480	4000	80	1495	-	Y	1.97	2.84	50
1762012	Y	VIV-MR16/6.5W/27/WFL35/JDR/L/D	6.5	**40W**	E26	120	25,000	35°	480	2700	80	1080	-	Y	1.97	2.84	50
1762792	Y	VIV-MR16/6.5W/30/WFL35/JDR/L/D	6.5	**40W**	E26	120	25,000	35°	480	3000	80	1080	-	Y	1.97	2.84	50
1762875	Y	VIV-MR16/6.5W/40/WFL35/JDR/L/D	6.5	**40W**	E26	120	25,000	35°	480	4000	80	1168	-	Y	1.97	2.84	50

Tel: 905-479-7093 • Toll Free: 1-888-425-7093 • Email: customerservice@turolight.com • Website: www.turolight.com

Back to Menu >>

TUROLIGHT®

Dimmable

LED LAMP
VASO Series

VASO-MR16

Features & Benefits

- Energy Star listed*
- 25,000 hour average life*
- Glass Housing
- Enclosed fixture application*
- High CRI (80+), dimmable
- Damp location approved

* For applicable models, see product specification below

Dimensional drawing

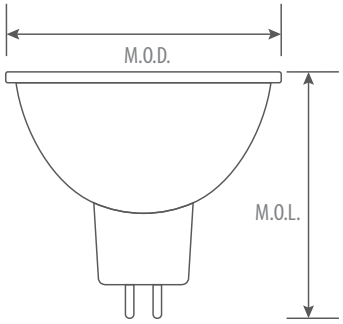

Warranty & Cautions

- 15,000hrs: 2-year; 25,000hrs: 3-year limited warranty
- Operating temperature range between -40˚C and +40˚C (GU10), -20˚C and +45˚C (GU5.3)
- cETL listed for GU5.3, cUL listed for GU10

Product Specification

Ordering Code	ES	Model Number	Watts	Replacement Incandescent	Base	Voltage (V)	Hour Rating	Beam Angle	Initial Lumens(lm)	CCT(K)	CRI	C.B.C.P	Enclosed Fixture Application	Damp LOC.	M.O.D. (inch)	M.O.L. (inch)	Case QTY.
1751202	-	VASO-MR16/5W/30/WFL40/GU10/D	5	**50W**	GU10	120	15,000	40°	500	3000	80	680	-	Y	1.97	2.11	100
1751402	-	VASO-MR16/5W/40/WFL40/GU10/D	5	**50W**	GU10	120	15,000	40°	500	4000	80	680	-	Y	1.97	2.11	100
1762038	Y	VASO-MR16/7W/30/WFL40/GU10/D	7	**50W**	GU10	120	25,000	40°	520	3000	80	895	Y	Y	1.97	2.20	100
1762894	Y	VASO-MR16/7W/40/WFL40/GU10/D	7	**50W**	GU10	120	25,000	40°	520	4000	80	895	Y	Y	1.97	2.20	100
1762198	Y	VASO-MR16/6W/27/FL35/GU5.3/D	6	**40W**	GU5.3	12	25,000	35°	450	2700	80	877	Y	Y	1.97	1.8	50
1762760	Y	VASO-MR16/6W/30/FL35/GU5.3/D	6	**40W**	GU5.3	12	25,000	35°	450	3000	80	877	Y	Y	1.97	1.8	50
1762847	Y	VASO-MR16/6W/40/FL35/GU5.3/D	6	**40W**	GU5.3	12	25,000	35°	450	4000	80	877	Y	Y	1.97	1.8	50

VASO-MR16/5W/GU10

VASO-MR16/7W/GU10

Ordering Information Example: VASO-MR16/6W/27/FL35/GU5.3/D

LED CLASS	LAMP TYPE	WATTAGE	CCT(K)	BEAM ANGLE	BASE	DIMMABLE
VASO	MR16	5W 6W 7W	27 (2700K) 30 (3000K) 40 (4000K)	FL35 (35°) WFL40 (40°)	GU5.3 GU10	D (dimmable) Blank (non dimmable)

Tel: 905-479-7093 • Toll Free: 1-888-425-7093 • Email: customerservice@turolight.com • Website: www.turolight.com

Back to Menu >>

TUROLIGHT®

LED LAMP

HD Series

HD-PAR38, HD-PAR30LN, HD-PAR30

ENERGY STAR · c UL us LISTED · FC · RoHS COMPLIANT

Features & Benefits

- Outstanding high lumen output, for premium and high ceiling applications
- May be used to replace high lumen PAR, including Ceramic Metal Halide (CMH)
- 3 different beam angles (PAR 38/26W) to meet all your lighting needs
- Excellent performance for task lighting
- 50,000 hour average life, Energy Star listed*
- Energy saving up to 80% (compared with CMH)
- Enclosed fixture application and wet location approved*
- High CRI (Up to 90+)

*For applicable models, see product specification below.

Warranty & Cautions

- 5-year (ES approved), 3-year (non ES) limited warranty
- Operating temperature range between -20˚C and +40˚C
- UL/cUL listed, FCC compliant, RoHS compliant
- For replacement of CMH lamp types, you need to disconnect ballasts before installation

Dimensional drawing

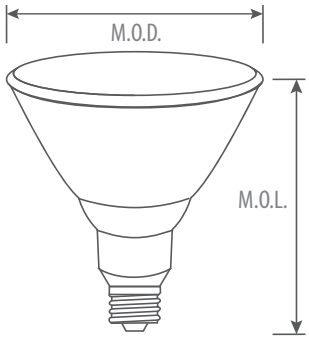

Product Specification

Ordering Code	ES*	Model Number	Watts	Replacement CMH	Base	Voltage (V)	Hour Rating	Beam Angle	Initial Lumens(lm)	CCT(K)	CRI	C.B.C.P. (cd)	EFA[1]	Wet LOC.*	Damp LOC.	M.O.D. (inch)	M.O.L. (inch)	Case QTY.
HD-PAR38 (non dimmable)																		
1785203	Y	HD-PAR38/38W/30/FL25	38	**100W**	E26	120	50,000	25°	4000	3000	80	17500	N	Y	Y	4.8	5.04	10
1785401	Y	HD-PAR38/38W/40/FL25	38	**100W**	E26	120	50,000	25°	4000	4000	80	17500	N	Y	Y	4.8	5.04	10
1785200	Y	HD-PAR38/38W/30/WFL40	38	**100W**	E26	120	50,000	40°	4000	3000	80	8000	N	Y	Y	4.8	5.04	10
1785400	Y	HD-PAR38/38W/40/WFL40	38	**100W**	E26	120	50,000	40°	4000	4000	80	8000	N	Y	Y	4.8	5.04	8
HD-PAR38 (dimmable)																		
1784201	Y	HD-PAR38/26W/30/SP15/D	26	**70W**	E26	120	50,000	15°	2400	3000	90	20000	Y	Y	Y	4.8	5.04	8
1784202	Y	HD-PAR38/26W/30/FL25/D	26	**70W**	E26	120	50,000	25°	2400	3000	90	11000	Y	Y	Y	4.8	5.04	8
1784203	Y	HD-PAR38/26W/30/WFL40/D	26	**70W**	E26	120	50,000	40°	2400	3000	90	4000	Y	Y	Y	4.8	5.04	8
1784405	Y	HD-PAR38/26W/40/SP15/D	26	**70W**	E26	120	50,000	15°	2400	4000	90	20000	Y	Y	Y	4.8	5.04	8
1784406	Y	HD-PAR38/26W/40/FL25/D	26	**70W**	E26	120	50,000	25°	2400	4000	90	11000	Y	Y	Y	4.8	5.04	8
1784407	Y	HD-PAR38/26W/40/WFL40/D	26	**70W**	E26	120	50,000	40°	2400	4000	90	4000	Y	Y	Y	4.8	5.04	8
HD-PAR30																		
1785201	Y	HD-PAR30LN/33W/30/FL25/D	33	**70W**	E26	120	50,000	25°	3000	3000	90	13000	N	N	Y	3.74	4.65	12
1785402	Y	HD-PAR30LN/33W/40/FL25/D	33	**70W**	E26	120	50,000	25°	3000	4000	90	13000	N	N	Y	3.74	4.65	12
1785202	Y	HD-PAR30LN/33W/30/WFL40/D	33	**70W**	E26	120	50,000	40°	3000	3000	90	6500	N	N	Y	3.74	4.65	12
1785403	Y	HD-PAR30LN/33W/40/WFL40/D	33	**70W**	E26	120	50,000	40°	3000	4000	90	6500	N	N	Y	3.74	4.65	12
1785404	N	HD-PAR30LN/33W/30/WFL60/D	33	**70W**	E26	120	50,000	60°	3000	3000	90		N	N	Y	3.74	4.65	12
1785404	N	HD-PAR30LN/33W/40/WFL60/D	33	**70W**	E26	120	50,000	60°	3000	4000	90		N	N	Y	3.74	4.65	12
1782225	N	HD-PAR30/11W/30/FL25/D	11	**39W**	E26	120	40,000	25°	1100	3000	80	2910	Y	N	Y	3.74	3.58	30
1782226	N	HD-PAR30/11W/30/WFL40/D	11	**39W**	E26	120	40,000	40°	1100	3000	80	1315	Y	N	Y	3.74	3.58	30

[1] Enclosed Fixture Application

Tel: 905-479-7093 • Toll Free: 1-888-425-7093 • Email: customerservice@turolight.com • Website: www.turolight.com

TUROLIGHT®

HD-PAR38, HD-PAR30LN, HD-PAR30

Accent Lighting Performance

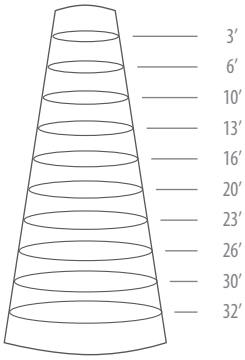

HD-PAR38/26W/30/SP15/D

Distance	Footcandles	Diameter
3′	1961	0.81'
6′	490.2	1.63'
10′	176.5	2.71'
13′	104.4	3.52'
16′	68.9	4.34'
20′	44.1	5.42'
23′	33.4	6.23'
26′	26.1	7.05'
30′	19.6	8.13'
32′	17.2	8.67'

HD-PAR38/26W/30/FL25/D

Distance	Footcandles	Diameter
3′	1322	1.11'
6′	330.5	2.22'
10′	119	3.70'
13′	70.4	4.81'
16′	46.5	5.92'
20′	29.8	7.41'
23′	22.5	8.52'
26′	17.6	9.63'
30′	13.2	11.11'
32′	11.6	11.85'

HD-PAR38/26W/30/WFL40/D

Distance	Footcandles	Diameter
3′	573.5	2.22′
6′	143.4	4.44′
10′	51.6	7.41′
13′	30.5	9.63′
16′	20.2	11.85′
20′	12.9	14.81′
23′	9.8	17.03′
26′	7.6	19.25′
30′	5.7	22.22′
32′	5	23.70′

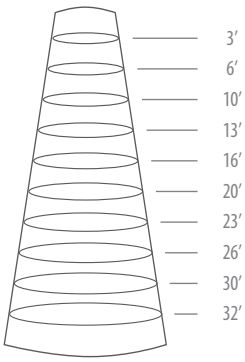

HD-PAR38/38W/30/FL25

Distance	Footcandles	Diameter
3′	2264	1.04'
6′	566.1	2.07'
10′	203.8	3.45'
13′	120.6	4.49'
16′	79.6	5.52'
20′	50.9	6.91'
23′	38.5	7.94'
26′	30.2	8.97'
30′	22.6	10.35'
32′	19.9	11.04'

HD-PAR38/38W/30/WFL40

Distance	Footcandles	Diameter
3′	901.7	2.19'
6′	225.4	4.38'
10′	81.2	7.31'
13′	48	9.50'
16′	31.7	11.69'
20′	20.3	14.61'
23′	15.3	16.80'
26′	12	19.00'
30′	9	21.92'
32′	7.9	23.38'

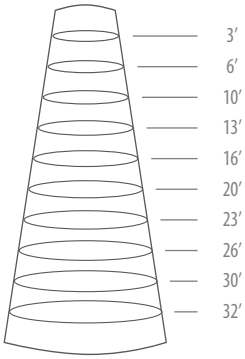

HD-PAR30LN/33W/30/FL25/D

Distance	Footcandles	Diameter
3′	1186	1.22'
6′	296.6	2.43'
10′	106.8	4.06'
13′	63.2	5.27'
16′	41.7	6.49'
20′	26.7	8.11'
23′	20.2	9.33'
26′	15.8	10.54'
30′	11.9	12.17'
32′	10.4	12.98'

HD-PAR30LN/33W/30/WFL40/D

Distance	Footcandles	Diameter
3′	712.7	2.03'
6′	178.2	4.05'
10′	64.1	6.76'
13′	37.9	8.78'
16′	25.1	10.81'
20′	16	13.51'
23′	12.1	15.54'
26′	9.5	17.56'
30′	7.1	20.27'
32′	6.3	21.62'

HD-PAR30LN/33W/30/WFL60/D

Distance	Footcandles	Diameter
3'	256	3.9'
6'	n.a.	n.a.
10'	28.4	11.7'
13'	16	15.6'
17'	9.5	20.2'
20'	7.1	23.4'
23'	5.2	27.3'
26'	4.0	31.2'
30'	3.2	35'
32'	2.6	38'

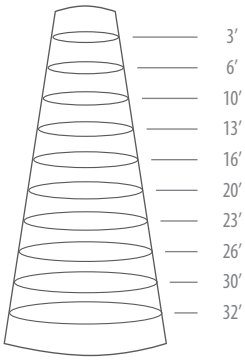

HD-PAR30/11W/30/FL25/D

Distance	Footcandles	Diameter
3′	480.5	1.15'
6′	120.1	2.30'
10′	43.2	3.83'
13′	25.6	4.97'
16′	16.9	6.12'
20′	10.8	7.65'
23′	8.2	8.80'
26′	6.4	9.94'
30′	4.8	11.47'
32′	4.2	12.24'

HD-PAR30/11W/30/WFL40/D

Distance	Footcandles	Diameter
3′	248	2.02'
6′	62	4.03'
10′	22.3	6.73'
13′	13.2	8.75'
16′	8.7	10.77'
20′	5.6	13.46'
23′	4.2	15.48'
26′	3.3	17.5'
30′	2.5	20.19'
32′	2.2	21.54'

Tel: 905-479-7093 • Toll Free: 1-888-425-7093 • Email: customerservice@turolight.com • Website: www.turolight.com

Back to Menu >>

TUROLIGHT®

Dimmable



VIV-PAR20/I90

Intertek

Features & Benefits

- Deliver nearly perfect color accuracy and reproduction High CRI (90+), Dimmable
- 7W replaces 50W incandescent
- 25,000 hour average life
- Enclosed luminaires application
- Wet location approved

Dimensional drawing

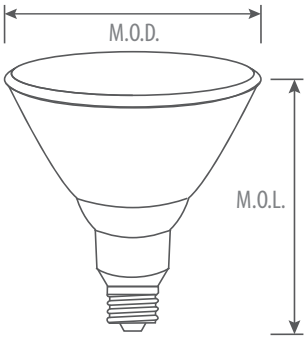

Warranty & Cautions

- 3-year limited warranty from the date of purchase
- Operating temperature range between -40˚C and +45˚C
- cETL listed, FCC compliant, RoHS compliant

Product Specification

Ordering Code	Model Number	Watts	Replacement Incandescent	Base	Voltage (V)	Hour Rating	Beam Angle	Initial Lumens(lm)	CCT(K)	CRI	Enclosed Fixture	Wet Location	M.O.D. (inch)	M.O.L. (inch)	Case QTY.
1752104	VIV-PAR20/I90/7W/27/WFL40/D	7	**50W**	E26	120	25,000	40°	500	2700	90	Y	Y	2.47	3.46	50
1752211	VIV-PAR20/I90/7W/30/WFL40/D	7	**50W**	E26	120	25,000	40°	500	3000	90	Y	Y	2.47	3.46	50
1752409	VIV-PAR20/I90/7W/40/WFL40/D	7	**50W**	E26	120	25,000	40°	500	4000	90	Y	Y	2.47	3.46	50
1752506	VIV-PAR20/I90/7W/50/WFL40/D	7	**50W**	E26	120	25,000	40°	500	5000	90	Y	Y	2.47	3.46	50

Ordering Information

Example: VIV-PAR20/I90/7W/27/WFL40/D

LED CLASS	LAMP TYPE	CRI	WATTAGE	CCT (K)	BEAM ANGLE	DIMMABLE
VIV (Vivid)	PAR20	I90 (CRI≥90)	7W	27 (2700K) 30 (3000K) 40 (4000K) 50 (5000k)	WFL40 (40°)	D (dimmable)

Tel: 905-479-7093 • Toll Free: 1-888-425-7093 • Email: customerservice@turolight.com • Website: www.turolight.com

Back to Menu >>

TUROLIGHT®

Dimmable

LED LAMP
PURE VISION

PV-PAR38, PV-PAR30, PV-PAR20

ENERGY STAR · c UL LISTED · FC · RoHS COMPLIANT

Features & Benefits

- Energy Star listed ,unique halogen looking lens design
- Beam angle 40° & 25°, with wide color temperature options*
- High CRI (80+), dimmable**
- 16W replaces 120W halogen, 13W replaces 90W halogen, 12W replaces 75W halogen, 7W replaces 50W halogen
- Black housing available
- 25,000 hour average life
- Enclosed fixture application
- Wet location approved

Dimensional drawing

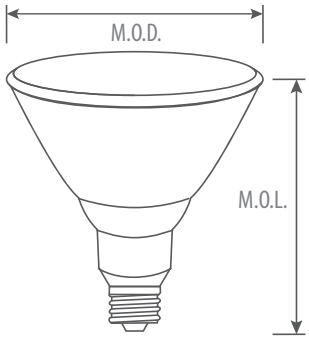

Warranty & Cautions

- 3-year limited warranty
- Operating temperature range between -40˚C and +45˚C
- UL/cUL listed, FCC compliant, RoHS compliant

* PAR30LN, PAR20 5000K ES available. ** Check the dimmer compatibility list on our website www.turolight.com

Product Specification

Ordering Code	ES	Model Number	Watts	Base	Voltage (V)	Hour Rating	Beam Angle	Initial Lumens(lm)	CCT(K)	CRI	C.B.C.P. (cd)	EFA[1]	Wet LOC.	Damp LOC.	M.O.D. (inch)	M.O.L. (inch)	Case QTY.
PV-PAR38																	
1733100	Y	PV-PAR38/16W/27/WFL40/D/ES	16	E26	120	25,000	40°	1400	2700	80	2270	Y	Y	Y	4.8	5.31	20
1733200	Y	PV-PAR38/16W/30/WFL40/D/ES	16	E26	120	25,000	40°	1400	3000	80	2270	Y	Y	Y	4.8	5.31	20
1733300	Y	PV-PAR38/16W/35/WFL40/D/ES	16	E26	120	25,000	40°	1400	3500	80	2270	Y	Y	Y	4.8	5.31	20
1733400	Y	PV-PAR38/16W/40/WFL40/D/ES	16	E26	120	25,000	40°	1400	4000	80	2270	Y	Y	Y	4.8	5.31	20
1733500	Y	PV-PAR38/16W/50/WFL40/D/ES	16	E26	120	25,000	40°	1400	5000	80	2270	Y	Y	Y	4.8	5.31	20
1733201	Y	PV-PAR38/16W/30/FL25/D/ES	16	E26	120	25,000	25°	1400	3000	80	2270	Y	Y	Y	4.8	5.31	20
1733401	Y	PV-PAR38/16W/40/FL25/D/ES	16	E26	120	25,000	25°	1400	4000	80	2270	Y	Y	Y	4.8	5.31	20
1732105	Y	PV-PAR38/13W/27/WFL40/D/ES	13	E26	120	25,000	40°	910	2700	80	1533	Y	Y	Y	4.8	5.31	20
1732205	Y	PV-PAR38/13W/30/WFL40/D/ES	13	E26	120	25,000	40°	910	3000	80	1533	Y	Y	Y	4.8	5.31	20
1732304	Y	PV-PAR38/13W/35/WFL40/D/ES	13	E26	120	25,000	40°	910	3500	80	1533	Y	Y	Y	4.8	5.31	20
1732404	Y	PV-PAR38/13W/40/WFL40/D/ES	13	E26	120	25,000	40°	910	4000	80	1533	Y	Y	Y	4.8	5.31	20
1732505	Y	PV-PAR38/13W/50/WFL40/D/ES	13	E26	120	25,000	40°	910	5000	80	1533	Y	Y	Y	4.8	5.31	20

[1] Enclosed Fixture Application

Tel: 905-479-7093 • Toll Free: 1-888-425-7093 • Email: customerservice@turolight.com • Website: www.turolight.com

TUROLIGHT®

PV-PAR38, PV-PAR30LN, PV-PAR20

Ordering Code	ES	Model Number	Watts	Base	Voltage (V)	Hour Rating	Beam Angle	Initial Lumens(lm)	CCT(K)	CRI	C.B.C.P. (cd)	EFA[1]	Wet LOC.	Damp LOC.	M.O.D. (inch)	M.O.L. (inch)	Case QTY.
PV-PAR30																	
1732107	Y	PV-PAR30LN/12W/27/WFL40/D/ES	12	E26	120	25,000	40°	840	2700	80	1315	Y	Y	Y	3.74	4.84	20
1732207	Y	PV-PAR30LN/12W/30/WFL40/D/ES	12	E26	120	25,000	40°	840	3000	80	1315	Y	Y	Y	3.74	4.84	20
1732406	Y	PV-PAR30LN/12W/40/WFL40/D/ES	12	E26	120	25,000	40°	840	4000	80	1315	Y	Y	Y	3.74	4.84	20
1732509	Y	PV-PAR30LN/12W/50/WFL40/D/ES	12	E26	120	25,000	40°	840	5000	80	1315	Y	Y	Y	3.74	4.84	20
1762886	Y	PV-PAR30LN/12W/30/WFL40/D/ES/BK	12	E26	120	25,000	40°	840	3000	80	1315	Y	Y	Y	3.74	4.84	20
1732206	Y	PV-PAR30LN/12W/30/FL25/D/ES	12	E26	120	25,000	25°	840	3000	80	2910	Y	Y	Y	3.74	4.84	20
1732216	Y	PV-PAR30/12W/30/WFL40/D/ES	12	E26	120	25,000	40°	840	3000	80	1315	Y	Y	Y	3.74	3.5	20
PV-PAR20																	
1732109	Y	PV-PAR20/7W/27/WFL40/D/ES	7	E26	120	25,000	40°	500	2700	80	593	Y	Y	Y	2.47	3.46	50
1732209	Y	PV-PAR20/7W/30/WFL40/D/ES	7	E26	120	25,000	40°	500	3000	80	593	Y	Y	Y	2.47	3.46	50
1732408	Y	PV-PAR20/7W/40/WFL40/D/ES	7	E26	120	25,000	40°	500	4000	80	593	Y	Y	Y	2.47	3.46	50
1732511	Y	PV-PAR20/7W/50/WFL40/D/ES	7	E26	120	25,000	40°	500	5000	80	593	Y	Y	Y	2.47	3.46	50
1762887	Y	PV-PAR20/7W/30/WFL40/D/ES/BK	7	E26	120	25,000	40°	500	3000	80	593	Y	Y	Y	2.47	3.46	50

Ordering Information Example: PV-PAR38/16W/27/WFL40/D/ES

LED CLASS	LAMP TYPE	WATTAGE	CCT(K)	BEAM ANGLE	DIMMABLE	ENERGY STAR	Housing Colour
PV	PAR38 PAR30 PAR30LN (Long Neck) PAR20	16W 13W 12W 7W	50, 40 35, 30 27	WFL40 (40°) FL25 (25°)	D	ES	BK (Black) Blank(White)

Tel: 905-479-7093 • Toll Free: 1-888-425-7093 • Email: customerservice@turolight.com • Website: www.turolight.com

Back to Menu >>

TUROLIGHT®

Dimmable

LED LAMP

VIVID Series

VIV-BR40, VIV-BR30, VIV-BR20

ENERGY STAR · c UL LISTED · FC · RoHS COMPLIANT

Features & Benefits

- Energy Star listed
- High CRI (80+), dimmable
- 13W replaces 75W incandescent
  9W replaces 45W incandescent
  8W replaces 35W incandescent
- 25,000 hour average life
- Enclosed fixture application*
- Damp location approved

Dimensional drawing

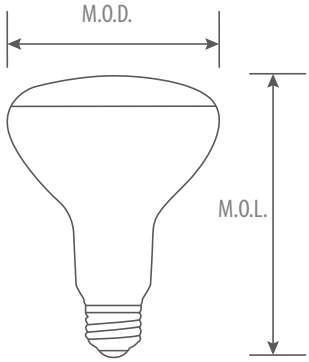

Warranty & Cautions

- 3-year limited warranty
- Operating temperature range between -20˚C and +40˚C
- UL/cUL listed, FCC compliant, RoHS compliant

* For applicable models, see product specification below

Product Specification

Ordering Code	ES	Model Number	Watts	Replacement Incandescent	Base	Voltage (V)	Hour Rating	Beam Angle	Initial Lumens(lm)	CCT(K)	CRI	Enclosed Fixture Application	Damp LOC.	M.O.D. (inch)	M.O.L. (inch)	Case QTY.
1752103	Y	VIV-BR30/9W/27/D	9	**45W**	E26	120	25,000	100°	650	2700	80	-	-	3.76	5.2	24
1752212	Y	VIV-BR30/9W/30/D	9	**45W**	E26	120	25,000	100°	650	3000	80	-	-	3.76	5.2	24
1752410	Y	VIV-BR30/9W/40/D	9	**45W**	E26	120	25,000	100°	650	4000	80	-	-	3.76	5.2	24
1752102	Y	VIV-BR40/13W/27/D	13	**75W**	E26	120	25,000	120°	1050	2700	80	-	Y	4.72	6.3	10
1762136	-	VIV-BR20/8W/27/D	8	**35W**	E26	120	25,000	120°	450	2700	80	Y	Y	2.48	3.7	20
1762813	-	VIV-BR20/8W/40/D	8	**35W**	E26	120	25,000	120°	450	4000	80	Y	Y	2.48	3.7	20

Ordering Information Example: VIV-BR20/9W/27/D

LED CLASS	LAMP TYPE	WATTAGE	CCT(K)	DIMMABLE
VIV (Vivid)	BR40 BR30 BR20	13W 9W 8W	27 (2700K) 30 (3000K) 40 (4000K)	D (dimmable) Blank (non dimmable)

Tel: 905-479-7093 • Toll Free: 1-888-425-7093 • Email: customerservice@turolight.com • Website: www.turolight.com

Back to Menu >>

TUROLIGHT®

Dimmable

LED LAMP

VIVID Series

VIV-RK 6"

ENERGY STAR c UL us LISTED FC RoHS COMPLIANT

Features & Benefits

- 1100 Lumens
- Compatible with 5" and 6" standard recessed housings
- Energy Star listed
- 50,000 hour average life
- High CRI (80+), dimmable
- Damp location rated

Dimensional drawing

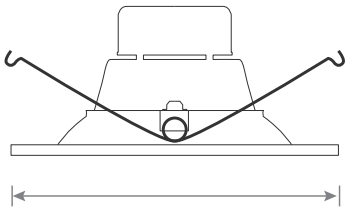

Warranty & Cautions

- 3-year limited warranty
- Operating temperature range between -20˚C and +45˚C
- UL/cUL listed, FCC compliant, RoHS compliant

Product Specification

Ordering Code	ES	Model Number	Watts	Base	Voltage (V)	Hour Rating	Beam Angle	Initial Lumens(lm)	CCT (K)	CRI	Damp LOC.	M.O.D. (inch)
1762779	Y	VIV-RK/6/10W/30/D	10	E26	120	50,000	120°	620	**3000**	80	Y	7.32
1762861	Y	VIV-RK/6/10W/40/D	10	E26	120	50,000	120°	640	**4000**	80	Y	7.32
1762777	Y	VIV-RK/6/16W/30/D	16	E26	120	50,000	120°	1050	**3000**	80	Y	7.32
1762859	Y	VIV-RK/6/16W/40/D	16	E26	120	50,000	120°	1100	**4000**	80	Y	7.32

Ordering Information Example: VIV-RK/6/13W/30/D

LED CLASS	LAMP TYPE	SIZE	WATTAGE	CCT(K)	DIMMABLE
VIV (Vivid)	RK (Retrofit Kit)	6 (6")	10W 16W	30 (3000K) 40 (4000K)	D (dimmable)

Tel: 905-479-7093 • Toll Free: 1-888-425-7093 • Email: customerservice@turolight.com • Website: www.turolight.com

Back to Menu >>

TUROLIGHT®

Dimmable

LED LAMP

VIVID Series

VIV-RK (6″ & 4″)

ENERGY STAR c UL us LISTED FC RoHS COMPLIANT

Features & Benefits

Completely ideal to replace incandescent	120° Beam angle
Energy Star listed	15,000 hour average life
High CRI (80+), dimmable	Damp location rated

Dimensional drawing

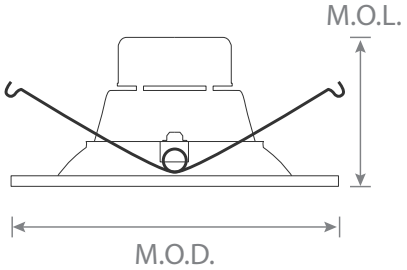

Warranty & Cautions

- 3-year limited warranty
- Operating temperature range between -40˚C and +45˚C
- UL/cUL listed, FCC compliant, RoHS compliant

Product Specification

Ordering Code	ES	Model Number	Watts	Base	Voltage (V)	Hour Rating	Beam Angle	Initial Lumens(lm)	CCT (K)	CRI	Damp LOC.	M.O.D. (inch)	M.O.L. (inch)
1752200	Y	VIV-RK/6/12W/30/D (2PK)	12	E26	120	15,000	120°	820	**3000**	80	Y	7.48	2.36
1752201	Y	VIV-RK/4/9W/30/D (2PK)	9	E26	120	15,000	120°	620	**3000**	80	Y	5.71	2.05

Ordering Information Example: VIV-RK/6/13W/30/D

LED CLASS	LAMP TYPE	SIZE	WATTAGE	CCT(K)	DIMMABLE
VIV (Vivid)	RK (Retrofit Kit)	6 (6″) 4 (4″)	12W 9W	30 (3000K)	D (dimmable) 2PK (2 pcs /pack)

Tel: 905-479-7093 • Toll Free: 1-888-425-7093 • Email: customerservice@turolight.com • Website: www.turolight.com

Back to Menu >>

TUROLIGHT®

LED LAMP
ARTISAN

A15, A19, B10

LOW non visible FLICKER

Features & Benefits

Reduced flicker down to 10%
- **Compare to 6.6% traditional incandescent**
- **Far below California T20 standard 30%**
- **Significantly improve light quality**
- **Optimize eye comfort**

With clear, amber or milky white glass cover

Dimmable, High CRI (80+)

15,000 hour average life span

Rated for damp locations

Dimensional drawing



Warranty & Cautions

2-year limited warranty

Operating temperature range between -20˚C and +40˚C

Ordering Information

Example: AR-A19LF/8W/30/D/MW

LED CLASS	LAMP TYPE	WATTAGE	CCT(K)	BASE	DIMMABLE	COVER
AR (Artisan)	A15LF A19LF B10LF	4W 5W 8W	22 (2200K) 27 (2700K) 30 (3000K) 40 (4000K)	E12 (E12) Blank (E26)	D (dimmable)	C (Clear) A (Amber) MW (Milky White)

Product Specification

Ordering Code	Model Number	Product Description	Watts (W)	Replacement Filament	Replacement Incandescent	Base	Voltage (V)	Hour Rating	Beam Angle	Initial Lumens (lm)	CCT(K)	CRI	Damp LOC.	M.O.L. (inch)	Case QTY.
1771209	AR-A15LF/5W/30/D/C	A15 Low Flicker 5W 30K Dimmable Clear	5	-	**40W**	E26	120	15,000	330°	500	3000	80	Y	3.54	40
1771213	AR-A15LF/5W/30/D/MW	A15 Low Flicker 5W 30K Dimmable Milky white	5	-	**40W**	E26	120	15,000	330°	450	3000	80	Y	3.54	40
1771210	AR-A15LF/5W/30/D/F	A15 Low Flicker 5W 30K Dimmable Milky white	5	-	**40W**	E26	120	15,000	330°	450	3000	80	Y	3.54	40
1772110	AR-A19LF/8W/27/D/C	A19 Low Flicker 8W 27K Dimmable Clear	8	-	**60W**	E26	120	15,000	330°	800	2700	80	Y	4.29	40
1772202	AR-A19LF/8W/30/D/C	A19 Low Flicker 8W 30K Dimmable Clear	8	-	**60W**	E26	120	15,000	330°	800	3000	80	Y	4.29	40
1772205	AR-A19LF/8W/30/D/MW	A19 Low Flicker 8W 30K Dimmable Milky white	8	-	**60W**	E26	120	15,000	330°	750	3000	80	Y	4.29	40
1771141	AR-B10LF/4W/27/E12/D/C	B10 Low Flicker 4W 27K E12 Dimmable Clear	4	-	**40W**	E12	120	15,000	330°	300	2700	80	Y	3.78	50
1771203	AR-B10LF/4W/30/E12/D/C	B10 Low Flicker 4W 30K E12 Dimmable Clear	4	-	**40W**	E12	120	15,000	330°	300	3000	80	Y	3.78	50
1771211	AR-B10LF/4W/30/E12/D/MW	B10 Low Flicker 4W 30K E12 Dimmable Milky white	4	-	**40W**	E12	120	15,000	330°	280	3000	80	Y	3.78	50
1771403	AR-B10LF/4W/40/E12/D/C	B10 Low Flicker 4W 40K E12 Dimmable Clear	4	-	**40W**	E12	120	15,000	330°	300	4000	80	Y	3.78	50
1771925	AR-B10LF/4W/22/E12/D/A	B10 Low Flicker 4W 22K E12 Dimmable Amber	4	**40W**	-	E12	120	15,000	330°	250	2200	80	Y	3.78	50
1771142	AR-B10LF/4W/27/D/C	B10 Low Flicker 4W 27K E26 Dimmable Clear	4	-	**40W**	E26	120	15,000	330°	300	2700	80	Y	3.78	50

Tel: 905-479-7093 • Toll Free: 1-888-425-7093 • Email: customerservice@turolight.com • Website: www.turolight.com

Back to Menu >>

TUROLIGHT®

LED LAMP
ARTISAN

Dimmable

LOW non visible FLICKER

LONGER FILAMENT
BRIGHTER
BETTER-LOOKING

AR-ST19LF/HO

c UL LISTED FC RoHS COMPLIANT

Features & Benefits

- Replaces 60W traditional filament and incandescent
- Longer filament: Brighter and Better-looking
- 15,000 hour life (L70), 330° Beam angle, High CRI (80+)
- Damp location rated
- Clear/ Milky White cover
- Higher lumen output
- Dimmable

Dimensional drawing

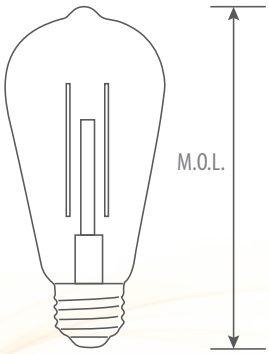

Warranty & Cautions

- 2-year limited warranty
- Operating temperature range between -20˚C and +40˚C

Applications

Suitable for the coffee shop, restaurant, library, and other applications

Product Specification

Ordering Code	Model Number	Watts	Replacement Incandescent	Base	Voltage (V)	Hour Rating	Beam Angle	Initial Lumens(lm)	CCT(K)	CRI	Damp Location	M.O.D. (inch)	M.O.L. (inch)	Case QTY.
1771148	AR-ST19LF/5W/27/D/C/HO	5	**60W**	E26	120	15,000	330°	600	2700	80	Y	2.52	5.39	50
1771220	AR-ST19LF/5W/30/D/C/HO	5	**60W**	E26	120	15,000	330°	600	3000	80	Y	2.52	5.39	50
1771405	AR-ST19LF/5W/40/D/C/HO	5	**60W**	E26	120	15,000	330°	600	4000	80	Y	2.52	5.39	50
1771221	AR-ST19LF/5W/30/D/MW/HO	5	**60W**	E26	120	15,000	330°	550	3000	80	Y	2.52	5.39	50
1772909	AR-ST19LF/5W/22/D/A/HO	5	**50W**	E26	120	15,000	330°	500	2200	80	Y	2.52	5.39	50
1771214	AR-ST19LF/5W/30/D/MW	5	**50W**	E26	120	15,000	330°	450	3000	80	Y	2.52	5.39	50

Ordering Information

Example: AR-ST19LF/5W/27/D/C/HO

LED CLASS	LAMP TYPE	WATTAGE	CCT(K)	DIMMABLE	COVER	Output
AR (Artisan)	ST19LF (Low Flicker)	5W	22 (2200K) 27 (2700K) 30 (3000K) 40 (4000K)	D (dimmable)	C (Clear) MW (Milky White) A (Amber)	HO (High Lumen Output)

Tel: 905-479-7093 • Toll Free: 1-888-425-7093 • Email: customerservice@turolight.com • Website: www.turolight.com

Back to Menu >>

TUROLIGHT®

LED LAMP
ARTISAN

G16.5, G30, G40

LOW non visible FLICKER

Features & Benefits

Reduced flicker down to 10%
- Compare to 6.6% traditional incandescent
- Far below California T20 standard 30%
- Significantly improve light quality
- Optimize eye comfort

With clear, amber or milky white glass cover

Dimmable, High CRI (80+)

15,000 hour average life span

Rated for damp locations

Dimensional drawing

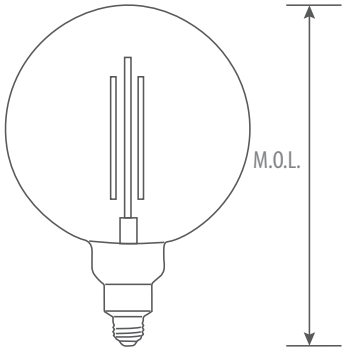

Warranty & Cautions

2-year limited warranty

Operating temperature range between -20˚C and +40˚C

Ordering Information

Example: AR-A19LF/8W/30/D/MW

LED CLASS	LAMP TYPE	WATTAGE	CCT(K)	BASE	DIMMABLE	COVER
AR (Artisan)	G16.5LF G30LF G40LF	4W 5W	22 (2200K) 27 (2700K) 30 (3000K)	E12 (E12) Blank (E26)	D (dimmable)	C (Clear) A (Amber) MW (Milky White)

Product Specification

Ordering Code	Model Number	Product Description	Watts (W)	Replacement Filament	Replacement Incandescent	Base	Voltage (V)	Hour Rating	Beam Angle	Initial Lumens (lm)	CCT(K)	CRI	Damp LOC.	M.O.L. (inch)	Case QTY.
1771146	AR-G16.5LF/4W/27/E12/D/C	G16.5 Low Flicker 4W 27K E12 Dimmable Clear	4	-	**40W**	E12	120	15,000	330°	350	2700	80	Y	3.31	50
1771208	AR-G16.5LF/4W/30/E12/D/C	G16.5 Low Flicker 4W 30K E12 Dimmable Clear	4	-	**40W**	E12	120	15,000	330°	350	3000	80	Y	3.31	50
1771212	AR-G16.5LF/4W/30/E12/D/MW	G16.5 Low Flicker 4W 30K E12 Dimmable Milky white	4	-	**40W**	E12	120	15,000	330°	300	3000	80	Y	3.31	50
1771109	AR-G16.5/4W/27/D/C	G16.5 4W 27K E26 Dimmable Clear	4	-	**40W**	E26	120	15,000	330°	350	2700	80	Y	3.31	50
1771147	AR-G30LF/5W/27/D/C	G30 Low Flicker 5W 27K Dimmable Clear	5	-	**50W**	E26	120	15,000	330°	500	2700	80	Y	5.28	40
1771215	AR-G30LF/5W/30/D/C	G30 Low Flicker 5W 30K Dimmable Clear	5	-	**50W**	E26	120	15,000	330°	500	3000	80	Y	5.28	40
1771216	AR-G30LF/5W/30/D/MW	G30 Low Flicker 5W 30K Dimmable Milky White	5	-	**50W**	E26	120	15,000	330°	450	3000	80	Y	5.28	40
1772113	AR-G30/6W/27/D/F	G30 6W 27K Dimmable Frost/Milky White	6	-	**60W**	E26	120	15,000	330°	600	2700	80	Y	5.28	40
1771217	AR-G40LF/4W/30/D/C	G40 Low Flicker 4W 30K Dimmable Clear	4	-	**40W**	E26	120	15,000	330°	350	3000	80	Y	6.77	8
1771218	AR-G40LF/4W/30/D/MW	G40 Low Flicker 4W 30K Dimmable Milky White	4	-	**40W**	E26	120	15,000	330°	320	3000	80	Y	6.77	8
1772910	AR-G40LF/5W/22/D/A	G40 Low Flicker 5W 22K Dimmable Amber	5	**50W**	-	E26	120	15,000	330°	500	2200	80	Y	6.77	8

Tel: 905-479-7093 • Toll Free: 1-888-425-7093 • Email: customerservice@turolight.com • Website: www.turolight.com

Back to Menu >>

TUROLIGHT®

LED LAMP
ARTISAN

T10 Long

T10

Dimmable

T6 T14 T9

AR-T6LF, AR-T9LF, AR-T14LF, AR-T10

LOW non visible FLICKER

c UL LISTED FC RoHS COMPLIANT

Features & Benefits

Reduced flicker down to 10%
- Compare to 6.6% traditional incandescent
- Far below California T20 standard 30%
- Significantly improve light quality
- Optimize eye comfort

* For applicable models, see product specification below

With clear, amber glass cover

Dimmable, High CRI (80+)

25,000 hour average life span*, Beam angle 330°*

Rated for damp locations

Warranty & Cautions

15,000hrs: 2-year; 25,000hrs: 3-year limited warranty

Operating temperature range between -20˚C and +40˚C

Dimensional drawing

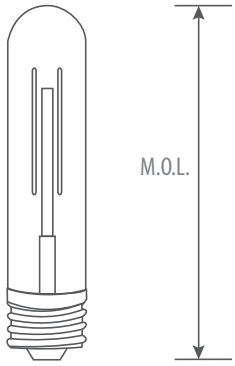

Product Specification

Ordering Code	Model Number	Watts	Replacement Filament	Replacement Incandescent	Base	Voltage (V)	Hour Rating	Beam Angle°	Initial Lumens(lm)	CCT(K)	CRI	Damp Location	M.O.L. (inch)	Case QTY.
1771219	AR-T6LF/5W/30/E12/D/C	5	-	**50W**	E12	120	15,000	330	500	3000	80	Y	3.84	50
1771205	AR-T6LF/2.5W/30/E12/D/C	2.5	-	**25W**	E12	120	15,000	330	200	3000	80	Y	3.84	50
1771140	AR-T9LF/4W/27/D/C	4	-	**40W**	E26	120	15,000	330	350	2700	80	Y	5.71	50
1771206	AR-T9LF/4W/30/D/C	4	-	**40W**	E26	120	15,000	330	350	3000	80	Y	5.71	50
1771207	AR-T14LF/5W/30/D/C	5	-	**60W**	E26	120	15,000	330	500	3000	80	Y	4.17	50
1772204	AR-T10/8W/30/D/C/L**	8	-	-	E26	120	20,000	330	750	3000	80	Y	11.9	100
1771907	AR-T10/5W/22/D/A**	5	**60W**	-	E26	120	15,000	320	400	2200	80	Y	4.96	72

** AR-T10 are not the low flicker items

Ordering Information Example: AR-T6LF/5W/30/E12/D/C

LED CLASS	LAMP TYPE	WATTAGE	CCT(K)	BASE	DIMMABLE	COVER	OTHERS
AR (Artisan)	T6LF (T6 Low Flicker) T9LF (T9 Low Flicker) T14LF (T14 Low Flicker) T10	2.5W 4W 5W 8W	22 (2200K) 27 (2700K) 30 (3000K)	E12 (Base E12) Blank (Base E26)	D (dimmable)	C (Clear) A (Amber)	L (Long Size)

Tel: 905-479-7093 • Toll Free: 1-888-425-7093 • Email: customerservice@turolight.com • Website: www.turolight.com

Back to Menu >>

TUROLIGHT®

LED LAMP

ARTISAN-AESTHETIC

Dimmable

A19, B11, ST19, G25

c UL LISTED FC RoHS COMPLIANT

Features & Benefits

- Each filament design expresses a unique decor experience
- Enhance aesthetics with bulb only
- 125lm/ 250lm replaces 13W/25W traditional filament bulb
- Warm and vintage color temperature (2000K)
- UL/cUL listed, FCC compliant, RoHS compliant
- Dimmable, High CRI (80+)
- 15,000 hour average life span
- Reduces energy consumption up to 70%
- Rated for damp locations and semi-enclosed fixtures

Applications

Perfect for decorative installations. Hospitality, Restaurants, Residential, Retail etc.

Product Specification

Ordering Code	Model Number	Product Description	Watts (W)	Replacement Filament	Base	Voltage (V)	Hour Rating	Beam Angle	Initial Lumens (lm)	CCT(K)	CRI	EFA*	Damp LOC.	M.O.L. (inch)	Case QTY.
1771923	AR-A19/S/4.5W/20/D/A	A19 Spiral 4.5W 20K Dimmable Amber	4.5	**13W**	E26	120	15,000	360	125	2000	80	semi-enclosed	Y	4.17	10/100
1771924	AR-B11/S/4.5W/20/E12/D/A	B11 Spiral 4.5W 20K E12 Dimmable Amber	4.5	**13W**	E12	120	15,000	360	125	2000	80	semi-enclosed	Y	3.82	10/100
1772905	AR-ST19/M/6.5W/20/D/A	ST19 M- Shape 6.5W Dimmable Amber	6.5	**25W**	E26	120	15,000	360	250	2000	80	semi-enclosed	Y	5.39	10/80
1772906	AR-G25/DS/6.5W/20/D/A	G25 Double Spiral 6.5W Dimmable Amber	6.5	**25W**	E26	120	15,000	360	250	2000	80	semi-enclosed	Y	4.69	10/80

* Enclosed Fixture Application

Warranty & Cautions

- 2-year limited warranty in commercial use from the date of purchase
- Operating temperature range between -20˚C and +40˚C

Ordering Information

Example: AR-A19/S/4.5W/20/D/A

LED CLASS	LAMP TYPE	LED Chip Shape	WATTAGE	CCT(K)	BASE	DIMMABLE	Glass Color
AR (Artisan)	A19	S (Spiral)	4.5W	20 (2000K)	E12(E12)	D (dimmable)	A (Amber)
	B11	S (Spiral)	4.5W		Blank (E26)		
	ST19	M (M Shape)	6.5W				
	G25	DS (Double Spiral)	6.5W				

Dimensional drawing

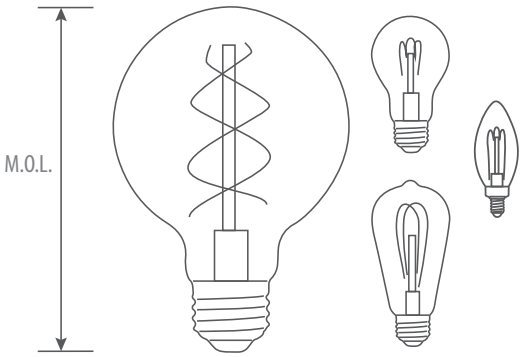

Tel: 905-479-7093 • Toll Free: 1-888-425-7093 • Email: customerservice@turolight.com • Website: www.turolight.com

Back to Menu >>

TUROLIGHT®

LED LAMP
ARTISAN

S14

Features & Benefits

- 75lm replaces 11W traditional filament bulb
- Warm color temperature (2700K & 2200K)
- UL/cUL listed, FCC compliant, RoHS compliant
- Omni light (Beam Angle 330°)
- High CRI (80+)
- 25,000 hour average life span
- Reduces energy consumption up to 90%
- Rated for wet locations

Applications

Perfect for decorative installations. Hospitality, Restaurants, Residential, Retail etc.

Product Specification

Ordering Code	Model Number	Product Description	Watts (W)	Replacement Filament	Base	Voltage (V)	Hour Rating	Beam Angle	Initial Lumens (lm)	CCT(K)	CRI	Wet LOC.	M.O.L. (inch)	Case QTY.
1771202	AR-S14/1W/27/C	S14 1W 2700K Clear	1	**11W**	E26	120	25,000	330°	75	2700	80	Y	3.26	10/100
1771926	AR-S14/1W/22/C	S14 1W 2200K Clear	1	**11W**	E26	120	25,000	330°	75	2200	80	Y	3.26	10/100

Warranty & Cautions

- 3-year limited warranty in commercial use from the date of purchase
- Operating temperature range between -20˚C and +40˚C

Ordering Information Example: AR-S14/1W/27/C

LED CLASS	LAMP TYPE	WATTAGE	CCT(K)	Glass Color
AR (Artisan)	S14	1W	27 (2700K) 22 (2200K)	C (Clear)

Dimensional drawing

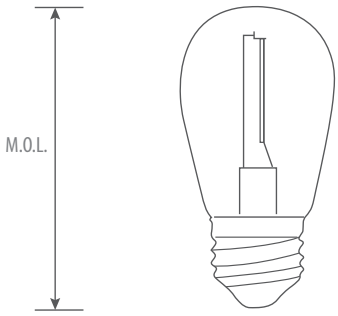

Tel: (416) 736-0447 • Toll Free: 1 (877) 736-0447 • Fax: (416) 736-4890 • Email: info@turolight.com • Website: www.turolight.com

Back to Menu >>

TUROLIGHT®



TUROSMART Wi-Fi A19 LED

Wi - Fi

c UL us LISTED FC RoHS COMPLIANT

Features & Benefits

Color Changing	Tunable White	Light Dimmable

"TuroSmart" App

GET IT ON Google Play | Download on the App Store

TuroSmart

Smart Control	Use TuroSmart app to control your light from anywhere you have internet access.
Easy Dimming	No need to install a dimmer, our WiFi A19 LED easily dims to the desired light level.
Tunable White	Independent from dimming, choose your white from 2700K to 5000K.
Color Change	Tap on any light color from our full spectrum wheel to match your specific mood.
Set a Schedule	Have your lights come on or off when you want.
Use Your Voice	Activate using Amazon Alexa or Google Assistant.

2-year limited warranty

Temperature range between -40˚C and +45˚C

Dimensional drawing

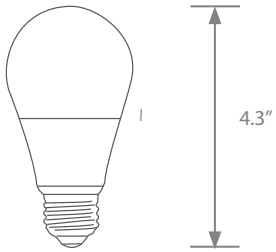

Product Specification

Model Number	Watts	Replacement Incandescent	Base	Voltage (V)	Hour Rating	Beam Angle	Initial Lumens(lm)	CCT(K)	CRI	Damp LOC.	M.O.L. (inch)
SV-A19/10W/WIFI/D	10	**60W**	E26	120	15,000	220°	800	2700-5000	80	Y	4.3

Using Guide

1. Download APP "TuroSmart" in "Apple Store" or "Google Play".
2. Install WiFi LED bulb in the fixture/ socket.
3. Switch on and off the bulb repeatedly until the bulb blinks, normally after 3 or 4 times. After the bulb blinks, it will enter the networking connection mode just in a few seconds.
4. Make your phone wifi connected, then open the APP "TuroSmart" and follow "Setup Guide" to set your smart lamp.

Bulb Setup Guide





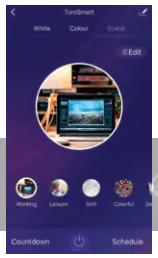

works with the Google Assistant | WORKS WITH alexa

Tel: (416) 736-0447 • Toll Free: 1 (877) 736-0447 • Fax: (416) 736-4890 • Email: info@turolight.com • Website: www.turolight.com

Back to Menu >>

TUROLIGHT®

SHATTERPROTECT

LED LAMP

VIVID Series

DirectFit T5 Lamp

VIV-T5DFSP4

Features & Benefits

- DLC approved[1]
- Direct Fit , Frost PET Film, ShatterProtect[2]
- NSF/ANSI 2 Certified[3]
- Replaces T5 HO & T5 HE
- 180° Beam angle, High CRI (83+)
- Suitable for splash zones of food equipment
- 50,000 hour life (L70)
- Fits into existing linear fixtures
- Compatible with most program start ballast[4]

[1]For applicable models, see product specification below
[2]ShatterProtect utilizes PET film to reduce the unexpected risk of shattering
[3]Need to work with NSF certified lighting fixtures
[4]Contact your sales person or check www.turolight.com for ballast compatibility list

Dimensional drawing

Warranty & Cautions

- 5-year limited warranty for DLC listed lamps / 3-year limited warranty for non-DLC*
- Bulb wall temperature range between -20˚C and +45˚C, Not recommended to use with ballast 5 years or older

*Please check the "Turolight LED Limited Warranty" for details

Product Specification

Ordering Code	DLC	Model Number	Description	Wattage		Base	Voltage (V)	Hour Rating	Beam Angle	Initial Lumen (lm)	CCT(K)	CRI	M.O.L. (inch)	Case QTY.
				Lamp Power (W)	System Power (W)									
Replace T5 HO														
1762351	-	VIV-T5DFSP4/9W/35/F (2FT HO)	Direct Fit 2ft 9W G5 35K Frost PET Film	9	12	G5	120-277, 347	50,000	180	1000	3500	83	22	25
1762848	-	VIV-T5DFSP4/9W/40/F (2FT HO)	Direct Fit 2ft 9W G5 40K Frost PET Film	9	12	G5	120-277, 347	50,000	180	1000	4000	83	22	25
1762529	-	VIV-T5DFSP4/9W/50/F (2FT HO)	Direct Fit 2ft 9W G5 50K Frost PET Film	9	12	G5	120-277, 347	50,000	180	1000	5000	83	22	25
1763314	-	VIV-T5DFSP4/18W/35/F (3FT HO)	Direct Fit 3ft 18W G5 35K Frost PET Film	18	21	G5	120-277, 347	50,000	180	1700	3500	83	34	25
1763434	-	VIV-T5DFSP4/18W/40/F (3FT HO)	Direct Fit 3ft 18W G5 40K Frost PET Film	18	21	G5	120-277, 347	50,000	180	1700	4000	83	34	25
1763513	-	VIV-T5DFSP4/18W/50/F (3FT HO)	Direct Fit 3ft 18W G5 50K Frost PET Film	18	21	G5	120-277, 347	50,000	180	1700	5000	83	34	25
1754203	Y	VIV-T5DFSP4/22.5W/30/F (4FT HO)	Direct Fit 4ft 22.5W G5 30K Frost DLC4.0	22.5	25.5	G5	120-277, 347	50,000	180	3200	3000	83	46	25
1754303	Y	VIV-T5DFSP4/22.5W/35/F (4FT HO)	Direct Fit 4ft 22.5W G5 35K Frost DLC4.0	22.5	25.5	G5	120-277, 347	50,000	180	3300	3500	83	46	25
1754404	Y	VIV-T5DFSP4/22.5W/40/F (4FT HO)	Direct Fit 4ft 22.5W G5 40K Frost DLC4.0	22.5	25.5	G5	120-277, 347	50,000	180	3200	4000	83	46	25
1754502	Y	VIV-T5DFSP4/22.5W/50/F (4FT HO)	Direct Fit 4ft 22.5W G5 50K Frost DLC4.0	22.5	25.5	G5	120-277, 347	50,000	180	3300	5000	83	46	25
Replace T5 HE														
1762352	-	VIV-T5DFSP4/6W/35/F	Direct Fit 2ft 6W G5 35K Frost PET Film	6	9	G5	120-277, 347	50,000	180	900	3500	83	22	25
1762849	-	VIV-T5DFSP4/6W/40/F	Direct Fit 2ft 6W G5 40K Frost PET Film	6	9	G5	120-277, 347	50,000	180	950	4000	83	22	25
1762530	-	VIV-T5DFSP4/6W/50/F	Direct Fit 2ft 6W G5 50K Frost PET Film	6	9	G5	120-277, 347	50,000	180	1000	5000	83	22	25
1762353	-	VIV-T5DFSP4/9W/35/F/3FT	Direct Fit 3ft 9W G5 35K Frost PET Film	9	12	G5	120-277, 347	50,000	180	1050	3500	83	34	25
1762850	-	VIV-T5DFSP4/9W/40/F/3FT	Direct Fit 3ft 9W G5 40K Frost PET Film	9	12	G5	120-277, 347	50,000	180	1200	4000	83	34	25
1762531	-	VIV-T5DFSP4/9W/50/F/3FT	Direct Fit 3ft 9W G5 50K Frost PET Film	9	12	G5	120-277, 347	50,000	180	1300	5000	83	34	25
1762793	Y	VIV-T5DFSP4/13W/30/F	Direct Fit 4ft 13W G5 30K Frost PET Film	13	16	G5	120-277, 347	50,000	180	1800	3000	83	46	25
1762354	Y	VIV-T5DFSP4/13W/35/F	Direct Fit 4ft 13W G5 35K Frost PET Film	13	16	G5	120-277, 347	50,000	180	1800	3500	83	46	25
1762851	Y	VIV-T5DFSP4/13W/40/F	Direct Fit 4ft 13W G5 40K Frost PET Film	13	16	G5	120-277, 347	50,000	180	1850	4000	83	46	25
1762532	Y	VIV-T5DFSP4/13W/50/F	Direct Fit 4ft 13W G5 50K Frost PET Film	13	16	G5	120-277, 347	50,000	180	1900	5000	83	46	25

Tel: 905-479-7093 • Toll Free: 1-888-425-7093 • Email: customerservice@turolight.com • Website: www.turolight.com

Back to Menu >>

TUROLIGHT®

LED LAMP

VIVID Series

VIV-T5DF4

Features & Benefits

- DLC approved
- All glass construction , aluminium end caps
- 50,000 hour life (L70)
- 220° Beam angle, High CRI (83+)
- Replaces T5 HO & T5 HE
- NSF/ANSI 2 Certified[1]
- Suitable for splash zones of food equipment
- Fits into existing linear fixtures
- Compatible with most program start ballast[2]

[1]Need to work with NSF certified lighting fixtures
[2]Contact your sales person or check www.turolight.com for ballast compatibility list

Dimensional drawing

Warranty & Cautions

- 5-year limited warranty for DLC listed lamps
- Bulb wall temperature range between -20˚C and +45˚C
- Not recommended to use with ballast 5 years or older

Product Specification

Ordering Code	DLC	Model Number	Description	Wattage		Base	Voltage (V)	Hour Rating	Beam Angle	Initial Lumen (lm)	CCT(K)	CRI	M.O.L. (inch)	Case QTY.
				Lamp Power (W)	System Power (W)									
1764212	Y	VIV-T5DF4/25W/30/F	T5 Direct Fit 4ft 25W G5 30K Frost	25	28	G5	120-277, 347	50,000	220	3150	3000	83	46	25
1764307	Y	VIV-T5DF4/25W/35/F	T5 Direct Fit 4ft 25W G5 35K Frost	25	28	G5	120-277, 347	50,000	220	3150	3500	83	46	25
1764410	Y	VIV-T5DF4/25W/40/F	T5 Direct Fit 4ft 25W G5 40K Frost	25	28	G5	120-277, 347	50,000	220	3200	4000	83	46	25
1764509	Y	VIV-T5DF4/25W/50/F	T5 Direct Fit 4ft 25W G5 50K Frost	25	28	G5	120-277, 347	50,000	220	3300	5000	83	46	25
1762022	Y	VIV-T5DF4/13W/30/F	T5 Direct Fit 4ft 13W G5 30K Frost	13	16	G5	120-277, 347	50,000	220	1800	3000	83	46	25
1762366	Y	VIV-T5DF4/13W/35/F	T5 Direct Fit 4ft 13W G5 35K Frost	13	16	G5	120-277, 347	50,000	220	1800	3500	83	46	25
1762888	Y	VIV-T5DF4/13W/40/F	T5 Direct Fit 4ft 13W G5 40K Frost	13	16	G5	120-277, 347	50,000	220	1850	4000	83	46	25
1762552	Y	VIV-T5DF4/13W/50/F	T5 Direct Fit 4ft 13W G5 50K Frost	13	16	G5	120-277, 347	50,000	220	1900	5000	83	46	25

Ordering Information Example: VIV-T5DF4/25W/30/F

LED CLASS	LAMP TYPE	DIRECT FIT	WATTAGE	CCT(K)	FROST
VIV (Vivid)	T5	DF4 (Direct Fit, 4th version)	13W 25W	30 (3000K) 35 (3500K) 40 (4000K) 50 (5000K)	F (Frost)

Tel: 905-479-7093 • Toll Free: 1-888-425-7093 • Email: customerservice@turolight.com • Website: www.turolight.com

Back to Menu >>

TUROLIGHT®

SHATTER PROTECT
Ballast Bypass

LED LAMP

VIVID Series

Bypass T5 Lamp

VIV-T5BPSP4

Features & Benefits

- DLC approved, Frost PET Film, Shatter Protect[1]
- External ballast not required
- Double-ended installation
- Surge protection
- Replaces T5 HO & T5 HE
- 180° Beam angle, High CRI (83+)
- 120-277V & 347V*, 50000 hour life (L70)
- NSF/ANSI 2 certified**
- Suitable for splash zones of food equipment
- Our safety features allow for installation as well as misapplication protection[2]

[1] ShatterProtect utilizes PET film to reduce the unexpected risk of shattering
*For applicable models, see product specification below
**Need to work with NSF certified lighting fixtures
[2]Contact your local Turolight representative for detail

Dimensional drawing

Warranty & Cautions

- 5-year limited warranty for DLC listed lamps
- Operating temperature range between -20˚C and +45˚C

Product Specification

Ordering Code	DLC	Model Number	Wattage (W)	Voltage (V)	Base	Hour Rating	Beam Angle	Initial Lumen (lm)	CCT(K)	CRI	M.O.L. (inch)	Case QTY.
Replace T5 HO 120-277V												
1754200	Y	VIV-T5BPSP4/25W/30/F (4FT HO)	25	120-277	G5	50,000	180	3200	3000	83	46	25
1754300	Y	VIV-T5BPSP4/25W/35/F (4FT HO)	25	120-277	G5	50,000	180	3200	3500	83	46	25
1754402	Y	VIV-T5BPSP4/25W/40/F (4FT HO)	25	120-277	G5	50,000	180	3300	4000	83	46	25
1754500	Y	VIV-T5BPSP4/25W/50/F (4FT HO)	25	120-277	G5	50,000	180	3400	5000	83	46	25
Replace T5 HO 347V												
1754201	Y	VIV-T5BPSP4/25W/30/F/347V (4FT HO)	25	347	G5	50,000	180	3200	3000	83	46	25
1754301	Y	VIV-T5BPSP4/25W/35/F/347V (4FT HO)	25	347	G5	50,000	180	3200	3500	83	46	25
1754403	Y	VIV-T5BPSP4/25W/40/F/347V (4FT HO)	25	347	G5	50,000	180	3300	4000	83	46	25
1754501	Y	VIV-T5BPSP4/25W/50/F/347V (4FT HO)	25	347	G5	50,000	180	3400	5000	83	46	25
Replace T5 HE												
1752216	Y	VIV-T5BPSP4/13W/30/F (4FT HE)	13	120-277	G5	50,000	180	1600	3000	83	46	25
1752305	Y	VIV-T5BPSP4/13W/35/F (4FT HE)	13	120-277	G5	50,000	180	1600	3500	83	46	25
1752413	Y	VIV-T5BPSP4/13W/40/F (4FT HE)	13	120-277	G5	50,000	180	1650	4000	83	46	25
1752509	Y	VIV-T5BPSP4/13W/50/F (4FT HE)	13	120-277	G5	50,000	180	1700	5000	83	46	25

Double-ended Wiring

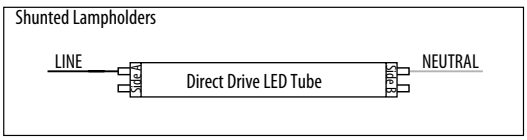

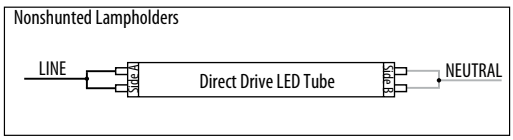

Tel: 905-479-7093 • Toll Free: 1-888-425-7093 • Email: customerservice@turolight.com • Website: www.turolight.com

Back to Menu >>

TUROLIGHT®

LED LAMP

VIVID Series

DirectFit T8 Lamp

VIV-T8DFSP/N, VIV-T8DFSP4
VIV-T8DF4, VIV-T8DF2

T8DFSP/N
High-transmittance nano-plastic, Shatterproof
No bending under high temperature

T8DFSP4
Plastic end caps, glass tube with PET cover, PET film
ShatterProtect[4]

Single Pin base, 8 ft length, PET film, ShatterProtect[4]

T8DF4/ T8DF2
All glass construction , aluminium end caps (Linear)
Plastic body and end caps (U-Bend)

Features & Benefits

- DLC approved, 50,000 hour life (L70), High CRI (83+)
- NSF/ANSI 2 Certified[1] (T8DFSP4)
  ETL Sanitation Certified[2] (T8DFSP/N)
- Beam angle
  220° (T8DF4, T8DF2), 180° (T8DFSP4), 160° (T8DFSP/N)
- Direct replacement for T8 linear fluorescent
- Fits into existing linear fixtures
- Compatible with most Instant Start Ballast[3] with input voltage of 120-277V and 347V

[1]Need to work with NSF certified lighting fixtures
[2]Need to work with ETL Sanitation certified lighting fixtures
[3] For detail, you may contact your sales person or check www.turolight.com for ballast compatibility list
[4] ShatterProtect utilizes PET film to reduce the unexpected risk of shattering

Dimensional drawing

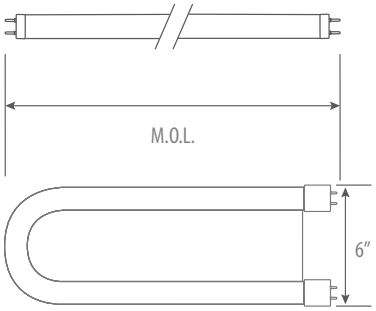

Warranty & Cautions

- 5-year limited warranty for DLC listed lamps / 3-year limited warranty for non-DLC*
- Bulb wall temperature range between -20˚C and +45˚C
- Not recommended to use with ballast 5 years or older

*Please check the "Turolight LED Limited Warranty" for details

Product Specification

Ordering Code	DLC	Model Number	Nominal Lamp Power (Watts)	System Power (Watts)			Initial Lumen (lm)			Base	Voltage (V)	Hour Rating	Beam Angle	CCT(K)	CRI	M.O.L. (inch)	Case QTY.
				Low BF (0.78)	Normal BF (0.88)	High BF (1.16)	Low BF (0.78)	Normal BF (0.88)	High BF (1.16)								
T8DFSP/N (NANO)																	
1762023	Y	VIV-T8DFSP/N/15W/30/F	15	15	18	24	1700	2100	2800	G13	120-277, 347	50,000	160	3000	83	48	25
1762367	Y	VIV-T8DFSP/N/15W/35/F	15	15	18	24	1700	2100	2800	G13	120-277, 347	50,000	160	3500	83	48	25
1762884	Y	VIV-T8DFSP/N/15W/40/F	15	15	18	24	1800	2200	2900	G13	120-277, 347	50,000	160	4000	83	48	25
1762555	Y	VIV-T8DFSP/N/15W/50/F	15	15	18	24	1800	2200	2900	G13	120-277, 347	50,000	160	5000	83	48	25
T8DFSP4																	
1762867	Y	VIV-T8DFSP4/9W/40/F	9	9	12	17	950	1350	2050	G13	120-277, 347	50,000	180	4000	83	24	25
1762543	Y	VIV-T8DFSP4/9W/50/F	9	9	12	17	1000	1400	2100	G13	120-277, 347	50,000	180	5000	83	24	25
1762735	Y	VIV-T8DFSP4/13W/30/F	13	13	16	22	1400	1800	2500	G13	120-277, 347	50,000	180	3000	83	48	25
1762339	Y	VIV-T8DFSP4/13W/35/F	13	13	16	22	1450	1850	2550	G13	120-277, 347	50,000	180	3500	83	48	25
1762822	Y	VIV-T8DFSP4/13W/40/F	13	13	16	22	1500	1900	2600	G13	120-277, 347	50,000	180	4000	83	48	25
1762524	Y	VIV-T8DFSP4/13W/50/F	13	13	16	22	1600	2000	2700	G13	120-277, 347	50,000	180	5000	83	48	25
1762736	Y	VIV-T8DFSP4/15W/30/F	15	15	18	28	1700	2100	2800	G13	120-277, 347	50,000	180	3000	83	48	25
1762340	Y	VIV-T8DFSP4/15W/35/F	15	15	18	28	1700	2100	2800	G13	120-277, 347	50,000	180	3500	83	48	25
1762823	Y	VIV-T8DFSP4/15W/40/F	15	15	18	28	1800	2200	2900	G13	120-277, 347	50,000	180	4000	83	48	25
1762525	Y	VIV-T8DFSP4/15W/50/F	15	15	18	28	1800	2200	2900	G13	120-277, 347	50,000	180	5000	83	48	25
1763439	-	VIV-T8DFSP4/20W/40/F/5FT	20	20	23	30	1800	2200	2900	G13	120-277, 347	50,000	180	4000	83	60	25
1763517	-	VIV-T8DFSP4/20W/50/F/5FT	20	20	23	30	1900	2300	3000	G13	120-277, 347	50,000	180	5000	83	60	25

Tel: 905-479-7093 • Toll Free: 1-888-425-7093 • Email: customerservice@turolight.com • Website: www.turolight.com

Back to Menu >>

TUROLIGHT®

VIV-T8DFSP/N , VIV-T8DFSP4, VIV-T8DF4, VIV-T8DF2

Ordering Code	DLC	Model Number	Nominal Lamp Power (Watts)	System Power (Watts)			Initial Lumen (lm)			Base	Voltage (V)	Hour Rating	Beam Angle	CCT(K)	CRI	M.O.L. (inch)	Case QTY.
				Low BF (0.78)	Normal BF (0.88)	High BF (1.16)	Low BF (0.78)	Normal BF (0.88)	High BF (1.16)								
T8DF4/ T8DF2 Linear																	
1762024	Y	VIV-T8DF4/11W/30/F/3FT	11	11	14	20	1200	1600	2300	G13	120-277, 347	50,000	220	3000	83	36	25
1762368	Y	VIV-T8DF4/11W/35/F/3FT	11	11	14	20	1200	1600	2300	G13	120-277, 347	50,000	220	3500	83	36	25
1762889	Y	VIV-T8DF4/11W/40/F/3FT	11	11	14	20	1250	1650	2350	G13	120-277, 347	50,000	220	4000	83	36	25
1762554	Y	VIV-T8DF4/11W/50/F/3FT	11	11	14	20	1250	1650	2350	G13	120-277, 347	50,000	220	5000	83	36	25
1752408	Y	VIV-T8DF4/11.5W/40/F	11.5	11.5	14.5	20.5	1400	1800	2500	G13	120-277, 347	50,000	220	4000	83	48	25
1752505	Y	VIV-T8DF4/11.5W/50/F	11.5	11.5	14.5	20.5	1430	1830	2530	G13	120-277, 347	50,000	220	5000	83	48	25
1762025	Y	VIV-T8DF2/13W/30/F	13	13	16	22	1400	1800	2500	G13	120-277, 347	50,000	220	3000	83	48	25
1762369	Y	VIV-T8DF2/13W/35/F	13	13	16	22	1400	1800	2500	G13	120-277, 347	50,000	220	3500	83	48	25
1762876	Y	VIV-T8DF2/13W/40/F	13	13	16	22	1400	1800	2500	G13	120-277, 347	50,000	220	4000	83	48	25
1762545	Y	VIV-T8DF2/13W/50/F	13	13	16	22	1500	1900	2600	G13	120-277, 347	50,000	220	5000	83	48	25
T8DFSP4 Single Pin, 8ft																	
1764213	Y	VIV-T8DFSP4/24W/30/F	24	24	27	30	2900	3300	4000	Single Pin	120-277, 347	50,000	180	3000	83	96	8
1764308	Y	VIV-T8DFSP4/24W/35/F	24	24	27	30	3000	3400	4100	Single Pin	120-277, 347	50,000	180	3500	83	96	8
1764413	Y	VIV-T8DFSP4/24W/40/F	24	24	27	30	3100	3500	4200	Single Pin	120-277, 347	50,000	180	4000	83	96	8
1764512	Y	VIV-T8DFSP4/24W/50/F	24	24	27	30	3100	3500	4200	Single Pin	120-277, 347	50,000	180	5000	83	96	8
T8DF4/ T8DF2 Linear																	
1762783	Y	VIV-T8DF4/U/13W/30/F	13	13	16	22	1400	1800	2500	G13	120-277, 347	50,000	220	3000	83	24	24
1762363	Y	VIV-T8DF4/U/13W/35/F	13	13	16	22	1400	1800	2500	G13	120-277, 347	50,000	220	3500	83	24	24
1762865	Y	VIV-T8DF4/U/13W/40/F	13	13	16	22	1450	1850	2550	G13	120-277, 347	50,000	220	4000	83	24	24
1762540	Y	VIV-T8DF4/U/13W/50/F	13	13	16	22	1500	1900	2600	G13	120-277, 347	50,000	220	5000	83	24	24

T8DF4

Plastic body and end caps (U-Bend)

Ordering Information Example: VIV-T8DFSP4/20W/35/F/5FT

LED CLASS	LAMP TYPE	WATTAGE	CCT(K)	FROST	OTHER
VIV (Vivid)	T8DFSP/N (Direct Fit, Shatterproof, Nano) T8DFSP4 (Direct Fit, PET film) T8DF4 (Direct Fit) T8DF2 (Direct Fit)	15W 20W,15W,13W, 9W 13W,11.5W,11W 13W	50 (5000K) 40 (4000K) 35 (3500K) 30 (3000K)	F (Frost)	U (U-Bend)

Tel: 905-479-7093 • Toll Free: 1-888-425-7093 • Email: customerservice@turolight.com • Website: www.turolight.com

Back to Menu >>

TUROLIGHT®

SHATTER PROOF

LED LAMP

VIVID Series

VIV-T8DFSP4 (Metric)

c UL us LISTED FC RoHS COMPLIANT

Features & Benefits

- High lumen efficiency
- Metric size 46"
- Plastic end caps, glass tube with PET cover
- 50,000 hour life (L70), 180° Beam angle, High CRI (83+)
- Direct replacement for T8 linear fluorescent
- NSF/ANSI 2 Certified[1]
- Suitable for splash zones of food equipment
- Fits into existing linear fixtures
- Compatible with most Instant Start Ballast[2] with input voltage of 120-277V and 347V

[1]Need to work with NSF certified lighting fixtures
[2] For detail, you may contact your sales person or check www.turolight.com for ballast compatibility list

Dimensional drawing

Warranty & Cautions

- 5-year limited warranty for DLC listed lamps*
- Bulb wall temperature range between -20˚C and +45˚C
- Not recommended to use with ballast 5 years or older

*Please check the "Turolight LED Limited Warranty" for details
FCC Note: This device complies with Part 18 of the FCC Rules.

Product Specification

Ordering Code	Model Number	Nominal Lamp Power (Watts)	System Power (Watts)			Initial Lumen (lm)			Base	Voltage (V)	Hour Rating	Beam Angle	CCT(K)	CRI	M.O.L. (inch)	Case QTY.
			Low BF (0.78)	Normal BF (0.88)	High BF (1.16)	Low BF (0.78)	Normal BF (0.88)	High BF (1.16)								
1752407	VIV-T8DFSP4/15W/40/F/M (46")	15	15	18	24	1500	1900	2600	G13	120-277, 347	50,000	180	4000	83	46	25
1752503	VIV-T8DFSP4/15W/50/F/M (46")	15	15	18	24	1600	2000	2700	G13	120-277, 347	50,000	180	5000	83	46	25

Ordering Information Example: VIV-T8DFSP4/15W/40/F/M

LED CLASS	LAMP TYPE	DIRECT FIT	WATTAGE	CCT(K)	FROST	SIZE
VIV (Vivid)	T8	DFSP4 (Direct Fit, Shatterproof)	15W	40 (4000K) 50 (5000K)	F (Frost)	M (Metric Size, 46")

Tel: 905-479-7093 • Toll Free: 1-888-425-7093 • Email: customerservice@turolight.com • Website: www.turolight.com

Back to Menu >>

TUROLIGHT®

Hybrid (Electronic Ballast Compatible / Ballast Bypass)

Hybrid LED tubes are able to work with any existing lighting technology, whether it has an electronic ballast or ballast bypass.

LED LAMP

VIVID Series

U6

U1

VIV-T8HY/U1, VIV-T8HY/U6

Features & Benefits

- DLC approved, replaces fluorescent U1/ U6 lamps
- One solution for both Direct Fit and Bypass options
- Direct Fit, compatible with most Instant Start Ballast & Rapid Start Ballast[1]
- Bypass, works for both single and double ended wiring options
- 50,000 hour life, 180° Beam angle, High CRI (83+)
- PC tube safe for splash zones of food equipment
- IP20, suitable for damp location
- Fits into existing linear fixtures, no socket changes.

[1] For detail, you may contact your sales person or check www.turolight.com for ballast compatibility list

Warranty & Cautions

- 5-year limited warranty for DLC listed lamps
- Bulb wall temperature range between -20˚C and +45˚C

Dimensional drawing

Product Specification

Ordering Code	DLC	Model Number	Description	Lamp Power (Bypass W)	System Power (Ballast W)	Initial Lumen (lm)	Base	Voltage (V)	Hour Rating	Beam Angle	CCT(K)	CRI	M.O.L. (inch)	Case QTY.
1752416	Y	VIV-T8HY/U6/13W/30/F	LED T8 U6 Hybrid 13W 3000K 50000hrs G13 DLC	13	16	1900	G13	120-277	50,000	180	3000	83	24	24
1752511	Y	VIV-T8HY/U6/13W/35/F	LED T8 U6 Hybrid 13W 3500K 50000hrs G13 DLC	13	16	2000	G13	120-277	50,000	180	3500	83	24	24
1752416	Y	VIV-T8HY/U6/13W/40/F	LED T8 U6 Hybrid 13W 4000K 50000hrs G13 DLC	13	16	1900	G13	120-277	50,000	180	4000	83	24	24
1752511	Y	VIV-T8HY/U6/13W/50/F	LED T8 U6 Hybrid 13W 5000K 50000hrs G13 DLC	13	16	2000	G13	120-277	50,000	180	5000	83	24	24
1752213	Y	VIV-T8HY/U1/13W/30/F	LED T8 U1 Hybrid 13W 3000K 50000hrs G13 DLC	13	16	1800	G13	120-277	50,000	180	3000	83	22.4	24
1752302	Y	VIV-T8HY/U1/13W/35/F	LED T8 U1 Hybrid 13W 3500K 50000hrs G13 DLC	13	16	1800	G13	120-277	50,000	180	3500	83	22.4	24
1752411	Y	VIV-T8HY/U1/13W/40/F	LED T8 U1 Hybrid 13W 4000K 50000hrs G13 DLC	13	16	1900	G13	120-277	50,000	180	4000	83	22.4	24
1752507	Y	VIV-T8HY4/U1/13W/50/F	LED T8 U1 Hybrid 13W 5000K 50000hrs G13 DLC	13	16	2000	G13	120-277	50,000	180	5000	83	22.4	24

Bypass Wiring Diagram

1. single end connecting

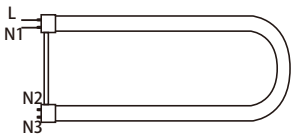

2. Double end connecting

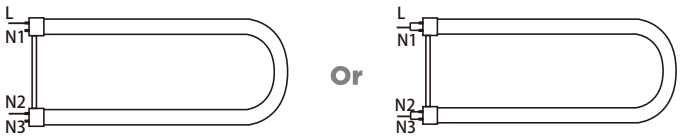

Ordering Information

Example: VIV-T8HY/U1/13W/30/F

LED CLASS	LAMP TYPE	HYBRID	SHAPE	WATTAGE	CCT(K)	FROST
VIV (Vivid)	T8	HY (Hybrid)	U1 (U1 U-bend) U6 (U6 U-bend)	13W	30 (3000K) 35 (3500K) 40 (4000K) 50 (5000K)	F (Frost)

Tel: 905-479-7093 • Toll Free: 1-888-425-7093 • Email: customerservice@turolight.com • Website: www.turolight.com

Back to Menu >>

TUROLIGHT®

SHATTER PROTECT
Ballast Bypass

VIV-T8BPSP4/FF

FLICKER FREE

Turolight Flicker-free LED tubes provide perfect light that does not cause headaches or eyestrains, it improves your concentration and productivity for your maximum performance.

DLC · c UL LISTED · FC · RoHS COMPLIANT

Features & Benefits

- **Percent flicker is significantly decreased to only 5%***
- DLC approved, PET film, ShatterProtect[1]
- Ballast Bypass (no ballast required)
- 50,000 hour life (L70), 180° Beam angle, High CRI (82+)
- Both Double-ended and Single-ended applicable installation
- 48″ length
- NSF/ANSI 2 Certified[2]
- Suitable for splash zones of food equipment
- Use existing lamp holders (non-shunted or shunted)
- Our safety features allow for installation as well as misapplication protection[3]

[1]ShatterProtect utilizes PET film to reduce the unexpected risk of shattering
[2]Need to work with NSF certified lighting fixtures
[3]Contact your local Turolight representative for detail

Dimensional drawing

Warranty & Cautions

- 5-year limited warranty
- Bulb wall temperature range between -20˚C and +45˚C

Applications

Suitable for offices, classrooms, and other commercial and educational applications

Product Specification

Ordering Code	DLC	Model Number	Description	Watts (W)	Voltage (V)	Initial Lumen (lm)	Base	Hour Rating	Beam Angle	CCT(K)	CRI	M.O.L. (inch)	Case QTY.
Flicker-free*													
1752404	Y	VIV-T8BPSP4/FF/10.5W/40/F/DE	Flicker-free, Bypass 4ft 10.5W G13 40K Frost PET film	10.5	120-277	1700	G13	50,000	180	4000	82	48	25

Other CCT is also available to be ordered

*Flicker exists in most light sources, but with varying levels. For LED Type B tubes, it all comes down to the driver. Our unique driver design ensures the minimal level of flicker, so that provides high-quality light for maximum eye comfort and performance.

Ordering Information Example: VIV-T8BPSP4/FF/10.5W/40/F/DE

LED CLASS	LAMP TYPE	BYPASS, SHATTERPROOF	FLICKER	WATTAGE	CCT(K)	FROST	INSTALLATION
VIV (Vivid)	T8	BPSP4 (Bypass, PET film)	FF (Flicer-free)	10.5W	40 (4000K)	F (Frost)	DE (Single & Double-ended)

Tel: 905-479-7093 • Toll Free: 1-888-425-7093 • Email: customerservice@turolight.com • Website: www.turolight.com

Back to Menu >>

TUROLIGHT®

SHATTER PROTECT
Ballast Bypass

LED LAMP

VIVID Series

Bypass T8 Lamp

VIV-T8BPSP4, VIV-T8BP4 (Double-ended & Single-ended)
VIV-T8BPSP/Dim (Single-ended)

DLC LISTED · c UL LISTED · FC · RoHS COMPLIANT · Conforms to NSF/ANSI 2

Features & Benefits

- DLC approved, Dimmable*, PET film, ShatterProtect[1]
- External ballast not required
- Both Double-ended and Single-ended applicable installation (only single-ended for VIV-T8BPSP/Dim)
- Our safety features allow for installation as well as misapplication protection[2]
- High CRI (82+), 50,000 hour life (L70)
- NSF/ANSI 2 certified** (except T8BP4/15W)
- Use existing lamp holders (non-shunted or shunted)
- Suitable for splash zones of food equipment

*For applicable models, see product specification below
[1] ShatterProtect utilizes PET film to reduce the unexpected risk of shattering
[2] Contact your local Turolight representative for detail

Dimensional drawing

Warranty & Cautions

- 5-year limited warranty
- Operating temperature range between -20˚C and +45˚C
- UL/cUL listed, RoHS compliant

** Need to work with NSF certified lighting fixtures.

Ordering Information

Example: VIV-T8BPSP4/18W/30/F/DE/3FT

LED CLASS	LAMP TYPE	Bypass, Shatterproof	WATTAGE	CCT(K)	FROST	INSTALLATION	INPUT VOLTAGE	LENGTH
VIV (Vivid)	T8	BPSP4 (Bypass, PET film, 4th Version) BP4 (Bypass, 4th Version) BPSP (Bypass, PET film, Dimmable)	18W,15W 12W, 10.5W 9W	30 (3000K) 35 (3500K) 40 (4000K) 50 (5000K)	F	DE (Single & Double-ended)	Blank (120-277V) 347V	Blank (48"/ 24" 9W) 3FT (36")

Product Specification

Ordering Code	DLC	Model Number	Watts (W)	Voltage (V)	Initial Lumen (lm)	Base	Hour Rating	Beam Angle	CCT(K)	CRI	M.O.L. (inch)	Case QTY.
1752206	Y	VIV-T8BPSP4/15W/30/F/DE/347V	15	347	2000	G13	50,000	180˚	3000	82	48	25
1752302	Y	VIV-T8BPSP4/15W/35/F/DE/347V	15	347	2050	G13	50,000	180˚	3500	82	48	25
1752400	Y	VIV-T8BPSP4/15W/40/F/DE/347V	15	347	2200	G13	50,000	180˚	4000	82	48	25
1752500	Y	VIV-T8BPSP4/15W/50/F/DE/347V	15	347	2200	G13	50,000	180˚	5000	82	48	25
1762037	Y	VIV-T8BPSP4/10.5W/30/F/DE	10.5	120-277	1600	G13	50,000	180˚	3000	82	48	25
1762372	Y	VIV-T8BPSP4/10.5W/35/F/DE	10.5	120-277	1600	G13	50,000	180˚	3500	82	48	25
1762893	Y	VIV-T8BPSP4/10.5W/40/F/DE	10.5	120-277	1700	G13	50,000	180˚	4000	82	48	25
1762558	Y	VIV-T8BPSP4/10.5W/50/F/DE	10.5	120-277	1700	G13	50,000	180˚	5000	82	48	25
1752205	Y	VIV-T8BPSP4/9W/30/F/DE (2FT)	9	120-277	1200	G13	50,000	180˚	3000	82	24	25
1752301	Y	VIV-T8BPSP4/9W/35/F/DE (2FT)	9	120-277	1200	G13	50,000	180˚	3500	82	24	25
1752403	Y	VIV-T8BPSP4/9W/40/F/DE (2FT)	9	120-277	1200	G13	50,000	180˚	4000	82	24	25
1752502	Y	VIV-T8BPSP4/9W/50/F/DE (2FT)	9	120-277	1200	G13	50,000	180˚	5000	82	24	25
1752204	Y	VIV-T8BPSP4/12W/30/F/DE/3FT	12	120-277	1450	G13	50,000	180˚	3000	82	36	25
1752300	Y	VIV-T8BPSP4/12W/35/F/DE/3FT	12	120-277	1450	G13	50,000	180˚	3500	82	36	25
1752401	Y	VIV-T8BPSP4/12W/40/F/DE/3FT	12	120-277	1550	G13	50,000	180˚	4000	82	36	25
1752501	Y	VIV-T8BPSP4/12W/50/F/DE/3FT	12	120-277	1550	G13	50,000	180˚	5000	82	36	25
1763238	Y	VIV-T8BPSP4/18W/30/F/DE	18	120-277	2050	G13	50,000	180˚	3000	82	48	25
1763319	Y	VIV-T8BPSP4/18W/35/F/DE	18	120-277	2050	G13	50,000	180˚	3500	82	48	25
1763440	Y	VIV-T8BPSP4/18W/40/F/DE	18	120-277	2100	G13	50,000	180˚	4000	82	48	25
1763518	Y	VIV-T8BPSP4/18W/50/F/DE	18	120-277	2200	G13	50,000	180˚	5000	82	48	25
1762036	Y	VIV-T8BP4/15W/30/F/DE	15	120-277	1650	G13	50,000	220˚	3000	82	48	25
1762371	Y	VIV-T8BP4/15W/35/F/DE	15	120-277	1700	G13	50,000	220˚	3500	82	48	25
1762892	Y	VIV-T8BP4/15W/40/F/DE	15	120-277	1750	G13	50,000	220˚	4000	82	48	25
1762557	Y	VIV-T8BP4/15W/50/F/DE	15	120-277	1800	G13	50,000	220˚	5000	82	48	25
Dimmable												
1763425	-	VIV-T8BPSP/18W/40/F/D	18	120-277	1800	G13	50,000	180˚	4000	83	48	25
1763509	-	VIV-T8BPSP/18W/50/F/D	18	120-277	1900	G13	50,000	180˚	5000	83	48	25

Tel: 905-479-7093 • Toll Free: 1-888-425-7093 • Email: customerservice@turolight.com • Website: www.turolight.com

Back to Menu >>

TUROLIGHT®

VIV-T8BPSP4, VIV-T8BP4 (Double-ended & Single-ended), VIV-T8BPSP/Dim (Single-ended)

Installation Guide Typical Ballast Configurations

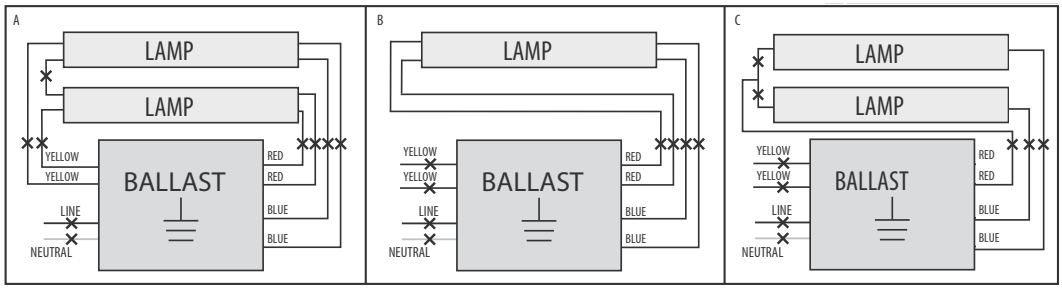

✕ Indicates Where to Cut Existing Wiring

Removing Existing Fluorescent System

1. Disconnect power from fixture.
2. Remove fluorescent lamp(s).
3. Remove lens and wiring compartment, if applicable.
4. Cut all wires connected to the ballast as shown in Diagrams A, B, and C.
5. Identify what type of lampholders are in fixture. Double-Ended wiring installations of VIV-T8BPSP4/DE tube can be used with shunted G13 or nonshunted G13 lampholders (with instructions to externally shunt). See Figures 1 and 2.

Typical Shunted Lampholders

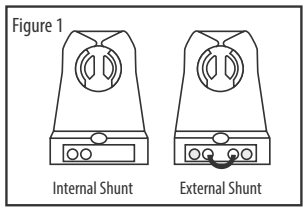

Typical Non-Shunted Lampholder

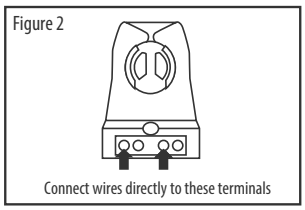

Installing the Lamps-Double Ended

I. Confirm that power is still disconnected from fixture.
II. Make sure fixture is properly grounded.
III. Follow step 1 for single lamp application or steps 2 & 3 for multiple lamp application, based on the number of lamps in the fixture:

Single Lamp

1. From AC wires, connect line (L) to Side A lampholder and neutral (N) to Side B lampholder. If only one lamp is being installed, proceed to step 4.

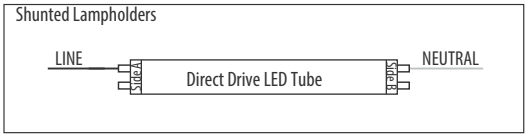

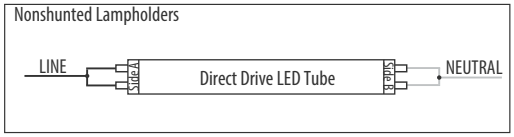

Multiple Lamps

2. Follow the steps above for single lamp connection to connect the first lamp.
3. Connect the terminals from the first lamp to the matching terminals on the lampholder of the second lamp with line and neutral wires as shown below. Continue daisy-chain connection for each additional lamp.
4. Complete all electrical connections with appropriate connectors/wire nuts as needed, per all local and national electrical codes.

NOTE: There should not be any exposed wires from sockets left unconnected.

5. Replace wiring compartment cover.
6. Install all of the VIV-T8BPSP4/DE tubes. Install LED tubes so that the LEDs are pointed in the proper direction for illumination, and install any lens or diffuser as applicable.

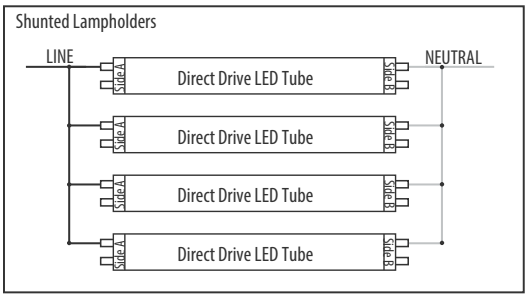

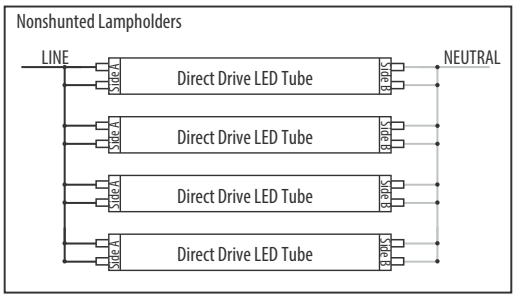

Installing the Lamps-Single Ended (Non-Shunted)

1. Read all WARNING/CAUTIONS before continuing this section.
2. Ensure fixture is 120-277V.
3. Disconnect power at the source.
4. Remove lens if applicable, remove cover and fluorescent tubes.
5. Cut all wires that connect ballast. Properly discard ballast or cap off wires.
6. Replace lamp holders at power end with supplied non-shunted lamp holders.
7. Connect hot wire from power source into supplied non-shunted Lamp Holder "Hot In".
8. Connect neutral wire from power source into supplied non-shunted Lamp Holder "Neutral In".
9. If installing multiple lamps, continue reading. Otherwise skip to section 14.
10. Connect separate hot wire into "Hot Out" from primary source lamp holder and connect that wire into "Hot In" on the adjacent tube.
11. Connect separate neutral wire into "Neutral Out" from primary source lamp holder and connect that wire into "Neutral In" on the adjacent tube.
12. Continue this process for additional lamps.
13. Do not wire opposite end of lamp holder.
14. Install lamp with the Turolight logo (driver side) into the wired end.
15. Visibly affix "Modification Sticker" and reinstall housing cover and lens if applicable.
16. Return power back to source and installation is now completed.

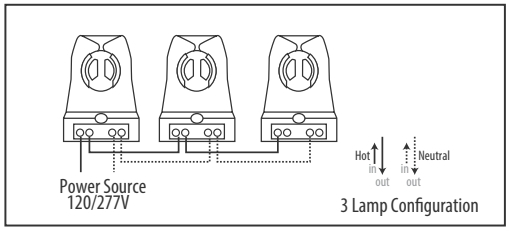

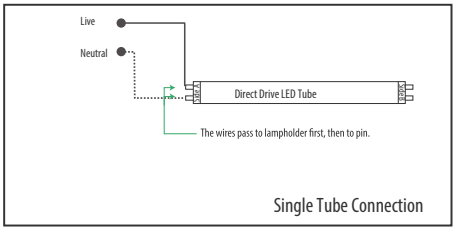

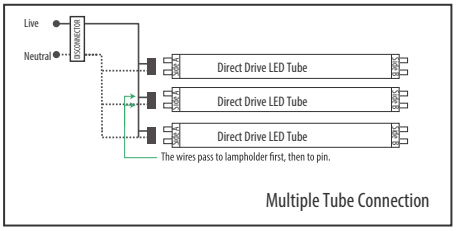

Note: The luminaire shall only mount max. 4 tubes.

Tel: 905-479-7093 • Toll Free: 1-888-425-7093 • Email: customerservice@turolight.com • Website: www.turolight.com

Back to Menu >>

TUROLIGHT®

Ballast Bypass

LED LAMP

VIVID Series

Bypass T8 Lamp

VIV-T8BP6 (Double-ended)

Conforms to NSF/ANSI 2

Features & Benefits

- DLC approved
- External ballast not required
- Double-ended installation
- Our safety features allow for installation as well as misapplication protection[1]
- High CRI (82+)
- 50,000 hour life (L70)
- Use existing lamp holders (non-shunted or shunted)
- 220° Beam angle

[1]Contact your local Turolight representative for detail

Dimensional drawing

Warranty & Cautions

- 5-year limited warranty
- Operating temperature range between -20˚C and +45˚C
- UL/cUL listed, RoHS compliant

Ordering Information

Example: VIV-T8BP6/12W/30/F/DE

LED CLASS	LAMP TYPE	Bypass, Shatterproof	WATTAGE	CCT(K)	FROST	INSTALLATION
VIV (Vivid)	T8	BP6 (Bypass, 6th Version)	12W 15W	30 (3000K) 35 (3500K) 40 (4000K) 50 (5000K)	F (Frost)	DE (Double-ended)

Product Specification

Ordering Code	DLC	Model Number	Watts (W)	Voltage (V)	Initial Lumen (lm)	Base	Hour Rating	Beam Angle	CCT(K)	CRI	M.O.L. (inch)	Case QTY.
1752220	N	VIV-T8BP6/12W/30/F/DE	12	120-277	1700	G13	50,000	220˚	3000	82	48	25
1752308	Y	VIV-T8BP6/12W/35/F/DE	12	120-277	1700	G13	50,000	220˚	3500	82	48	25
1752418	Y	VIV-T8BP6/12W/40/F/DE	12	120-277	1800	G13	50,000	220˚	4000	82	48	25
1752512	Y	VIV-T8BP6/12W/50/F/DE	12	120-277	1800	G13	50,000	220˚	5000	82	48	25
1752221	N	VIV-T8BP6/15W/30/F/DE	15	120-277	2100	G13	50,000	220˚	3000	82	48	25
1752309	Y	VIV-T8BP6/15W/35/F/DE	15	120-277	2200	G13	50,000	220˚	3500	82	48	25
1752419	Y	VIV-T8BP6/15W/40/F/DE	15	120-277	2200	G13	50,000	220˚	4000	82	48	25
1752513	Y	VIV-T8BP6/15W/50/F/DE	15	120-277	2200	G13	50,000	220˚	5000	82	48	25

Tel: 905-479-7093 • Toll Free: 1-888-425-7093 • Email: customerservice@turolight.com • Website: www.turolight.com

Back to Menu >>

TUROLIGHT®

VIV-T8BP6 (Double-ended)

Installation Guide Typical Ballast Configurations

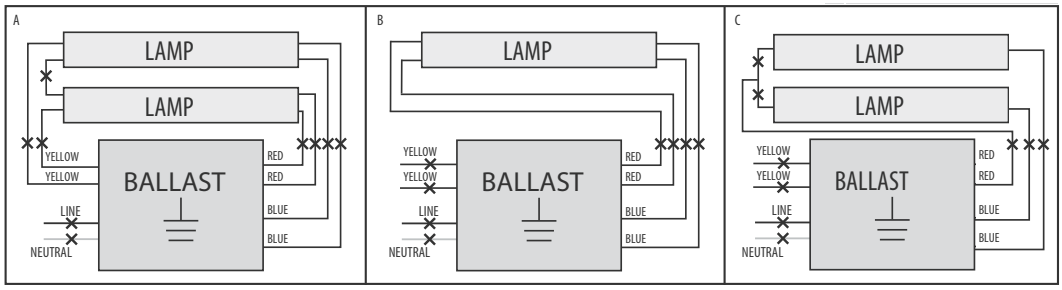

✕ Indicates Where to Cut Existing Wiring

Removing Existing Fluorescent System

1. Disconnect power from fixture.
2. Remove fluorescent lamp(s).
3. Remove lens and wiring compartment, if applicable.
4. Cut all wires connected to the ballast as shown in Diagrams A, B, and C.
5. Identify what type of lampholders are in fixture. Double-Ended wiring installations of VIV-T8BP6/DE tube can be used with shunted G13 or nonshunted G13 lampholders (with instructions to externally shunt). See Figures 1 and 2.

Typical Shunted Lampholders

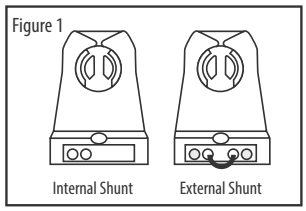

Typical Non-Shunted Lampholder

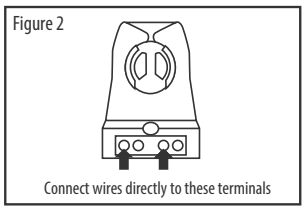

Installing the Lamps-Double Ended

I. Confirm that power is still disconnected from fixture.
II. Make sure fixture is properly grounded.
III. Follow step 1 for single lamp application or steps 2 & 3 for multiple lamp application, based on the number of lamps in the fixture:

Single Lamp

1. From AC wires, connect line (L) to Side A lampholder and neutral (N) to Side B lampholder. If only one lamp is being installed, proceed to step 4.



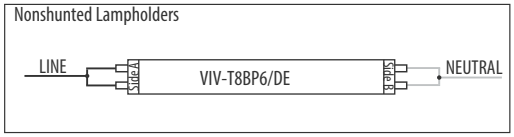

Multiple Lamps

2. Follow the steps above for single lamp connection to connect the first lamp.
3. Connect the terminals from the first lamp to the matching terminals on the lampholder of the second lamp with line and neutral wires as shown below. Continue daisy-chain connection for each additional lamp.
4. Complete all electrical connections with appropriate connectors/wire nuts as needed, per all local and national electrical codes.

NOTE: There should not be any exposed wires from sockets left unconnected.

5. Replace wiring compartment cover.
6. Install all of the VIV-T8BP6/DE tubes. Install LED tubes so that the LEDs are pointed in the proper direction for illumination, and install any lens or diffuser as applicable.

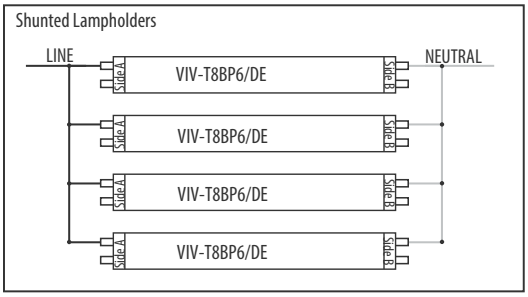

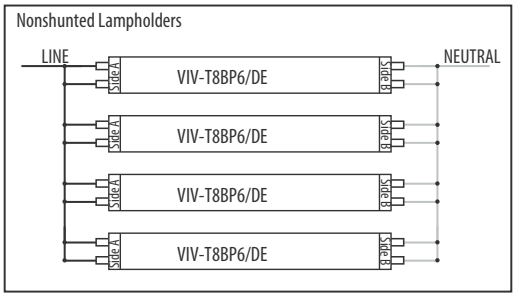

Tel: 416-736-0447/905-479-7093 • Email: info@turolight.com • Website: www.turolight.com

Back to Menu >>

TUROLIGHT®

SHATTER PROTECT
Ballast Bypass

LED LAMP

VIVID Series

Bypass T8 8ft

VIV-T8BPSP4/Fa8 (8ft, Double-ended)
VIV-T8BPSP4/R17d (8ft, Double-ended)

Conforms to NSF/ANSI 2

Features & Benefits

- DLC approved*, PET film, ShatterProtect[1]
- External ballast not required
- Fa8 , R17d base selection
- 120-277V & 347V, 180° Beam angle
- High CRI (82+), 50,000 hour life (L70)
- NSF/ANSI 2 certified**
- Use existing lamp holders
- Suitable for splash zones of food equipment
- Our safety features allow for installation as well as misapplication protection[2]

*For applicable models, see product specification below
[1]ShatterProtect utilizes PET film to reduce the unexpected risk of shattering
* * Need to work with NSF certified lighting fixtures

[2]Contact your local Turolight representative for detail

Dimensional drawing

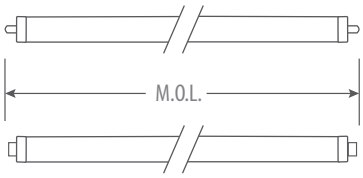

Warranty & Cautions

- 5-year limited warranty
- Operating temperature range between -20˚C and +45˚C
- UL/cUL listed, RoHS compliant

Ordering Information

Example: VIV-T8BPSP4/Fa8/42W/30/F/DE

LED CLASS	LAMP TYPE	Bypass, Shatterproof	WATTAGE	CCT(K)	FROST	INSTALLATION	INPUT VOLTAGE
VIV (Vivid)	T8	BPSP4/Fa8 (Bypass, PET film, Fa8 Base) BPSP4/R17d (Bypass, PET film, R17d Base)	42W	30 (3000K) 35 (3500K) 40 (4000K) 50 (5000K)	F (Frost)	DE (Double-ended)	Blank (120-277V) 347V

Product Specification

Ordering Code	DLC	Model Number	Watts (W)	Voltage (V)	Initial Lumen (lm)	Base	Hour Rating	Beam Angle	CCT(K)	CRI	M.O.L. (inch)	Case QTY.
T8 Bypass PET film IV 8ft Fa8 120-277V, Double-ended												
1755200	Y	VIV-T8BPSP4/Fa8/42W/30/F/DE (8FT)	42	120-277	5300	Fa8	50,000	180˚	3000	82	96	8
1755300	Y	VIV-T8BPSP4/Fa8/42W/35/F/DE (8FT)	42	120-277	5300	Fa8	50,000	180˚	3500	82	96	8
1755400	Y	VIV-T8BPSP4/Fa8/42W/40/F/DE (8FT)	42	120-277	5400	Fa8	50,000	180˚	4000	82	96	8
1755500	Y	VIV-T8BPSP4/Fa8/42W/50/F/DE (8FT)	42	120-277	5500	Fa8	50,000	180˚	5000	82	96	8
T8 Bypass PET film IV 8FT R17d 120-277V, Double-ended												
1755201	-	VIV-T8BPSP4/R17d/42W/30/F/DE (8FT)	42	120-277	5300	R17d	50,000	180˚	3000	82	96	8
1755301	-	VIV-T8BPSP4/R17d/42W/35/F/DE (8FT)	42	120-277	5300	R17d	50,000	180˚	3500	82	96	8
1755401	-	VIV-T8BPSP4/R17d/42W/40/F/DE (8FT)	42	120-277	5400	R17d	50,000	180˚	4000	82	96	8
1755501	-	VIV-T8BPSP4/R17d/42W/50/F/DE (8FT)	42	120-277	5500	R17d	50,000	180˚	5000	82	96	8
T8 Bypass PET film IV 8FT Fa8 347V, Double-ended												
1755202	Y	VIV-T8BPSP4/Fa8/42W/30/F/DE/347V	42	347	5300	Fa8	50,000	180˚	3000	82	96	8
1755302	Y	VIV-T8BPSP4/Fa8/42W/35/F/DE/347V (8FT)	42	347	5300	Fa8	50,000	180˚	3500	82	96	8
1755402	Y	VIV-T8BPSP4/Fa8/42W/40/F/DE/347V (8FT)	42	347	5400	Fa8	50,000	180˚	4000	82	96	8
1755502	Y	VIV-T8BPSP4/Fa8/42W/50/F/DE/347V (8FT)	42	347	5500	Fa8	50,000	180˚	5000	82	96	8
T8 Bypass PET film f IV 8FT R17d 347V, Double-ended												
1755203	-	VIV-T8BPSP4/R17d/42W/30/F/DE/347V (8FT)	42	347	5300	R17d	50,000	180˚	3000	82	96	8
1755303	-	VIV-T8BPSP4/R17d/42W/35/F/DE/347V (8FT)	42	347	5300	R17d	50,000	180˚	3500	82	96	8
1755403	-	VIV-T8BPSP4/R17d/42W/40/F/DE/347V (8FT)	42	347	5400	R17d	50,000	180˚	4000	82	96	8
1755503	-	VIV-T8BPSP4/R17d/42W/50/F/DE/347V (8FT)	42	347	5500	R17d	50,000	180˚	5000	82	96	8

Tel: 905-479-7093 • Toll Free: 1-888-425-7093 • Email: customerservice@turolight.com • Website: www.turolight.com

Back to Menu >>

TUROLIGHT®

SHATTER PROTECT Ballast Bypass

LED LAMP

VIVID Series

Bypass T8 Lamp

VIV-T8BPSP4 (5ft & 6ft Single-ended)

c UL LISTED FC RoHS COMPLIANT Conforms to NSF/ANSI 2

Features & Benefits

- PET film, ShatterProtect[1]
- External ballast not required
- Single-ended applicable installation
- Our safety features allow for installation as well as misapplication protection[2]
- High CRI (82+), 50,000 hour life (L70)
- NSF/ANSI 2 certified**
- Use existing lamp holders (Non-Shunted)
- Suitable for splash zones of food equipment

*For applicable models, see product specification below
[1] ShatterProtect utilizes PET film to reduce the unexpected risk of shattering
[2] Contact your local Turolight representative for detail

Dimensional drawing

Warranty & Cautions

- 5-year limited warranty
- Operating temperature range between -20˚C and +45˚C
- UL/cUL listed, RoHS compliant

** Need to work with NSF certified lighting fixtures.

Ordering Information

Example: VIV-T8BPSP4/22W/40/F/5FT

LED CLASS	LAMP TYPE	Bypass, Shatterproof	WATTAGE	CCT(K)	FROST	LENGTH
VIV (Vivid)	T8	BPSP4 (Bypass, PET film, 4th Version)	22W, 30W	40 (4000K) 50 (5000K)	F (Frost)	5FT (60") 6FT (72")

Product Specification

Ordering Code	Model Number	Watts (W)	Voltage (V)	Initial Lumen (lm)	Base	Hour Rating	Beam Angle	CCT(K)	CRI	M.O.L. (inch)	Case QTY.
1764412	VIV-T8BPSP4/22W/40/F/5FT	22	120-277	2600	G13	50,000	180˚	4000	82	60	25
1764510	VIV-T8BPSP4/22W/50/F/5FT	22	120-277	2600	G13	50,000	180˚	5000	82	60	25
1764411	VIV-T8BPSP4/30W/40/F/6FT	30	120-277	3400	G13	50,000	180˚	4000	82	72	25
1764511	VIV-T8BPSP4/30W/50/F/6FT	30	120-277	3500	G13	50,000	180˚	5000	82	72	25

Installing the Lamps-Single Ended (Non-Shunted)

1. Read all WARNING/CAUTIONS before continuing this section.
2. Ensure fixture is 120-277V.
3. Disconnect power at the source.
4. Remove lens if applicable, remove cover and fluorescent tubes.
5. Cut all wires that connect ballast. Properly discard ballast or cap off wires.
6. Replace lamp holders at power end with supplied non-shunted lamp holders.
7. Connect hot wire from power source into supplied non-shunted Lamp Holder "Hot In".
8. Connect neutral wire from power source into supplied non-shunted Lamp Holder "Neutral In".
9. If installing multiple lamps, continue reading. Otherwise skip to section 14.
10. Connect separate hot wire into "Hot Out" from primary source lamp holder and connect that wire into "Hot In" on the adjacent tube.
11. Connect separate neutral wire into "Neutral Out" from primary source lamp holder and connect that wire into "Neutral In" on the adjacent tube.
12. Continue this process for additional lamps.
13. Do not wire opposite end of lamp holder.
14. Install lamp with the Turolight logo (driver side) into the wired end.
15. Visibly affix "Modification Sticker" and reinstall housing cover and lens if applicable.
16. Return power back to source and installation is now completed.

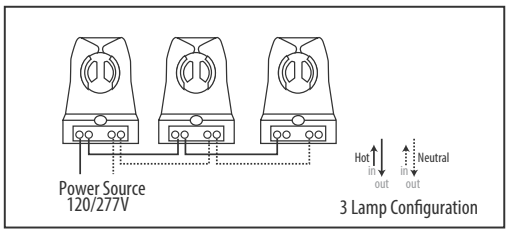

3 Lamp Configuration

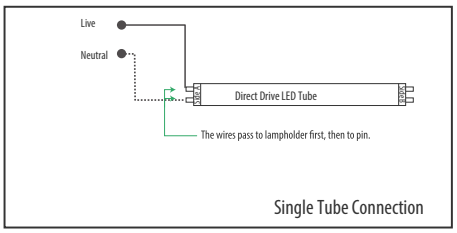

Single Tube Connection

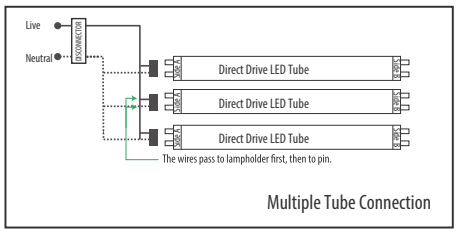

Multiple Tube Connection

Note: The luminaire shall only mount max. 4 tubes.

Tel: 905-479-7093 • Toll Free: 1-888-425-7093 • Email: customerservice@turolight.com • Website: www.turolight.com

Back to Menu >>

TUROLIGHT®

SHATTER PROTECT
Ballast Bypass

Full Spectrum
R9 >90, CRI>95

LED LAMP
VIVID Series

VIV-T8BPSP/I95

c UL LISTED FC RoHS COMPLIANT

Features & Benefits

- **Full Spectrum (R9 >90), High CRI (95+)**
- **120-347V**
- Ballast Bypass (no ballast required)
- PET film, ShatterProtect[1]
- 50,000 hour life (L70), 180° Beam angle
- Double-ended wiring
- 48" length
- NSF/ANSI 2 Certified[2]
- Our safety features allow for installation as well as misapplication protection[3]

[1]ShatterProtect utilizes PET film to reduce the unexpected risk of shattering
[2]Need to work with NSF certified lighting fixtures
[3]Contact your local Turolight representative for detail

Dimensional drawing

Warranty & Cautions

- 5-year limited warranty
- Bulb wall temperature range between -20˚C and +45˚C

Applications

Ideal for paint booth, printing workshop, art school or any other applications required ultimate light quality with energy saving solution.

Product Specification

Ordering Code	Model Number	Description	Watts (W)	Voltage (V)	Initial Lumen (lm)	Base	Hour Rating	Beam Angle	CCT(K)	CRI	M.O.L. (inch)	Case QTY.
1753500	VIV-T8BPSP/I95/18.5W/57/F/120-347V	Bypass CRI95 4ft 18.5W G13 5700K Frost Shatterprotect 120-347V	18.5	120-347	2100	G13	50,000	180	5700	95	48	10

Ordering Information

Example: VIV-T8BPSP/I95/18.5W/57/F/120-347V

LED CLASS	LAMP TYPE	BYPASS, SHATTERPROOF	CRI	WATTAGE	CCT(K)	FROST	Voltage
VIV (Vivid)	T8	BPSP (Bypass, PET film)	I95 (CRI≥95)	18.5W	57 (5700K)	F (Frost)	120-347V

Tel: 905-479-7093 • Toll Free: 1-888-425-7093 • Email: customerservice@turolight.com • Website: www.turolight.com

Back to Menu >>

TUROLIGHT®

SHATTERPROOF
Ballast Bypass

R17D

LED LAMP

VIVID Series

VIV-T8BPSP Nano - Sign Light

Features & Benefits

- Double sided LED strip design offers perfect 330° beam angle for outstanding light distribution
- High-transmittance nano-plastic tube, Shatterproof, no bending under high temperature
- Ideal to replace T8HO or T12HO fluorescent lamps for lighting sign boxes
- Ballast Bypass, Single-ended wiring (no ballast required)
- NSF/ANSI 2 Certified[1], suitable for splash zones of food equipment
- R17D End Caps
- Tube adjustable for optimized illumination
- 50,000 hour life (L70), High CRI (83+)
- 24", 36", 48", 60", 72", 84", 96", 108" and 120" length

[1]Need to work with ETL Sanitation certified lighting fixtures

Dimensional drawing

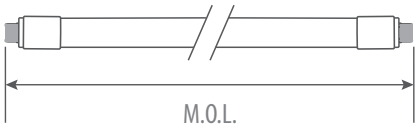

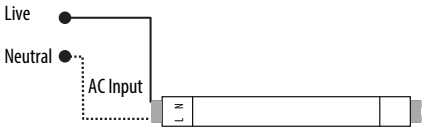

Single-ended wiring, opposite socket to remain unwired.

Warranty & Cautions

- 3-year limited warranty
- Bulb wall temperature range between -40˚C and +45˚C
- Sockets must be non-shunted

Product Specification

Ordering Code	Model Number	Description	Lamp Power (W)	System Power (W)	Initial Lumen (lm)	Base	Voltage (V)	Hour Rating	Beam Angle	CCT(K)	CRI	M.O.L. (inch)	Case QTY.
1762602	VIV-T8BPSP/N/9W/65/DS/2FT	T8 Bypass 2ft 9W R17D 65K Frost Shatterproof Double Sided	9	9	1250	R17D	120-277	50,000	330	6500	83	24	10
1762603	VIV-T8BPSP/N/12W/65/DS/3FT	T8 Bypass 3ft 12W R17D 65K Frost Shatterproof Double Sided	12	12	1650	R17D	120-277	50,000	330	6500	83	36	10
1763601	VIV-T8BPSP/N/18W/65/DS/4FT	T8 Bypass 4ft 18W R17D 65K Frost Shatterproof Double Sided	18	18	2500	R17D	120-277	50,000	330	6500	83	48	10
1764601	VIV-T8BPSP/N/24W/65/DS/5FT	T8 Bypass 5ft 24W R17D 65K Frost Shatterproof Double Sided	24	24	3350	R17D	120-277	50,000	330	6500	83	60	10
1764602	VIV-T8BPSP/N/30W/65/DS/6FT	T8 Bypass 6t 30W R17D 65K Frost Shatterproof Double Sided	30	30	4200	R17D	120-277	50,000	330	6500	83	72	10
1764604	VIV-T8BPSP/N/32W/65/DS/7FT	T8 Bypass 7ft 32W R17D 65K Frost Shatterproof Double Sided	32	32	4500	R17D	120-277	50,000	330	6500	83	84	10
1765600	VIV-T8BPSP/N/36W/65/DS/8FT	T8 Bypass 8ft 36W R17D 65K Frost Shatterproof Double Sided	36	36	5000	R17D	120-277	50,000	330	6500	83	96	10
1765602	VIV-T8BPSP/N/42W/65/DS/9FT	T8 Bypass 9ft 42W R17D 65K Frost Shatterproof Double Sided	42	42	5800	R17D	120-277	50,000	330	6500	83	108	10
1765601	VIV-T8BPSP/N/48W/65/DS/10FT	T8 Bypass 10ft 48W R17D 65K Frost Shatterproof Double Sided	48	48	6700	R17D	120-277	50,000	330	6500	83	120	10

Rotatable Nano Tube



Switchable End Caps



Ordering Information

Example: VIV-T8BPSP/N/24W/65/DS/5FT

LED CLASS	LAMP TYPE	BYPASS, SHATTERPROOF	MATERIAL	WATTAGE	CCT(K)	LED STRIPS	LENGTH
VIV (Vivid)	T8	BPSP (Bypass, Shatterproof)	N (Nano)	9W, 12W 18W, 24W 30W, 32W 36W, 42W, 48W	65 (6500K)	DS (Double Sided)	2FT (24"), 3FT (36") 4FT (48"), 5FT (60") 6FT (72"), 7FT (84") 8FT (96")**,9FT (108")**, 10FT (120")**

** Be sure set nano PCB (printed circuit board) is vertical to avoid tube distortion (sagging).

Tel: 905-479-7093 • Toll Free: 1-888-425-7093 • Email: customerservice@turolight.com • Website: www.turolight.com

Back to Menu >>

TUROLIGHT®

SHATTERPROOF
Ballast Bypass

LED LAMP
VIVID Series

VIV-T8BPSP Nano - Freezer/Cooler

c UL us LISTED FC RoHS COMPLIANT

Features & Benefits

- High-transmittance nano-plastic tube, Shatterproof, no bending under high temperature
- Design for Freezer/Cooler application
- Plugs directly into AC outlet, instant startup
- Ballast Bypass (no ballast required)
- Mounting Brackets and 72" power cord included
- NSF/ANSI 2 Certified[1], suitable for splash zones of food equipment
- 48", 60" and 72" length
- 50,000 hour life (L70), High CRI (83+)
- Wet locatoin approved

[1]Need to work with ETL Sanitation certified lighting fixtures

Dimensional drawing

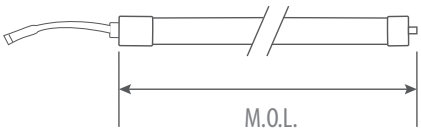

Warranty & Cautions

- 5-year limited warranty
- Bulb wall temperature range between -30˚C and +40˚C

Product Specification

Ordering Code	Model Number	Description	Lamp Power (W)	System Power (W)	Initial Lumen (lm)	Voltage (V)	Hour Rating	Beam Angle	CCT(K)	CRI	M.O.L. (inch)	Case QTY.
1753400	VIV-T8BPSP/N/18W/40/F/FC (4FT)	Bypass Nano 4ft 18W G13 40K Frost Shatterproof Freezer/Cooler	18	18	2250	120-277	50,000	160	4000	83	47.4"	25
1754400	VIV-T8BPSP/N/22W/40/F/FC/5FT	Bypass Nano 5ft 22W G13 40K Frost Shatterproof Freezer/Cooler	22	22	2750	120-277	50,000	160	4000	83	59.4"	25
1754401	VIV-T8BPSP/N/26W/40/F/FC/6FT	Bypass Nano 6ft 26W G13 40K Frost Shatterproof Freezer/Cooler	26	26	3250	120-277	50,000	160	4000	83	71.4"	12

Accessories



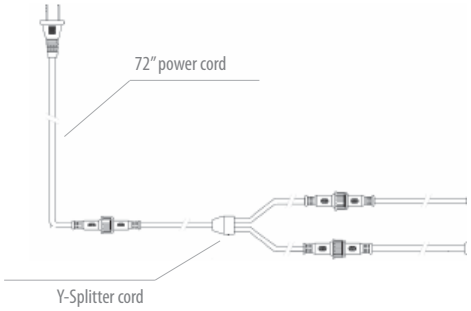

Ordering Information Example: VIV-T8BPSP/N/18W/40/F/FC

LED CLASS	LAMP TYPE	BYPASS, SHATTERPROOF	MATERIAL	WATTAGE	CCT(K)	FROST	APPLICATION
VIV (Vivid)	T8	BPSP (Bypass, Shatterproof)	N (Nano)	18W 22W 26W	40 (4000K)	F (Frost)	FC (Freezer/Cooler)

Tel: 905-479-7093 • Toll Free: 1-888-425-7093 • Email: customerservice@turolight.com • Website: www.turolight.com

Back to Menu >>

TUROLIGHT®

Instant Start
Electronic Ballast
UNV & 347V

c UL us LISTED

RoHS COMPLIANT

Product Description

- Compatible with T8, 32/25/17 & 30/28/25 wattage lamp types
- THD <10%, high power factor
- Normal ballast factor
- Parallel lamp operation, enables lamps to remain on when one fails
- Sound Rating A, for quiet operation
- OCV 600V, No PCB's
- Remote Mounting:18 ft. max.
  Maximum ambient temperature: 131°F/ 55°C
  Maximum case temperature Tc: 194°F/ 90°C

Certifications

- Meets ANSI standard C82.11-2002 and C62.41-2002
- Meets FCC 18 non-consumer limits(277V)
- UL&cULus listed (Class P, Type 1 Outdoor), Type HL
- RoHS compliance

Warranty

Commercial/ Industrial product use with case Temp. 75°C or below	5 years
Commercial/ Industrial product use with case Temp. 90°C or below	3 years

Product Specification

Order Code	Model Number	No. of Lamps	Lamp Type	Input Volts (V)	Input Power (W)	Line Current (A)	Ballast Factor	THD (≤%)	Power Factor (≥)
Instant Start, 120V 50/60Hz									
4161100	TL232UNV-IS	1	F32T8	120	35	0.29	1.08	10	0.98
	TL232UNV-IS	2	F32T8	120	56	0.46	0.89	10	0.98
4161101	TL432UNV-IS	3	F32T8	120	92	0.77	0.96	10	0.98
	TL432UNV-IS	4	F32T8	120	112	0.93	0.88	10	0.98
Instant Start, 347V 50/60Hz									
4161200	TL232347-IS	1	F32T8	347	37	0.112	1.08	10	0.98
	TL232347-IS	2	F32T8	347	56	0.170	0.89	10	0.98
4161201	TL432347-IS	3	F32T8	347	88	0.260	0.94	10	0.97
	TL432347-IS	4	F32T8	347	109	0.322	0.87	10	0.98

Dimensional drawing

9.5"(L) x 1.3"(W) x 1.1"(H) x 8.9"(M)
0.79 lbs for TL232UNV-IS
1.10 lbs for TL432UNV-IS
TL232347-IS, TL432347-IS

Lead Length: 18AWG

White, Black	25" (±1")
Yellow	46" (±1")
Blue/ Red	31" (±1")

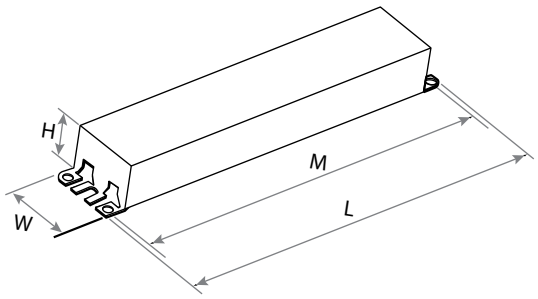

Ballast Wiring

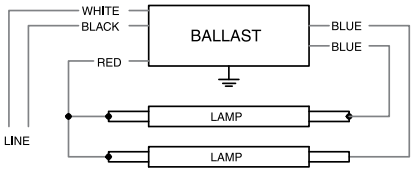

For one lamp application, cap any blue lead insulate to 600V

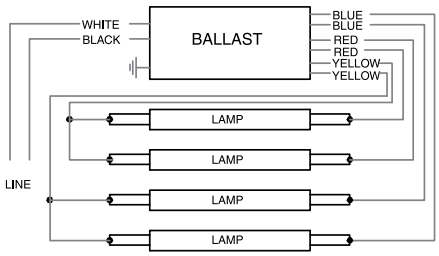

For three lamps application, cap any blue lead insulate to 600V

Tel: 905-479-7093 • Toll Free: 1-888-425-7093 • Email: customerservice@turolight.com • Website: www.turolight.com

Back to Menu >>

TUROLIGHT®

LED LAMP

VIVID Series

VIV-PL/DF

Features & Benefits

- DLC approved
- 3 Versions (Horizontal, Vertical and Vertical Long)
- G24q base matches CFL G24q-1,2,3 and GX24q-2,3,4
- 50,000 hour life (L70)
- High CRI (83+), 120° beam angle
- Enclosed fixture application and wet location approved
- Compatible with most CFL electronic fluorescent ballast[1]

[1] For detail, you may contact your sales person or check www.turolight.com for ballast compatibility list

Dimensional drawing

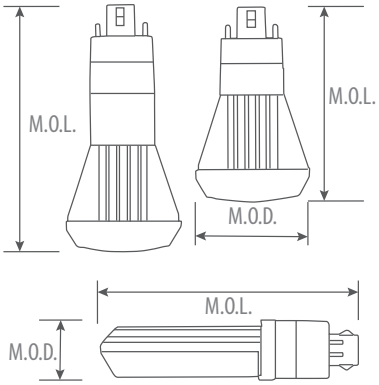

Warranty & Cautions

- 5-year limited warranty for DLC listed lamps / 3-year limited warranty for non-DLC*
- Operating temperature range between -20˚C and +45˚C

*Please check the "Turolight LED Limited Warranty" for details

Product Specification

Ordering Code	DLC	Model Number	Description	Replacement CFL	Watts	Base	Voltage (V)	Hour Rating	Beam Angle	Initial Lumen (lm)	CCT(K)	CRI	Enclosed Fixtures Application	M.O.L. (inch)	M.O.D. (inch)	Case QTY.
1762192	-	VIV-PL/DF/9W/27/H	PL Direct Fit 9W 27K Horizontal	PLC 18W/26W G24q-1,G24q-2, G24q-3 PLT 18W GX24q-2 PLT 26W GX24q-3 PLT 32W GX24q-3	9	G24q	120/277	50,000	120	800	2700	83	Y	5.20	1.61	50
1762761	Y	VIV-PL/DF/9W/30/H	PL Direct Fit 9W 30K Horizontal		9	G24q	120/277	50,000	120	800	3000	83	Y	5.20	1.61	50
1762348	Y	VIV-PL/DF/9W/35/H	PL Direct Fit 9W 35K Horizontal		9	G24q	120/277	50,000	120	800	3500	83	Y	5.20	1.61	50
1762839	Y	VIV-PL/DF/9W/40/H	PL Direct Fit 9W 40K Horizontal		9	G24q	120/277	50,000	120	850	4000	83	Y	5.20	1.61	50
1762537	Y	VIV-PL/DF/9W/50/H	PL Direct Fit 9W 50K Horizontal		9	G24q	120/277	50,000	120	900	5000	83	Y	5.20	1.61	50
1762193	-	VIV-PL/DF/9W/27/V	PL Direct Fit 9W 27K Vertical		9	G24q	120/277	50,000	120	850	2700	83	Y	3.66	2.09	50
1762762	Y	VIV-PL/DF/9W/30/V	PL Direct Fit 9W 30K Vertical		9	G24q	120/277	50,000	120	850	3000	83	Y	3.66	2.09	50
1762349	Y	VIV-PL/DF/9W/35/V	PL Direct Fit 9W 35K Vertical		9	G24q	120/277	50,000	120	850	3500	83	Y	3.66	2.09	50
1762840	Y	VIV-PL/DF/9W/40/V	PL Direct Fit 9W 40K Vertical		9	G24q	120/277	50,000	120	900	4000	83	Y	3.66	2.09	50
1762538	Y	VIV-PL/DF/9W/50/V	PL Direct Fit 9W 50K Vertical		9	G24q	120/277	50,000	120	950	5000	83	Y	3.66	2.09	50
1762194	-	VIV-PL/DF/9W/27/VL	PL Direct Fit 9W 27K Vertical Long		9	G24q	120/277	50,000	120	850	2700	83	Y	4.65	2.09	50
1762763	Y	VIV-PL/DF/9W/30/VL	PL Direct Fit 9W 30K Vertical Long		9	G24q	120/277	50,000	120	850	3000	83	Y	4.65	2.09	50
1762350	Y	VIV-PL/DF/9W/35/VL	PL Direct Fit 9W 35K Vertical Long		9	G24q	120/277	50,000	120	850	3500	83	Y	4.65	2.09	50
1762841	Y	VIV-PL/DF/9W/40/VL	PL Direct Fit 9W 40K Vertical Long		9	G24q	120/277	50,000	120	900	4000	83	Y	4.65	2.09	50
1762539	Y	VIV-PL/DF/9W/50/VL	PL Direct Fit 9W 50K Vertical Long		9	G24q	120/277	50,000	120	950	5000	83	Y	4.65	2.09	50

Base Matches

PL G24q

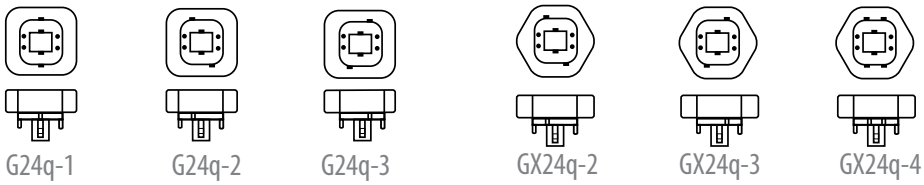

Tel: 905-479-7093 • Toll Free: 1-888-425-7093 • Email: customerservice@turolight.com • Website: www.turolight.com

Back to Menu >>

TUROLIGHT®

LED LAMP

VIVID Series

VIV-PLL/DF

Features & Benefits

- DLC approved
- Direct replacement CFL PLL 40W/50W
- 320° emitting angle, 160° beam angle
- 50,000 hour life (L70), High CRI (83+)
- Enclosed fixture and damp location rated
- With thermal fuse for over-heat security
- Direct fit, Compatible with most CFL electronic fluorescent ballast[1]

[1] For detail, you may contact your sales person or check www.turolight.com for ballast compatibility list

Dimensional drawing

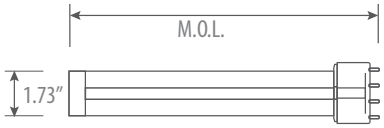

Warranty & Cautions

- 3-year limited warranty
- Operating temperature range between -20˚C and +40˚C

Product Specification

Ordering Code	DLC	Model Number	Description	Replacement CFL	Watts	Base	Voltage (V)	Hour Rating	Beam Angle	Initial Lumen (lm)	CCT(K)	CRI	M.O.L. (inch)	Case QTY.
PLL Replacement - Direct Fit														
1752217	Y	VIV-PLL/DF/14W/30/L	PLL Direct Fit 14W 30K Long DLC	**PLL 40W/50W**	14	2G11	120-277, 347	50,000	160	2000	3000	83	22.44	50
1752306	Y	VIV-PLL/DF/14W/35/L	PLL Direct Fit 14W 35K Long DLC		14	2G11	120-277, 347	50,000	160	2050	3500	83	22.44	50
1752414	Y	VIV-PLL/DF/14W/40/L	PLL Direct Fit 14W 40K Long DLC		14	2G11	120-277, 347	50,000	160	2100	4000	83	22.44	50

Tel: 905-479-7093 • Toll Free: 1-888-425-7093 • Email: customerservice@turolight.com • Website: www.turolight.com

Back to Menu >>

TUROLIGHT®

LED LAMP

VIVID Series

VIV-PLL/DF, VIV-PLL/BP

Features & Benefits

- Direct Fit and Ballast Bypass options
- Kinds of length
- 50,000 hour life (L70)
- High CRI (83+), 180° beam angle
- Compatible with most CFL electronic fluorescent ballast[1]

[1] For detail, you may contact your sales person or check www.turolight.com for ballast compatibility list

Dimensional drawing

Warranty & Cautions

- 3-year limited warranty
- Operating temperature range between -20˚C and +45˚C

Product Specification

Ordering Code	Model Number	Description	Replacement CFL	Watts	Base	Voltage (V)	Hour Rating	Beam Angle	Initial Lumen (lm)	CCT(K)	CRI	M.O.L. (inch)	Case QTY.
PLL Replacement - Direct Fit													
1762160	VIV-PLL/DF/15W/27	PLL Direct Fit 15W 27K	PLL 55W	15	2G11	120/277	50,000	180	1600	2700	83	21.06	50
1762705	VIV-PLL/DF/15W/30	PLL Direct Fit 15W 30K		15	2G11	120/277	50,000	180	1600	3000	83	21.06	50
1762319	VIV-PLL/DF/15W/35	PLL Direct Fit 15W 35K		15	2G11	120/277	50,000	180	1600	3500	83	21.06	50
1762493	VIV-PLL/DF/15W/40	PLL Direct Fit 15W 40K		15	2G11	120/277	50,000	180	1600	4000	83	21.06	50
1763112	VIV-PLL/DF/19W/27	PLL Direct Fit 19W 27K	PLL 55W	19	2G11	120/277	50,000	180	2000	2700	83	21.06	50
1763225	VIV-PLL/DF/19W/30	PLL Direct Fit 19W 30K		19	2G11	120/277	50,000	180	2000	3000	83	21.06	50
1763309	VIV-PLL/DF/19W/35	PLL Direct Fit 19W 35K		19	2G11	120/277	50,000	180	2000	3500	83	21.06	50
1763426	VIV-PLL/DF/19W/40	PLL Direct Fit 19W 40K		19	2G11	120/277	50,000	180	2000	4000	83	21.06	50
1763116	VIV-PLL/DF/19W/27/L	PLL Direct Fit 19W 27K Long	PLL 40W/50W	19	2G11	120/277	50,000	180	2000	2700	83	22.44	50
1763235	VIV-PLL/DF/19W/30/L	PLL Direct Fit 19W 30K Long		19	2G11	120/277	50,000	180	2000	3000	83	22.44	50
1763316	VIV-PLL/DF/19W/35/L	PLL Direct Fit 19W 35K Long		19	2G11	120/277	50,000	180	2000	3500	83	22.44	50
1763437	VIV-PLL/DF/19W/40/L	PLL Direct Fit 19W 40K Long		19	2G11	120/277	50,000	180	2000	4000	83	22.44	50
PLL Replacement - Bypass													
1762163	VIV-PLL/BP/8W/27	PLL Bypass 8W 27K	PLL 18W	8	2G11	120/277	50,000	180	640	2700	83	8.86	50
1762708	VIV-PLL/BP/8W/30	PLL Bypass 8W 30K		8	2G11	120/277	50,000	180	640	3000	83	8.86	50
1762322	VIV-PLL/BP/8W/35	PLL Bypass 8W 35K		8	2G11	120/277	50,000	180	640	3500	83	8.86	50
1762496	VIV-PLL/BP/8W/40	PLL Bypass 8W 40K		8	2G11	120/277	50,000	180	640	4000	83	8.86	50
1762164	VIV-PLL/BP/10W/27	PLL Bypass 10W 27K	PLL 24W	10	2G11	120/277	50,000	180	800	2700	83	12.60	50
1762709	VIV-PLL/BP/10W/30	PLL Bypass 10W 30K		10	2G11	120/277	50,000	180	800	3000	83	12.60	50
1762323	VIV-PLL/BP/10W/35	PLL Bypass 10W 35K		10	2G11	120/277	50,000	180	800	3500	83	12.60	50
1762497	VIV-PLL/BP/10W/40	PLL Bypass 10W 40K		10	2G11	120/277	50,000	180	800	4000	83	12.60	50
1762165	VIV-PLL/BP/15W/27	PLL Bypass 15W 27K	PLL 36W	15	2G11	120/277	50,000	180	1200	2700	83	16.34	50
1762710	VIV-PLL/BP/15W/30	PLL Bypass 15W 30K		15	2G11	120/277	50,000	180	1200	3000	83	16.34	50
1762324	VIV-PLL/BP/15W/35	PLL Bypass 15W 35K		15	2G11	120/277	50,000	180	1200	3500	83	16.34	50
1762498	VIV-PLL/BP/15W/40	PLL Bypass 15W 40K		15	2G11	120/277	50,000	180	1200	4000	83	16.34	50
1763113	VIV-PLL/BP/18W/27	PLL Bypass 18W 27K	PLL 55W	18	2G11	120/277	50,000	180	1500	2700	83	21.06	50
1763226	VIV-PLL/BP/18W/30	PLL Bypass 18W 30K		18	2G11	120/277	50,000	180	1500	3000	83	21.06	50
1763310	VIV-PLL/BP/18W/35	PLL Bypass 18W 35K		18	2G11	120/277	50,000	180	1500	3500	83	21.06	50
1763427	VIV-PLL/BP/18W/40	PLL Bypass 18W 40K		18	2G11	120/277	50,000	180	1500	4000	83	21.06	50

Tel: 905-479-7093 • Toll Free: 1-888-425-7093 • Email: customerservice@turolight.com • Website: www.turolight.com

Back to Menu >>

TUROLIGHT®

LED LAMP

VIVID Series

VIV-PLS/BP

Features & Benefits

- Bypass replacement for CFL PLS 2Pin (GX23)
- 350~700lm
- 50,000 hour life (L70)
- High CRI (83+), 180° beam angle
- Damp location approved

Dimensional drawing

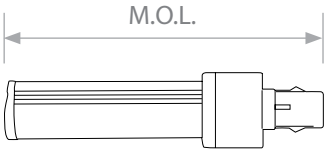

Warranty & Cautions

- 3-year limited warranty in commercial use from the date of purchase
- Operating temperature range between -20˚C and +50˚C
- UL/cUL listed, FCC compliant, RoHS compliant

Product Specification

Ordering Code	Model Number	Description	Watts	Base	Voltage (V)	Hour Rating	Beam Angle	Initial Lumen (lm)	CCT(K)	CRI	M.O.L. (inch)	Case QTY.
1751401	VIV-PLS/BP/4.5W/40/G23	PLS Bypass 4.5W 40K 2Pin	4.5	GX23	120/277	50,000	180	350	4000	83	5.79	50
1752417	VIV-PLS/BP/6W/40/GX23/S	PLS Bypass 6W 40K 2Pin	6	GX23	120/277	50,000	180	500	4000	83	6.75	50
1762161	VIV-PLS/BP/6W/27/2P	PLS Bypass 6W 27K 2Pin	6	GX23	120/277	50,000	180	500	2700	83	5.79	50
1762706	VIV-PLS/BP/6W/30/2P	PLS Bypass 6W 30K 2Pin	6	GX23	120/277	50,000	180	500	3000	83	5.79	50
1762320	VIV-PLS/BP/6W/35/2P	PLS Bypass 6W 35K 2Pin	6	GX23	120/277	50,000	180	500	3500	83	5.79	50
1762494	VIV-PLS/BP/6W/40/2P	PLS Bypass 6W 40K 2Pin	6	GX23	120/277	50,000	180	500	4000	83	5.79	50
1762162	VIV-PLS/BP/8W/27/2P	PLS Bypass 8W 27K 2Pin	8	GX23	120/277	50,000	180	700	2700	83	6.75	50
1762707	VIV-PLS/BP/8W/30/2P	PLS Bypass 8W 30K 2Pin	8	GX23	120/277	50,000	180	700	3000	83	6.75	50
1762321	VIV-PLS/BP/8W/35/2P	PLS Bypass 8W 35K 2Pin	8	GX23	120/277	50,000	180	700	3500	83	6.75	50
1762495	VIV-PLS/BP/8W/40/2P	PLS Bypass 8W 40K 2Pin	8	GX23	120/277	50,000	180	700	4000	83	6.75	50

Tel: 905-479-7093 • Toll Free: 1-888-425-7093 • Email: customerservice@turolight.com • Website: www.turolight.com