

LED FIXTURE

RIGID Series

LED Discus

RGD-HS

Slim design switchable CCT



Features & Benefits

- Slim design H ≈ 0.6"
- Mounts directly to J-box or retrofit 4", 5", 6" downlight
- Switchable CCT (30K/40K/50K)
- Range of sizes (4", 6", 8", 11" available)
- Finish color white (interchangeable trim ring for matt black or satin nickel finish)
- Damp location rated

- Energy Star approved
- L70 @ 50,000 Hrs
- 120V - TRIAC dimmable down to 10%
- High CRI (80+)
- Beam angle 120°

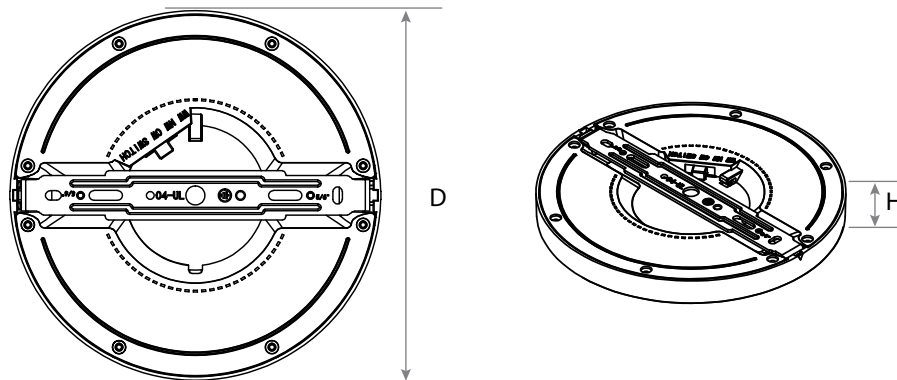
Warranty

- 5-year limited warranty in commercial use from the date of purchase
- Operating temperature range between -20°C and +40°C

Applications

Residential / Commercial, Schools, Retirement Homes, University, Supermarkets, Shops, Hotels, Conference Rooms, Office Lighting, Show Room, Corridor, Kitchens etc.

Dimensional drawing



	M.O.D	M.O.H
HS/4	5 1/2"	0.61"
HS/6	6 1/2"	0.59"
HS/8	8 1/2"	0.59"
HS/11	11 1/2"	0.61"

LED Discus



RGD-HS



Ordering Information Example: RGD-HS/4/8W/MULTI-K/WH/D


Family Name	Fixture Type	Size	Wattage	CCT (Kelvin)	Finish Color	D	Options
RGD (Rigid)	HS (Surface Discus)	4 (4") 6 (6") 8 (8") 11 (11")	6W 12W 18W 24W	MULTI-K (Multiple CCT, 30K/40K/50K Switchable) 30K (3000K, 11")	WH (White)	D (Dimmable)	Matt Black Trim Ring Satin Nickel Trim Ring (Sold separately)

Product Specification


Ordering Code	ES	Model Number	Wattage (W)	Input Voltage (V)	Hour Rating	Initial Lumens (lumen)	CCT (K) Adjustable	CRI	Beam Angle	Damp Location	Dimmable	Dimension DxH (inch)	Case QTY.
3662144	Yes	RGD-HS/4/6W/MULTI-K/WH/D	6	120	50,000	420	30/40/50	≥80	120°	Yes	Y	5 1/2" x 0.61"	60
3662145	Yes	RGD-HS/6/12W/MULTI-K/WH/D	12	120	50,000	840	30/40/50	≥80	120°	Yes	Y	6 1/2" x 0.59"	40
3663127	Yes	RGD-HS/8/18W/MULTI-K/WH/D	18	120	50,000	1260	30/40/50	≥80	120°	Yes	Y	8 1/2" x 0.59"	20
3664134	Yes	RGD-HS/11/24W/MULTI-K/WH/D	24	120	50,000	1920	30/40/50	≥80	120°	Yes	Y	11 1/2" x 0.61"	10
3664151	Yes	RGD-HS/11/24W/30K/WH/D	24	120	50,000	1920	3000	≥80	120°	Yes	Y	11 1/2" x 0.61"	10
3660112	-	RGD-HS/4/SN	Satin Nickel Metal Trim for HS/4, (Dia. 141.0mm, Height 15.6mm)										
3660113	-	RGD-HS/4/MB	Matt Black Metal Trim for HS/4, (Dia. 141.0mm, Height 15.6mm)										
3660114	-	RGD-HS/6/SN	Satin Nickel Metal Trim for HS/6, (Dia. 166.2mm, Height 15.6mm)										
3660115	-	RGD-HS/6/MB	Matt Black Metal Trim for HS/6, (Dia. 166.2mm, Height 15.6mm)										
3660116	-	RGD-HS/8/SN	Satin Nickel Metal Trim for HS/8, (Dia. 218.8mm, Height 15.6mm)										
3660117	-	RGD-HS/8/MB	Matt Black Metal Trim for HS/8, (Dia. 218.8mm, Height 15.6mm)										
3660118	-	RGD-HS/11/SN	Satin Nickel Metal Trim for HS/11, (Dia. 293.6mm, Height 15.6mm)										
3660119	-	RGD-HS/11/MB	Matt Black Metal Trim for HS/11, (Dia. 293.6mm, Height 15.6mm)										
3660120	-	RGD-HS/4/TC/KIT	Tension Clip For HS/4, Includes 1pc E26 Adaptor, 2 clips to Fit 4" Housing										
3660121	-	RGD-HS/5/6/TC/KIT	Tension Clip For HS/6/8/11, Includes 1pc E26 Adaptor, 2 clips Fit 5/6" Housing										



RGD-HS/4/TC/KIT



RGD-HS/5/6/TC/KIT