

LED High bay-Xclusive High Ceiling



SSL-XHC2	Segment	Wattage Range	Lumen Range
	Industrial & Commercial	Selectable Wattage (90W-240W)	14,557-37,000lm

Features

- Pressure Diecast Aluminum Housing with Driver enclosure for better Thermal Management.
- NEMA 4X & NSF Certified, IP65 rated with operating temperature range of -20° C ~ +50° C.
- Field Selectable CCT (3500K, 4000K & 5000K) & Wattage (90W - 150W in 150M & 180W – 240W in 240L model) along with Universal 120-277 V and 347 V Driver.
- Superior efficacy of ≥ 150 lm / W, Impact Resistant premium grade PC Lens designed for even light distribution.
- 10' White Power cord

Specifications

Housing:

Aluminum alloy pressure die casted housing & control gear box for better heat dissipation.

Optics:

Impact & UV Resistant PC Lens, for even and glare free distribution.

Mounting:

Hook (supplied), U bracket (for pendant or adjustable mounting), Linkable mounting bracket.

Driver:

Universal 120-277 V and 347 V Driver options with Operating temperature range of -20° C ~ +50° C.

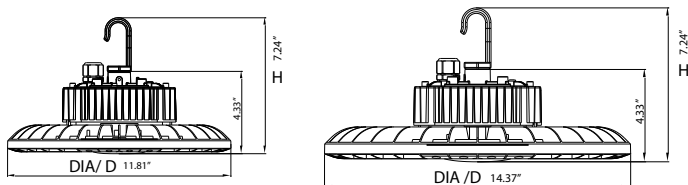
LED:

Field Selectable CCT of 3500K, 4000K & 5000K. Efficacy of ≥ 150 lm/w.


Controls:

Compatible with 0-10V Dimming and Bi-level Microwave sensor.

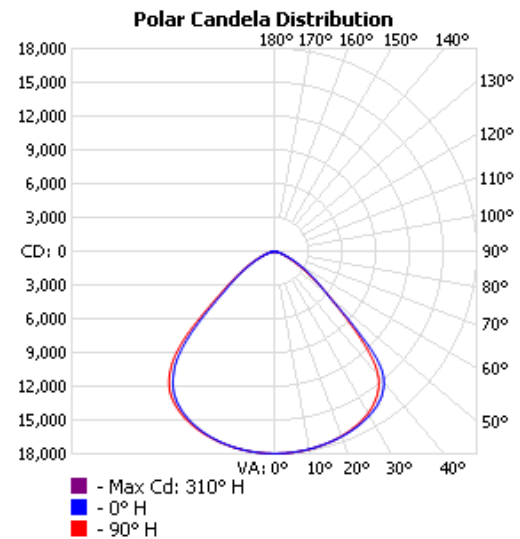
Dimensional Drawing



	DIA/ D	H
SSL-XHC2/150M	11.81"	7.24"
SSL-XHC2/240L	14.37"	7.24"



Polar Candela



Applications



Warehouses



Factory



Exhibition Halls



Retail

LED High bay-Xclusive High Ceiling



SSL-XHC2	Segment	Wattage Range	Lumen Range
	Industrial & Commercial	Selectable Wattage (90W-240W)	14,557-37,000lm

Ordering Information Example: SSL-XHC2/150M/MW/MK/UNV/HK/D

Family Name	Fixture Type	Size	Wattage	CCT	Voltage (V)	Mounting	Dimmable
SSL (Solid state lighting)	XHC2 (Xclusive high ceiling)	150M (Medium size, Max. 150W) 240L (Large size, Max. 240W)	MW (Selectable Wattage)	MK (Selectable Kelvin)	UNV (120-277V) 347V	HK (Hook mounting)	D (0-10V dimming)

Product Specification

Ordering Code	DLC (Premium)	Model Number	Wattage (W)	Input Voltage(V)	Hour Rating	Initial Delivered Lumens (lumen)	CCT (K)	CRI	Optics/ Distribution	Dimension DIA×H(inch)	Case QTY.
3680103	Y	SSL-XHC2/150M/MW/MK/UNV/HK/D	150-120-90	120-277	54,000	23000-18400-14557	35-40-50	≥80	Type V	11.81×7.24	1
3680200	Y	SSL-XHC2/150M/MW/MK/347V/HK/D	150-120-90	347	54,000	23000-18400-14557	35-40-50	≥80	Type V	11.81×7.24	1
3680104	Y	SSL-XHC2/240L/MW/MK/UNV/HK/D	240-200-180	120-277	54,000	37000-31000-28667	35-40-50	≥80	Type V	14.37×7.24	1
3680201	Y	SSL-XHC2/240L/MW/MK/347V/HK/D	240-200-180	347	54,000	37000-31000-28667	35-40-50	≥80	Type V	14.37×7.24	1
3660210	-	SSL-XHC2/LV/12V/SENSOR	12V DC Bi-level microwave sensor								
3660211	-	SSL-XHC2/LV/12/CONTROLLER	12V DC microwave sensor remote control								
3660212	-	SSL-XHC2/LINKABLE/BRKT	Linkable mounting bracket								
3660213	-	SSL-XHC2/U-BRKT	U bracket (for pendant or adjustable mounting)								
3660139	-	SSL-XHC/16/AL/HOOD/90D	90 Degree 16" aluminium hood, 7.5" high								
3660140	-	SSL-XHC/16/PC/HOOD/90D	90 Degree 16" polycarbonate hood, 7.5" high								
3660141	-	SSL-XHC/COLLAR	Adapter ring, required for 150M highbay hood install								

Accessories

SSL-XHC2/LV/12V/SENSOR



SSL-XHC2/LV/12/CONTROLLER



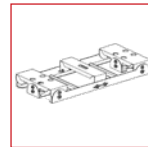
SSL-XHC/16/AL/HOOD/90D



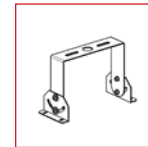
SSL-XHC/16/PC/HOOD/90D



SSL-XHC2/LINKABLE/BRKT



SSL-XHC2/U-BRKT



NOTE:

- Microwave can penetrate walls or glass thinner than 20cm, movement in adjacent corridors may be detected.
- Detection area will be affected by speed of motion, mounting height and movement volume.
- Installation shall not be mounted to avoid false trigger caused by the luminaire itself shaking. (Rooftop HVAC, upper floor vibration, etc.)
- Shall not be installed next to large operating machines such as ventilator/ceiling fan to avoid false triggering caused by machine vibration.
- They cannot penetrate metal. Large metal object near the sensor may create a "dead zone" behind it.
- Microwave sensors have advantage over PIR device in that they can operate in hot environments, however, they are sensitive devices and can be prone to false detection by everyday items like ceiling fans, moving branches or curtains, loose packaging, etc.

Other options may be available, consult Turolight Sales. Specifications and data are subject to change without notice.

Related Products



Linear Highbays



SSL-CHB



DL-VT2



Running man sign