

# LED Regressed Gimbal Downlight



<b>RGD-ECL</b>	<b>Segment</b>	<b>Wattage Range</b>	<b>Lumen Range</b>
	Commercial & Residential	12W / 17W	900-1,250lm

## Features

- 3.5" & 4" LED gimbal light, CRI 90, Air Tight, Adjustable Tilt
- Wet Location rated with operating temperature range of **-40 °C ~ +40 °C**.
- Field Selectable CCT (2700K, 3000K, 3500K, 4000K & 5000K)
- Available in brushed nickel, black and white



RGD-ECL/4

RGD-ECL/3.5

## Specifications

### Housing:

Die Cast Aluminum body for better Thermal Management  
Type IC rated, FT6 cable

### Optics:

Beam angle 38°

### Mounting:

Recessed Mounting with Spring Clamps

### Driver:

120V LED driver with Operating temperature range of **-40 °C ~ +40 °C**

### LED:

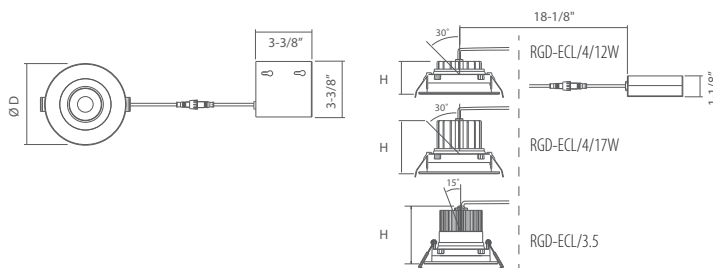
Field Selectable CCT of 2700K, 3000K, 3500K, 4000K & 5000K.

### Controls:

TRIAC/ELV Dimmer. 100-10% dimming

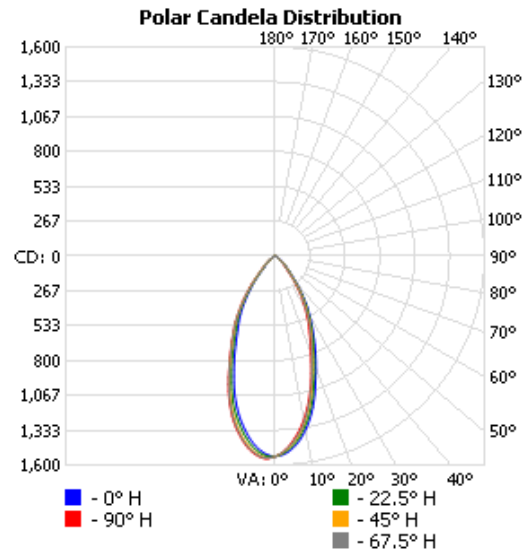


## Dimensional Drawing



	H	D	Cut-out
RGD-ECL/4/17W	3-1/4"	5"	4-1/4"
RGD-ECL/4/12W	2-1/2"	5"	4-1/4"
RGD-ECL/3.5	3-3/8"	4-3/8"	3-3/4"

## Polar Candela



## Applications



Offices



Hotels



Residences

# LED Regressed Gimbal Downlight



<b>RGD-ECL</b>	<b>Segment</b>	<b>Wattage Range</b>	<b>Lumen Range</b>
	Commercial & Residential	12W / 17W	900-1,250lm

## Ordering Information Example: RGD-ECL/3.5/12W/MK9/120/WH/D

Family Name	Fixture Type	Size	Wattage	CCT (Kelvin)	Voltage	Trim Finish	Dimmable
RGD (Rigid)	ECL (LED regressed gimbal downlight)	3.5" (3.5") 4 (4")	12W 17W	MK9 (Selectable Kelvin, CRI≥90)	120 (120V)	WH (White) BN (Brushed nickel) BK (Black)	D (TRIAC dimmable)

## Product Information

Ordering Code	Model Number	Description	Wattage (W)	Voltage (V)	Hour Rating	Lumens (lm)	CCT (K)	CRI	Wet Location	Case QTY.
3662165	RGD-ECL/3.5/12W/MK9/120/WH/D	3.5" Dia. white, regressed gimbal, 12W, selectable 5CCT, CRI≥90, triac dimmable, 120V, 38 Deg. FT6 cable	12	120	50,000	900	27/30/35/40/50	≥90	Yes	18
3662166	RGD-ECL/3.5/12W/MK9/120/BN/D	3.5" Dia. brushed nickel, regressed gimbal, 12W, selectable 5CCT, CRI≥90, triac dimmable, 120V, 38 Deg. FT6 cable	12	120	50,000	900	27/30/35/40/50	≥90	Yes	18
3662167	RGD-ECL/3.5/12W/MK9/120/BK/D	3.5" Dia. black, regressed gimbal, 12W, selectable 5CCT, CRI≥90, triac dimmable, 120V, 38 Deg. FT6 cable	12	120	50,000	900	27/30/35/40/50	≥90	Yes	18
3662168	RGD-ECL/4/12W/MK9/120/WH/D	4" Dia. white, regressed gimbal, 12W, selectable 5CCT, CRI≥90, triac dimmable, 120V, 38 Deg. FT6 cable	12	120	50,000	900	27/30/35/40/50	≥90	Yes	12
3662169	RGD-ECL/4/12W/MK9/120/BN/D	4" Dia. brushed nickel, regressed gimbal, 12W, selectable 5CCT, CRI≥90, triac dimmable, 120V, 38 Deg. FT6 cable	12	120	50,000	900	27/30/35/40/50	≥90	Yes	12
3662170	RGD-ECL/4/12W/MK9/120/BK/D	4" Dia. black, regressed gimbal, 12W, selectable 5CCT, CRI≥90, triac dimmable, 120V, 38 Deg. FT6 cable	12	120	50,000	900	27/30/35/40/50	≥90	Yes	12
3662171	RGD-ECL/4/17W/MK9/120/WH/D	4" Dia. white, regressed gimbal, 17W, selectable 5CCT, CRI≥90, triac dimmable, 120V, 38 Deg. FT6 cable	17	120	50,000	1250	27/30/35/40/50	≥90	Yes	12
3662172	RGD-ECL/4/17W/MK9/120/BN/D	4" Dia. brushed nickel, regressed gimbal, 17W, selectable 5CCT, CRI≥90, triac dimmable, 120V, 38 Deg. FT6 cable	17	120	50,000	1250	27/30/35/40/50	≥90	Yes	12
3662173	RGD-ECL/4/17W/MK9/120/BK/D	4" Dia. black, regressed gimbal, 17W, selectable 5CCT, CRI≥90, triac dimmable, 120V, 38 Deg. FT6 cable	17	120	50,000	1250	27/30/35/40/50	≥90	Yes	12
3660239	RGD-ECL/4/REF/24D	Reflector, 24 Degree (4" Dia. regressed gimbal)								
3660240	RGD-ECL/4/REF/60D	Reflector, 60 Degree (4" Dia. regressed gimbal)								

## Accessories


PL-AMP-MULTI-VPLUS



PL-AMP4-VPLUS



RGD-ECL/4/REF/24D



RGD-ECL/4/REF/60D



## Related Products

<p>RGD-ECL/4/Frame</p>	<p>RGD-CHY2</p>	<p>PRO-SP6</p>	<p>RGD-CDR</p>
------------------------	-----------------	----------------	----------------