

# LED Slim Panel



<b>EDA-SP2</b>	<b>Segment</b>	<b>Wattage Range</b>	<b>Lumen Range</b>
	Commercial & Residential	8W-16W	750-1,500lm

## Features

- Compatible with 0-10V and TRIAC Dimming.
- 120-347V Auto-Sensing Driver.
- Edge-lit slim profile suitable for low-depth installation.
- Slim Panel with Metal Trim
- 5 field selectable CCT options (27K, 30K, 35K, 40K & 50K).
- Wet location rated (indoor) with operating temperature range of -20° C - + 40° C.
- IC-rated for direct contact with insulation.

## Specifications

### Housing:

Pressure Die Cast Aluminum body to ensure better Thermal Management.

### Optics:

Premium-grade opal diffuser for even and glare-free light distribution.

### Mounting:

Recessed Mounting with Spring Clamps.

### Driver:

120-347V LED Auto-Sensing driver with Operating temperature range of -20° C ~ +40° C.

### LED:

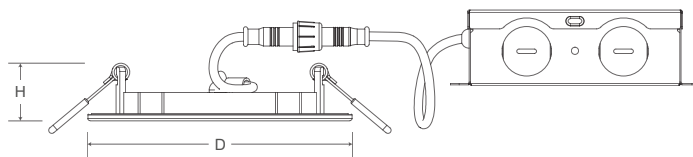
5 field selectable CCT options of 27K, 30K, 35K, 40K & 50K.

### Controls:

Compatible with 0-10V and TRIAC Dimming.

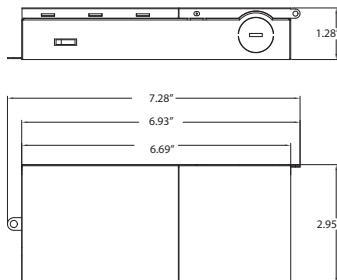


## Dimensional Drawing

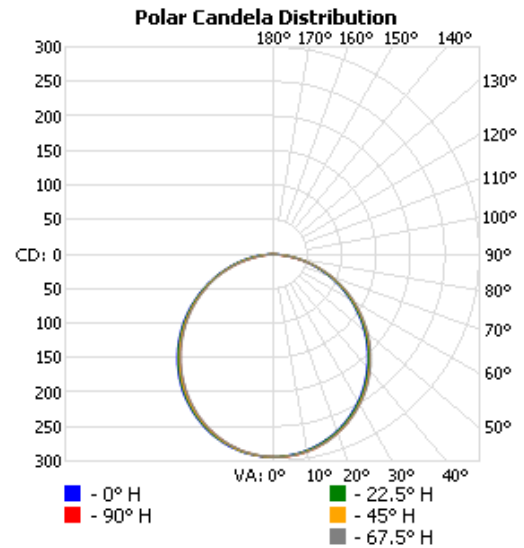


	D	Cut-out	H
SP2/4 (4")	4.92"	4.3"	1.07"
SP2/6 (6")	6.93"	6.3"	1.30"
SP2/8 (8")	8.86"	8.27"	1.30"

Driver Dimension (4", SP2/4)



## Polar Candela



## Applications



Offices



Malls



Hotels



Residences

# LED Slim Panel



<b>EDA-SP2</b>	<b>Segment</b>	<b>Wattage Range</b>	<b>Lumen Range</b>
	Commercial & Residential	8W-16W	750-1,500lm

## Ordering Information Example: EDA-SP2/4/8W/MK5/120-347V/WH/0-10V

Family Name	Fixture Type	Size	Wattage	CCT	Voltage	Finish Color	Dimmable
EDA (ENDURA)	SP2 (Slim Panel)	4 (4") 6 (6") 8 (8")	8W 12W 16W	MKS (5 CCT Selectable)	120-347V	WH (White) BK (Black)	0-10V (0-10V & TRIAC Dimming)

## Product Specification

Ordering Code	Energy Star	Model Number	Wattage (W)	Input Voltage (V)	Hour Rating	Initial Lumens (lumen)	CCT (K)	CRI	Beam Angle	Wet Location	Dimmable	Dimension D×H (inch)	Case QTY.
3682294	Yes	EDA-SP2/4/8W/MK5/120-347V/WH/0-10V	8	120-347V	50,000	750	27/30/35/40/50	80	120°	Yes	Y	4.92" × 1.07"	6
3682295	Yes	EDA-SP2/6/12W/MK5/120-347V/WH/0-10V	12	120-347V	50,000	1100	27/30/35/40/50	80	120°	Yes	Y	6.93" × 1.30"	6
3682122	Yes	EDA-SP2/6/12W/MK5/120-347V/BK/0-10V	12	120-347V	50,000	1100	27/30/35/40/50	80	120°	Yes	Y	6.93" × 1.30"	6
3682296	Yes	EDA-SP2/8/16W/MK5/120-347V/WH/0-10V	16	120-347V	50,000	1500	27/30/35/40/50	80	120°	Yes	Y	8.86" × 1.30"	6
3660273	-	RGD-SP3/4/MK5/BK (compatible with EDA-SP)	RGD-SP3 4" Slim Panel, Black Trim Ring for 5-CCT Selectable										
3660274	-	RGD-SP3/4/MK5/BN (compatible with EDA-SP)	RGD-SP3 4" Slim Panel, Brush Nickel Trim Ring for 5-CCT Selectable										
3660277	-	RGD-SP3/8/MK5/BK (compatible with EDA-SP)	RGD-SP3 8" Slim Panel, Black Trim Ring for 5-CCT Selectable										
3660278	-	RGD-SP3/8/MK5/BN (compatible with EDA-SP)	RGD-SP3 8" Slim Panel, Brush Nickel Trim Ring for 5-CCT Selectable										

## Accessories

RGD-SP3/MK5/BK



RGD-SP3/MK5/BN

