

Installation and Usage Guide

LuMiNaSense LED Floor Light

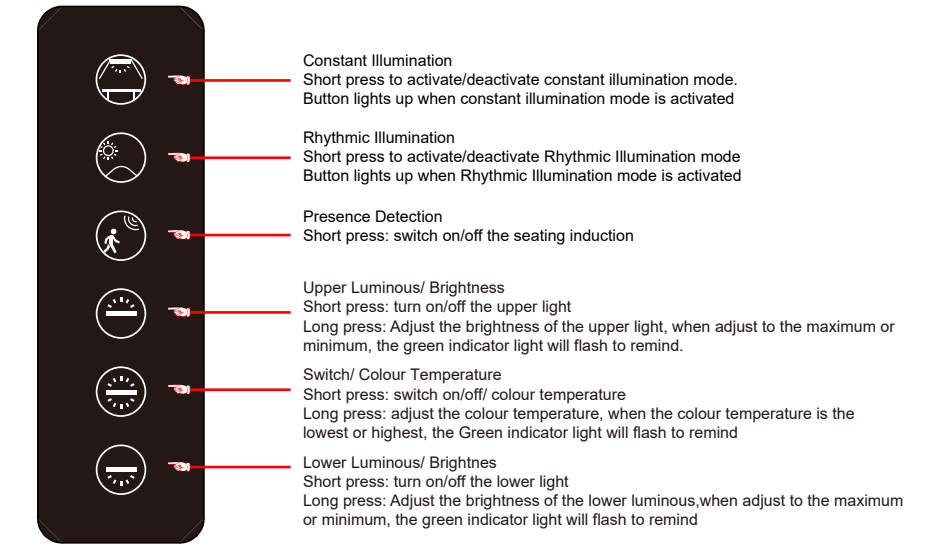
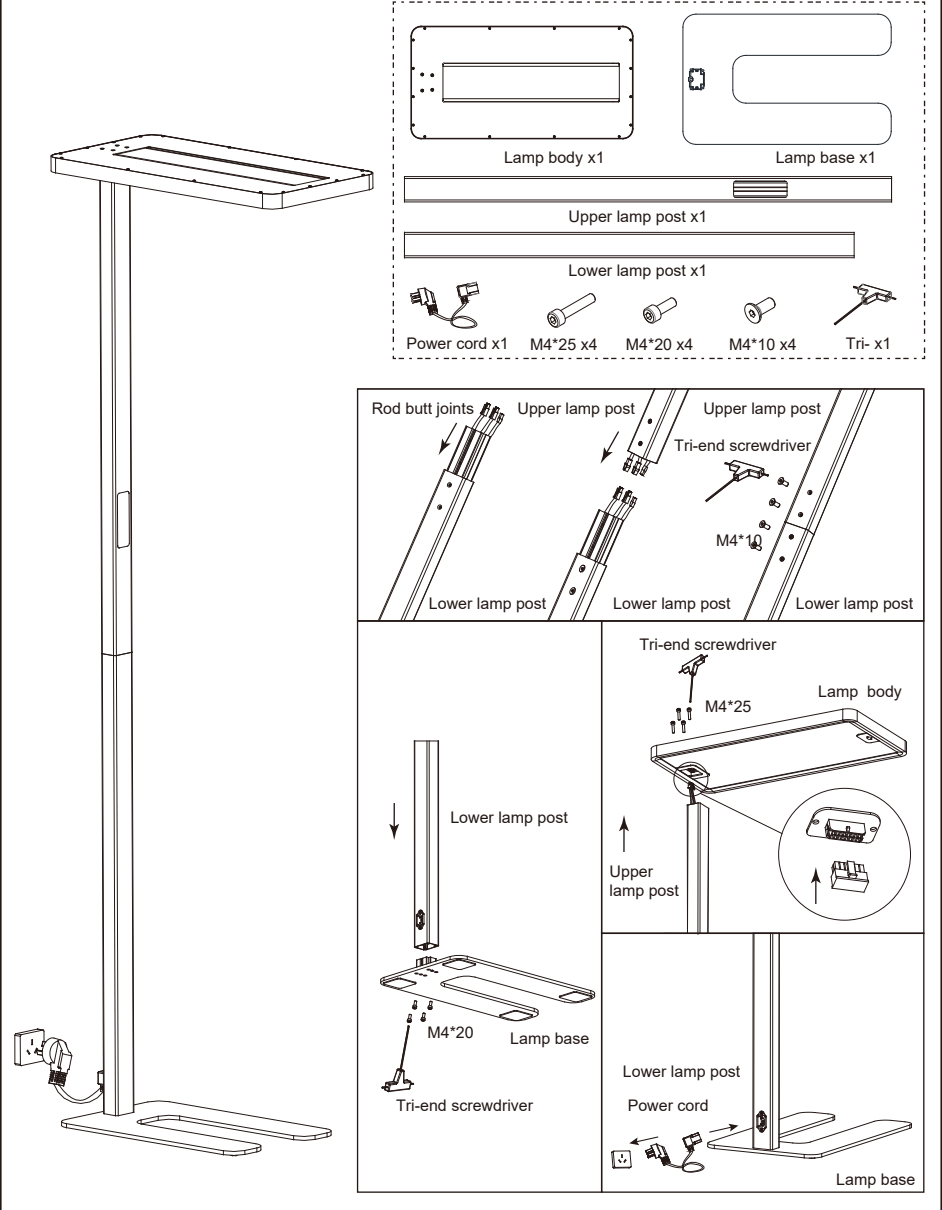
Applicable model:
LMS-FLR/100W/FF/I95/RG0/SMART

In order to install the fixture correctly, please read this manual in detail after opening the box and keep it in a safe place.

- LAMP MAIN PARAMETERS:
- Model No.: LMS-FLR/100W/FF/I95/RG0/
- SMART Rated Power Supply: 100-240Vac,
- 50/60Hz Rated Input Current: 0.48A
- Rated Power: 100W (476×0.5W/LED Module)
- Protection Against Electric Shock: Class I Lamp
- Ingress Protection: IP20
- Color Rendering IndexRa: ≥95
- Color Temperature CCT: 2700K ~ 4700K
- Product Dimensions: 610×310×1950mm
- Applicable Sites: Indoor
- Operating Ambient Temperature: -20°C+40°C
- Anti-blue Light Rating: RG0
- Flicker: Flicker Free
- Net Weight: 13.9kg
- Executive Standard: UL153

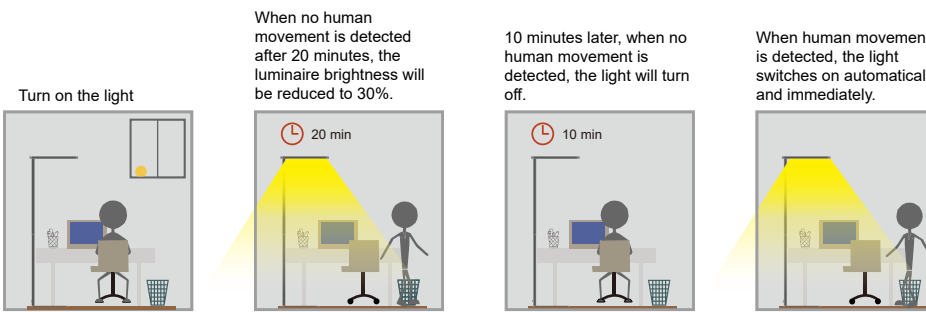
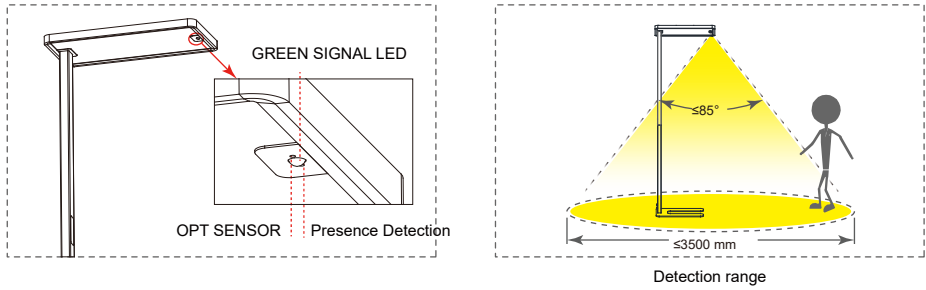
- Cleaning & Maintenance
- For the longevity and safer use, please clean, maintain and service the product regularly.
 - To clean the fixture, please use a soft cloth.
 - Do not wiped by alcohol, petrol or insecticides, as this may cause damage to the fixture, thus affecting the life of the fixture.

- Safety Notes
- Do not use in unstable locations. Avoiding dumping.
 - Prohibition of covering flammable materials.
 - Do not bend or pull the power cord.
 - Damaged power cords cause fire, electrocution and other accidents.
 - Do not modify the lamps and lanterns or change the parts by yourself.
 - Avoid causing inconvenience or electric shock, fire and other accidents!
 - Do not insert metal products or flammable objects into the gap of the lamp.
 - Avoid causing fire, electric shock and other accidents.
 - Do not place the lamp next to items that are easily exposed to wind or flammable.
 - Avoid causing fire or other accidents.
 - The illuminant in device shall be replaced by the manufacturer or its service agent or a similarly qualified person.
 - If the power cord is damaged, contact the manufacturer or a similarly qualified person for a replacement.
 - If an abnormality is found, quickly disconnect the power supply and contact the dealer shop.
 - Use power supply in the specified value .
- Prolonged use beyond the rated voltage range may cause the lamp to overheat and result in a fire.



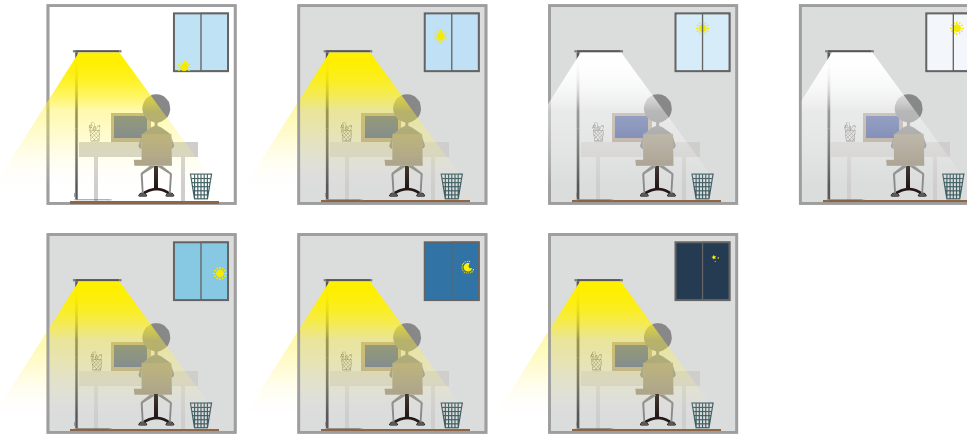
Presence Detection

Short press to switch on the Presence Detection mode (key back light is on), then short press to switch off the Presence Detection mode (key back light is off).



Constant Illumination

- Switch on and dim to the desired comfortable brightness, the photosensitive sensor will remember the set illumination level and save it as a standard value for the workplace.
 - In order to maintain a constant illuminance value on the desktop, the illuminance is adjusted inversely according to the ambient brightness by means of a light-sensitive function, with an error of 10% or less.
 - The new illuminance is only remembered when dimmed again and updated to the standard value on the desktop.
- Note: Any change in the table top within 20° may disturb the illuminance value (lux).



Rhythmic Illumination

Auto switch, short press to turn on the rhythm light mode (key back light on), press the pre-written program to simulate the whole day Sun spectrum; Short press again to switch off the rhythm lighting mode (key back light goes out).

Time	Colour Temperature	Rhythmic Variation
6:00–10:40	2700K–4700K	Increase colour temperature every 20 minutes
10:40–14:00	4700K	Constant colour temperature
14:00–19:20	4700K–2700K	Reduce colour temperature every 20 minutes
19:20–6:00	2700K	Constant colour temperature

