LED Backlit Panel

RGD-BLP7	Segment	Wattage Range	Lumen Range
	Commercial & Industrial	Selectable 25-45 W	3,375-6,075 lm

TUROLIGHT®

Features

- Slim unibody CRCA steel housing; white frame and premium opal PMMA diffuser.
- Selectable 3000 / 3500 / 4000 / 5000 K and three wattage settings per size.
- 120-347 V input, 0-10 V dimming to 1%.
- Standard damp location; -25 to +45 C.
- Factory PIR, PIR-BT, EM and PIR/EM options.

Specifications

Housing:
CRCA steel back housing; painted white frame.

Optics:
PMMA opal diffuser.

Mounting:
T-bar grid; surface/suspended kits separately.

Driver:
120-347 Vac, 50/60 Hz; 12 V auxiliary output.

LED:
Selectable CCT; CRI >80.

Controls:
0-10 V dimming; 1% minimum.

Warranty:
5 years. Published L80: 54,000 hours.

Dimensional Drawing

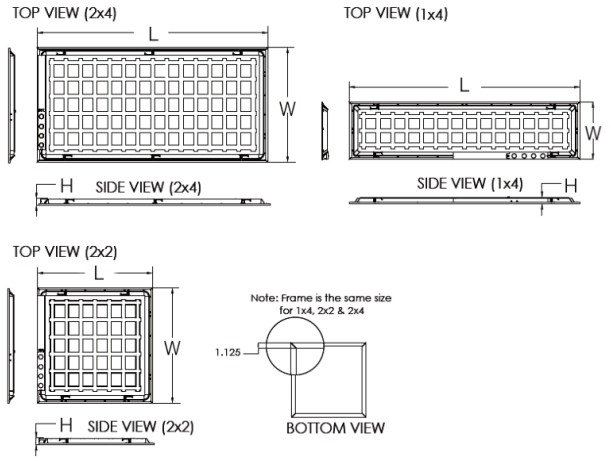

Size	L	W	H
2 x 2	23.74 in	23.74 in	1.39 in
1 x 4	47.75 in	11.77 in	1.39 in
2 x 4	47.75 in	23.74 in	1.39 in

Available sizes: 1 x 4 | 2 x 4 | 2 x 2



Polar Candela

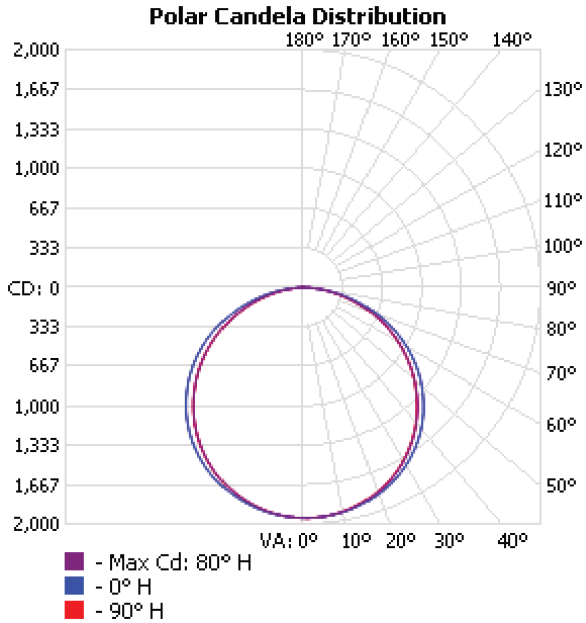

Applications



LED Backlit Panel

RGD-BLP7	Segment	Wattage Range	Lumen Range
	Commercial & Industrial	Selectable 25-45 W	3,375-6,075 lm

Ordering Information

Example: RGD-BLP7/14/MW/MK/UN3/D/A/PIR-BT

Family	Fixture type	Size	Wattage	CCT	Voltage	Dimming	Option
RGD	BLP7	14 / 22 / 24	MW (selectable)	MK (selectable)	UN3 (120-347 V)	D (0-10 V)	A; PIR; PIR-BT; EM PIR/EM

Product Information

Ordering code	Model number	Wattage (W)	Nominal lumens	CCT (K)	Input (V)	Weight (kg)
3662262	RGD-BLP7/14/MW/MK/UN3/D/A	25/30/35	3375/4050/4725	30/35/40/50	120-347	2.45
3662252	RGD-BLP7/14/MW/MK/UN3/D/A/PIR	25/30/35	3375/4050/4725	30/35/40/50	120-347	2.57
3662261	RGD-BLP7/14/MW/MK/UN3/D/A/PIR-BT	25/30/35	3375/4050/4725	30/35/40/50	120-347	2.57
3662272	RGD-BLP7/14/MW/MK/UN3/D/A/EM	25/30/35	3375/4050/4725	30/35/40/50	120-347	3.67
3662273	RGD-BLP7/14/MW/MK/UN3/D/A/PIR/EM	25/30/35	3375/4050/4725	30/35/40/50	120-347	3.79
3662266	RGD-BLP7/22/MW/MK/UN3/D/A	25/30/35	3375/4050/4725	30/35/40/50	120-347	2.33
3662263	RGD-BLP7/22/MW/MK/UN3/D/A/PIR	25/30/35	3375/4050/4725	30/35/40/50	120-347	2.43
3662267	RGD-BLP7/22/MW/MK/UN3/D/A/PIR-BT	25/30/35	3375/4050/4725	30/35/40/50	120-347	2.43
3662274	RGD-BLP7/22/MW/MK/UN3/D/A/EM	25/30/35	3375/4050/4725	30/35/40/50	120-347	3.53
3662275	RGD-BLP7/22/MW/MK/UN3/D/A/PIR/EM	25/30/35	3375/4050/4725	30/35/40/50	120-347	3.65
3662271	RGD-BLP7/24/MW/MK/UN3/D/A	35/40/45	4725/5400/6075	30/35/40/50	120-347	4.60
3662264	RGD-BLP7/24/MW/MK/UN3/D/A/PIR	35/40/45	4725/5400/6075	30/35/40/50	120-347	4.72
3662269	RGD-BLP7/24/MW/MK/UN3/D/A/PIR-BT	35/40/45	4725/5400/6075	30/35/40/50	120-347	4.72
3662276	RGD-BLP7/24/MW/MK/UN3/D/A/EM	35/40/45	4725/5400/6075	30/35/40/50	120-347	5.82
3662277	RGD-BLP7/24/MW/MK/UN3/D/A/PIR/EM	35/40/45	4725/5400/6075	30/35/40/50	120-347	5.94

Nominal lumens correspond to wattage settings in order; CCT-specific outputs vary.

Factory-installed sensor options

STANDARD PIR /PIR and /PIR/EM

360° occupancy detection; bi-level dimming and daylight control.
Adjust sensitivity, hold time, standby level/time and daylight.
Factory setting: 100% sensitivity, 20 min hold, daylight off,
30% standby for 60 min. See remote guide on page 4.

Custom factory settings have been requested for later shipments. We will confirm when they take effect as standard.

BLUETOOTH PIR /PIR-BT

360° occupancy detection with Bluetooth mesh control.
Configure PIR-BT through the TuroSmart app.
Supports daylight harvesting, zoning and bi-level dimming.
See page 4 for operation and coverage patterns.

Measured lumens at maximum wattage

Size / setting	3000 K	3500 K	5000 K
1 x 4 / 35 W	4,516	4,762	4,608
2 x 2 / 35 W	4,561	4,618	4,642
2 x 4 / 45 W	5,976	6,216	6,061

Measured values at the listed maximum wattage settings for standard fixture configurations.

Mounting kits, filler pans and the PIR remote are detailed in accessories on page 3.

LED Backlit Panel

RGD-BLP7	Segment	Wattage Range	Lumen Range
	Commercial & Industrial	Selectable 25-45 W	3,375-6,075 lm

Accessories

Image	Ordering code	Model number	Description / use
	3660149	RGD-BLP/14/FRM/WH	1 x 4 surface mount frame
	3660148	RGD-BLP/22/FRM/WH	2 x 2 surface mount frame
	3660150	RGD-BLP/24/FRM/WH	2 x 4 surface mount frame
	3660151	RGD-BLP/SUSP	Suspension kit; two 10 ft cable hangers
	3660573	LVMS/CONTROLLER/3.1	Standard PIR remote For /PIR and /PIR/EM only
	STANDARD LAY-IN FILLER PAN		
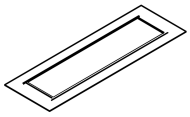	3660476	LRP/20x60/W	20 x 60 in grid
	3660477	LRP/30x30/W	30 x 30 in grid
	3660478	LRP/500x1500/W	500 x 1500 mm grid
	3660479	LRP/750x750/W	750 x 750 mm grid
	AIR HANDLING FILLER PAN		
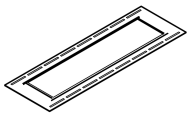	3660494	LRP/20x60/AH/W	20 x 60 in grid; air slots
	3660495	LRP/30x30/AH/W	30 x 30 in grid; air slots
	3660496	LRP/500x1500/AH/W	500 x 1500 mm grid; air slots
	3660497	LRP/750x750/AH/W	750 x 750 mm grid; air slots

Filler pan images show one representative size of each style.

Confirm ceiling grid and fixture fit before ordering. Surface frame image is representative.

LED Backlit Panel

RGD-BLP7	Segment	Wattage Range	Lumen Range
	Commercial & Industrial	Selectable 25-45 W	3,375-6,075 lm

Factory-installed sensor functionality

STANDARD PIR /PIR and /PIR/EM

Occupancy control with bi-level dimming and daylight.
After hold time, dims to standby level, then turns off.
Adjust sensitivity, light levels, hold/standby times
and daylight threshold with the PIR remote.
Factory: 100% sensitivity; 20 min hold; daylight off;
30% standby for 60 min.
Custom settings requested for later shipments; standard adoption will be confirmed.

BLUETOOTH PIR /PIR-BT

Occupancy control through a Bluetooth mesh network.
TuroSmart app sets grouping, zoning, high-end trim,
daylight harvesting and continuous bi-level dimming.
Standard PIR remote does not program PIR-BT.

Sensor coverage patterns

360° coverage; major/minor motion zones from sensor specifications.

STANDARD PIR • 12 ft mounting height

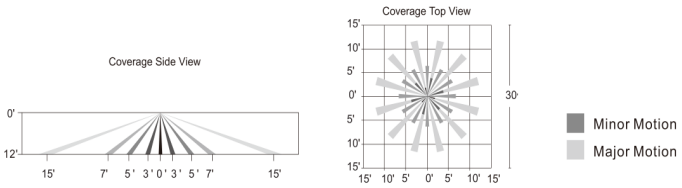

PIR-BT • 13 ft mounting height

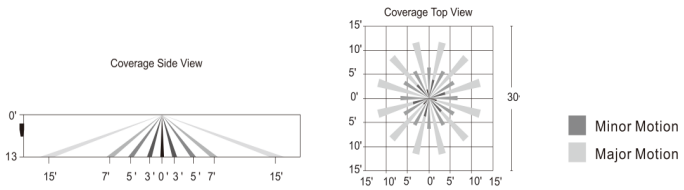

Actual detection varies with movement, mounting conditions and surroundings.

Standard PIR remote controller

LVMS/CONTROLLER/3.1 | Ordering code 3660573 | /PIR and /PIR/EM only



1 Point the remote at the sensor on the powered fixture.

2 Press DISP to show the latest settings.

3 Use arrows to select settings; press OK to confirm.

4 Aim at the sensor and press SEND to apply.

The fixture flashes to confirm receipt.

Setting	What it changes
Brightness	Light output while occupied.
Sensitivity	How readily movement is detected.
Hold time	Time at occupied output after motion stops.
Standby dim	Lower output after hold; 0% turns light off.
Standby time	Time at lower output before turning off.
Daylight sensor	Ambient-light threshold for motion control.

Useful controls

AUTO returns to sensing after an on/off override. TEST 2s checks motion detection.

Factory PIR: 100% sensitivity; 20 min hold; daylight off; 30% standby for 60 min.

PIR-BT is configured in the TuroSmart app; this remote does not program PIR-BT.